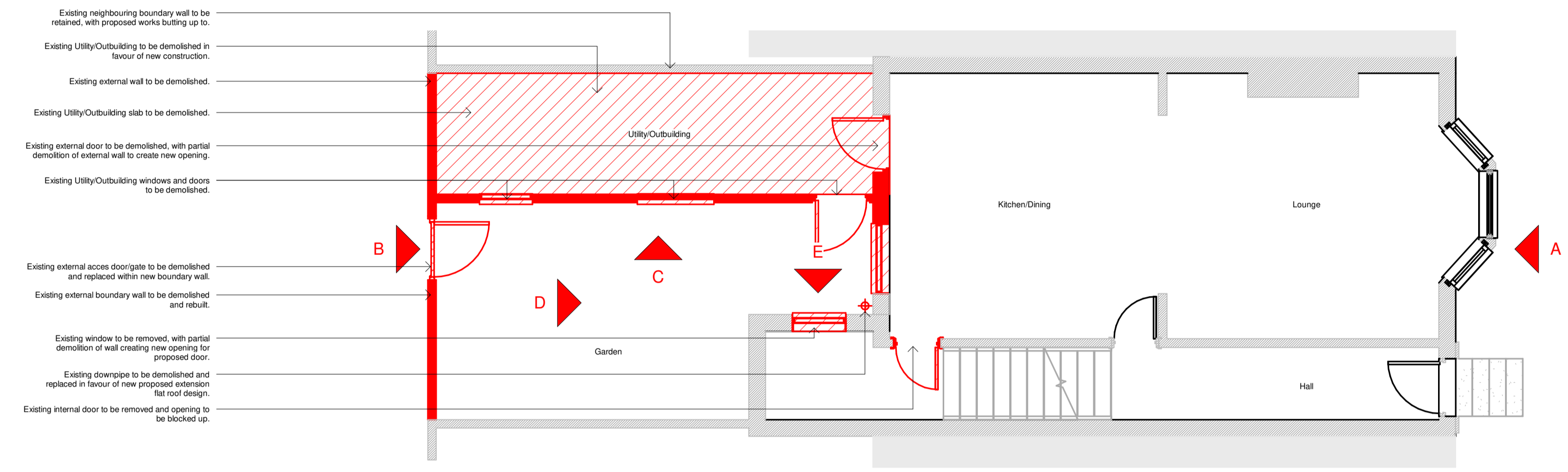
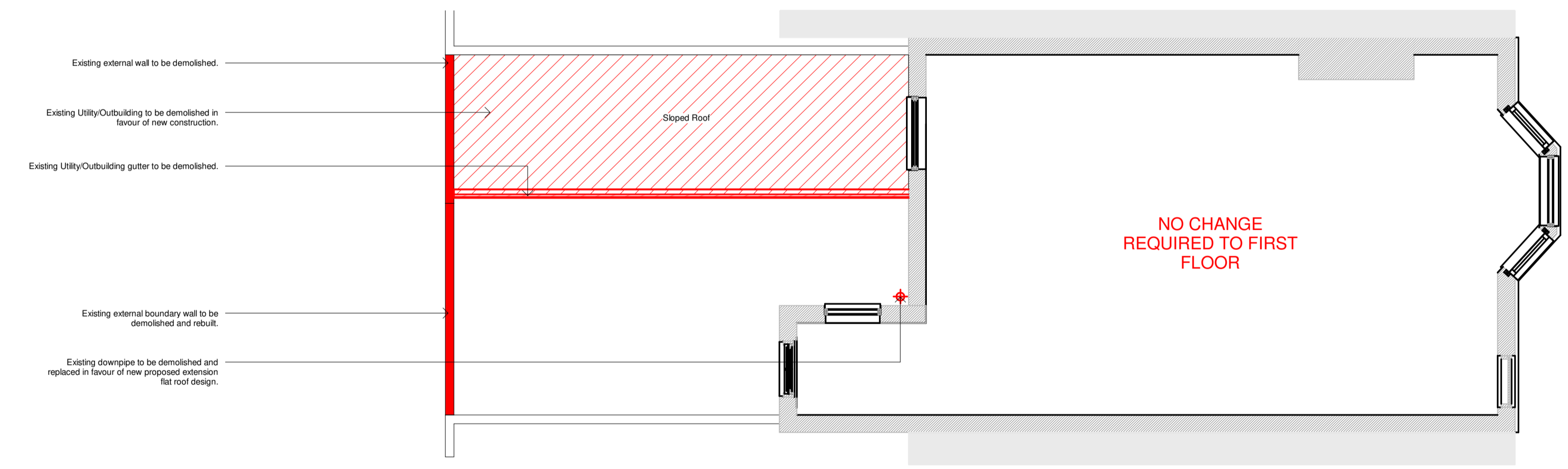


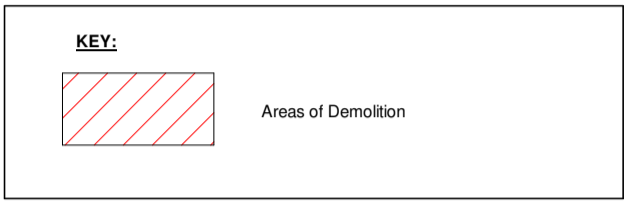
NOTE:
Do not scale from drawing. A thorough site survey should be undertaken to obtain key dimensions and tolerances. If no dimension is given, it is the responsibility of the recipient to obtain the dimension specifically from the author or by site measurement. The sizing of all structural and service elements must always be checked against the relevant engineer's drawings. No reliance should be placed upon sizing information shown on this drawing.
DRAWING PACKAGE FOR PLANNING PURPOSES ONLY. NOT FOR CONSTRUCTION OR TECHNICAL DESIGN.



Ground Floor Demolition Plan
1 : 50



First Floor Demolition Plan
1 : 50



Rev	Description	Date
A	Planning Issue	06/03/24

CODE	SUITABILITY DESCRIPTION
STATUS	PURPOSE OF ISSUE

CPa Design		
PROJECT		
18 Park Terrace, YO21 1PN WHITBY		
TITLE		
Ground & First Floor Demolition Plan		
CLIENT		
Sean Smithson		
DRAWN BY CPa	CHECKED BY CPa	DATE
SCALE (@ A1) 1 : 50	PROJECT NUMBER 01-1001	
DRAWING NUMBER 08-2001	REV A	