



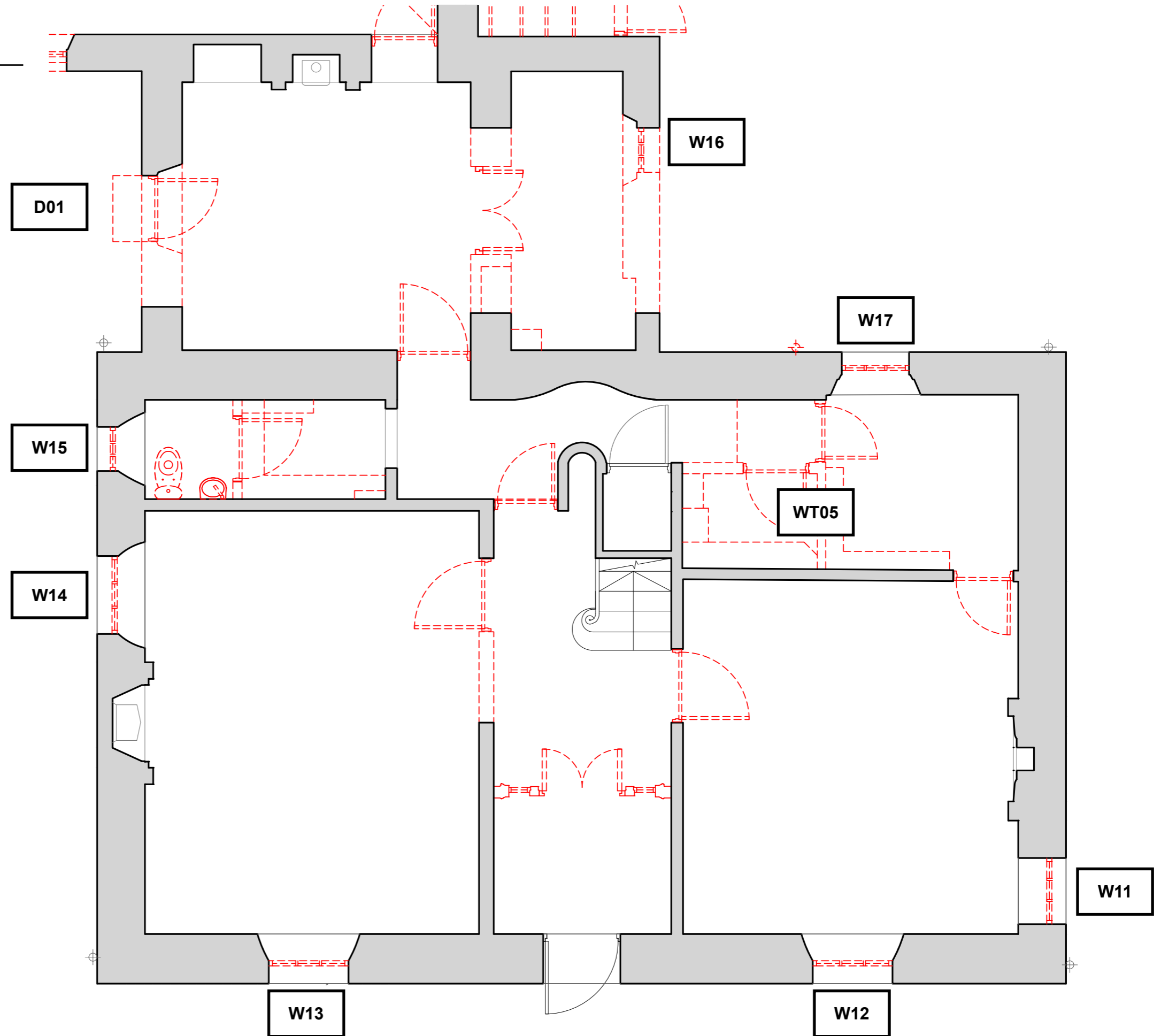
OLD MANSE AT PILMUIR, HADDINGTON, EAST LoTHIAN | WINDOW SURVEY

MARCH 2024

EXISTING GROUND FLOOR PLAN

DRAWING KEY

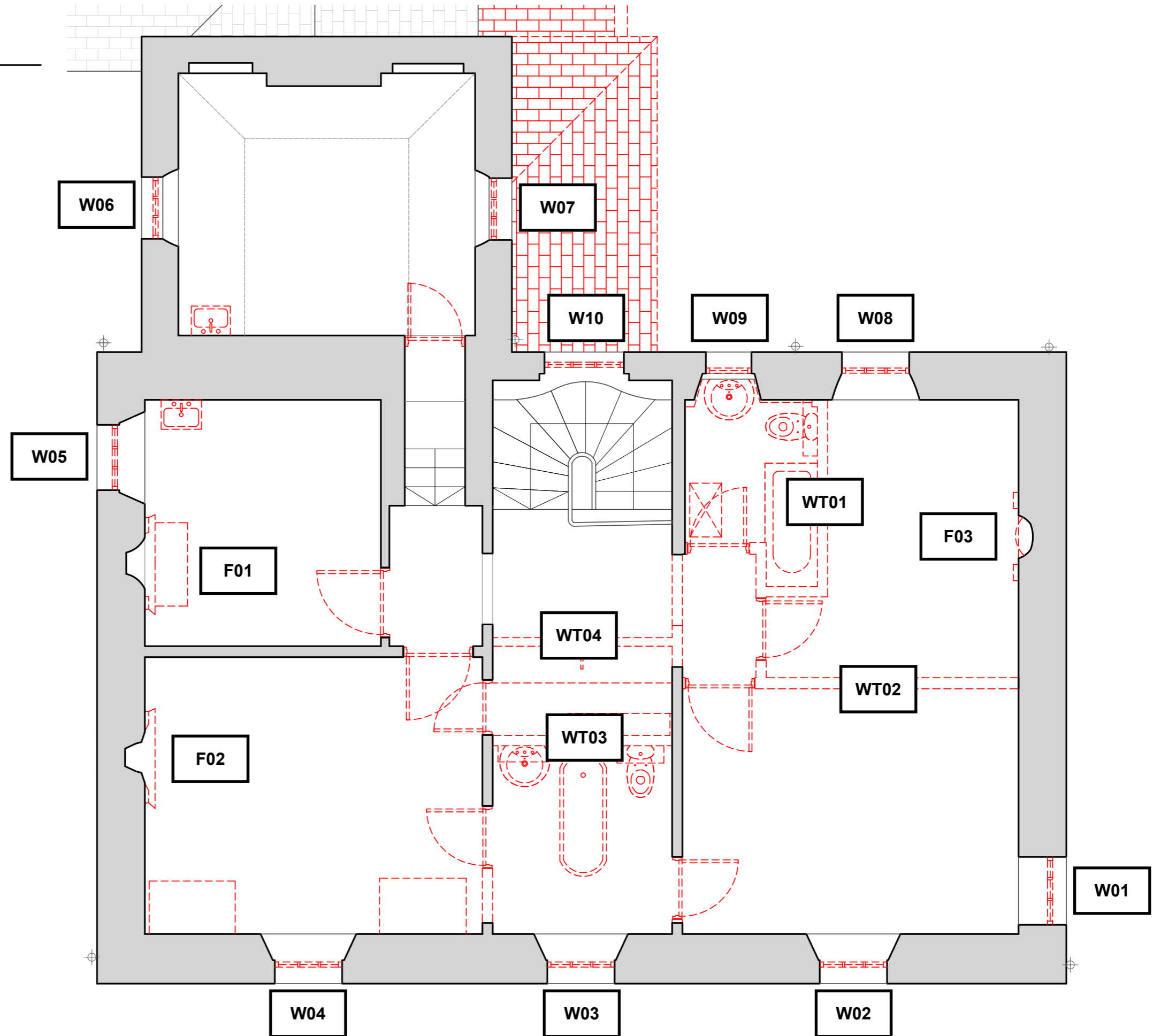
- EXISTING
- BOUNDARY
- DEMO















EXISTING FIRST FLOOR PLAN

DRAWING KEY













- EXISTING
- BOUNDARY
- DEMO






SCHEDULE

Code	Photo	Notes
W01		<p>W - 1000mm, H - 1500, 6 over 6 - 50/50 split.</p> <p>Rotten base rail, mid rail putty removed and water ingress non weighted and ropes cut and non operable. Non original glass.</p>   
W02		<p>W - 1000mm, H - 1500mm, 6 over 6 - 50/50 split.</p> <p>Areas of rot in base rail and mid rail and cills. Outer frame rotted. Cut ropes. Putty flaked. Non original ironmongery. Non original glass</p>   
W03		<p>W - 1000, H - 1500, 6 over 6 - 50/50 split.</p> <p>Areas of rot in base rail, mid rail, cills and outer frame. Rotted runners. Non original ironmongery. Non original glass. Weaken and non operable ropes.</p>   













SCHEDULE

W04		<p>W - 1000, H - 1500, 6 over 6 - 50/50 split</p> <p>Base and mid rail rot. Cill and outer frame rot. non original ironmongery. non original glass. rope and weight working.</p>   
W05		<p>W - 1000, H - 1500, 6 over 6 - 50/50 split</p> <p>Base and mid rail areas of rot. Cills and outer frame areas of rot and frame opening up. Ropes and weights intact. Non original glass and ironmongery.</p>   
W06		<p>W - 880, H - 710, 3 over 3 - 50/50 split</p> <p>Sashes in good condition, non original windows. Both ropes broken. Areas of rot in cills and external base rail.</p>   











SCHEDULE

W07		<p>W - 880, H - 710, 3 over 3 - 50/50 split.</p> <p>Sashes in good condition, non original windows. Both ropes broken. Areas of rot in cills and base of outer frame.</p>   
W08		<p>W - 950, H - 1500, 6 over 6 - 50/50 split.</p> <p>Areas of rot to base and mid rails. Rotten cill and base of outer frame. Non original glass and ironmongery. Ropes and weights in working order.</p>   
W09		<p>W - 950, H - 710, 1 over 1 - 50/50 split.</p> <p>Rot to mid and head rails. Cills rotten. Outer frame, base rail and head have signs of rot. Non original window. Ropes and weights in working order.</p>   










SCHEDULE

W10		<p>W - 1210, H - 2050, 6 over 6 - 50/50 split.</p> <p>Base and mid rail rot. Cills and outer base frame - signs of rot. Non original glass. Ropes cut to weights.</p>   
W11		<p>W - 1000, H - 2000, 6 over 6 - 50/50 split.</p> <p>Base and mid rail rotten. Open frame and rot to outer frame and cills. Non original glass. Ropes and weights intact.</p>   
W12		<p>W - 1000, H - 2050, 6 over 6 - 50/50 split.</p> <p>Window painted shut. Base rail rotten. Cills rotten. Non original glass. Base of outer frame rotten. Non original ironmongery. Ropes and weights intact.</p>   



SCHEDULE

W13		<p>W - 1200, H - 2050, 6 over 6 - 50/50 split.</p> <p>Windows painted shut. Areas of broken glass. Signs of rot to base and mid rail. Non original glass. Ropes and weights intact.</p>   
W14		<p>W - 1200, H - 2050, 6 over 6 - 50/50 split.</p> <p>Window sashes in BETTER condition. Small area of rot to base of bottom sash. Signs of rot to base of outer frame and cill junction. Non original glass. Ropes and weights intact.</p>   
W15		<p>W - 700, H - 1000, 6 over 6 - 50/50 split.</p> <p>Painted shut. No runners, ropes or weights. Non original glass or ironmongery.</p> 

SCHEDULE

W16		<p>W - 710, H - 1000, 6 over 6 - 50/50 split.</p> <p>No runners. Signs of rot on mid rail of sash. Signs of rot to base of outer frame, runners and cill. Non original glass.</p>   
W17		<p>W - 1000, H - 1330, 6 over 6 - 50/50 split.</p> <p>Areas of rot in mid rail of shash. Outer cill rotten and of frame and runners.</p>   
D01		<p>W - 1000, H - 2050.</p>

SCHEDULE


F01	 A photograph of a fireplace with a black metal insert. The surround is made of light-colored wood. The wall is covered in patterned wallpaper, and a green curtain is visible on the right side.	Non original wooden insert. Non original tiles. Non original wooden surround.
F02	 A photograph of a fireplace with a black metal insert. The surround is made of light-colored wood. The wall is plain white, and there are electrical outlets on either side of the fireplace.	Non original wooden insert. Non original tiles. Non original wooden surround.
F03	 A photograph of a fireplace with a black metal insert. The surround is made of light-colored wood. The wall is covered in patterned wallpaper, and a blue carpet is visible in the foreground.	Non original wooden insert. Non original tiles. Non original wooden surround.

SCHEDULE

WT01		
WT02		
WT03		

SCHEDULE

WT04



CONTACT DETAILS

We are a driven, young, creative practice that strives to design ecological and award-winning architecture in Scotland. We pride ourselves on the strong design team relationships we build throughout every project. A transparent close working design team often lead to the best projects with personal attention paid to every stage of the process. We are excited to develop proposals for your home, adding to our growing portfolio of highly crafted domestic architecture.

Architect	Jones Robbins Tobin
Address	32 Netherby Road, Edinburgh, EH5 3LX
Contact Telephone	078 969 18280
Email	mail@jonesrobbins.com
Website	www.jonesrobbinstobin.com
ARB Number	089774D
RIAS Membership No.	13448
Company No.	SC620980

