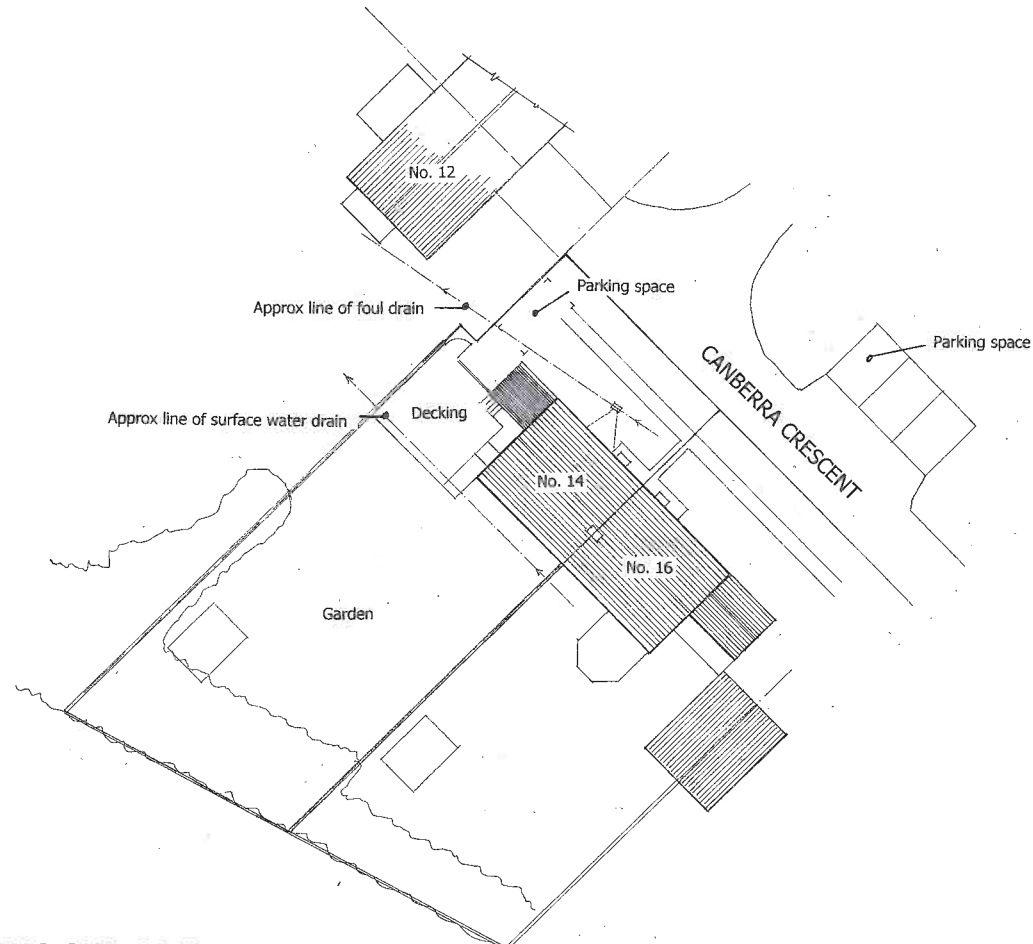


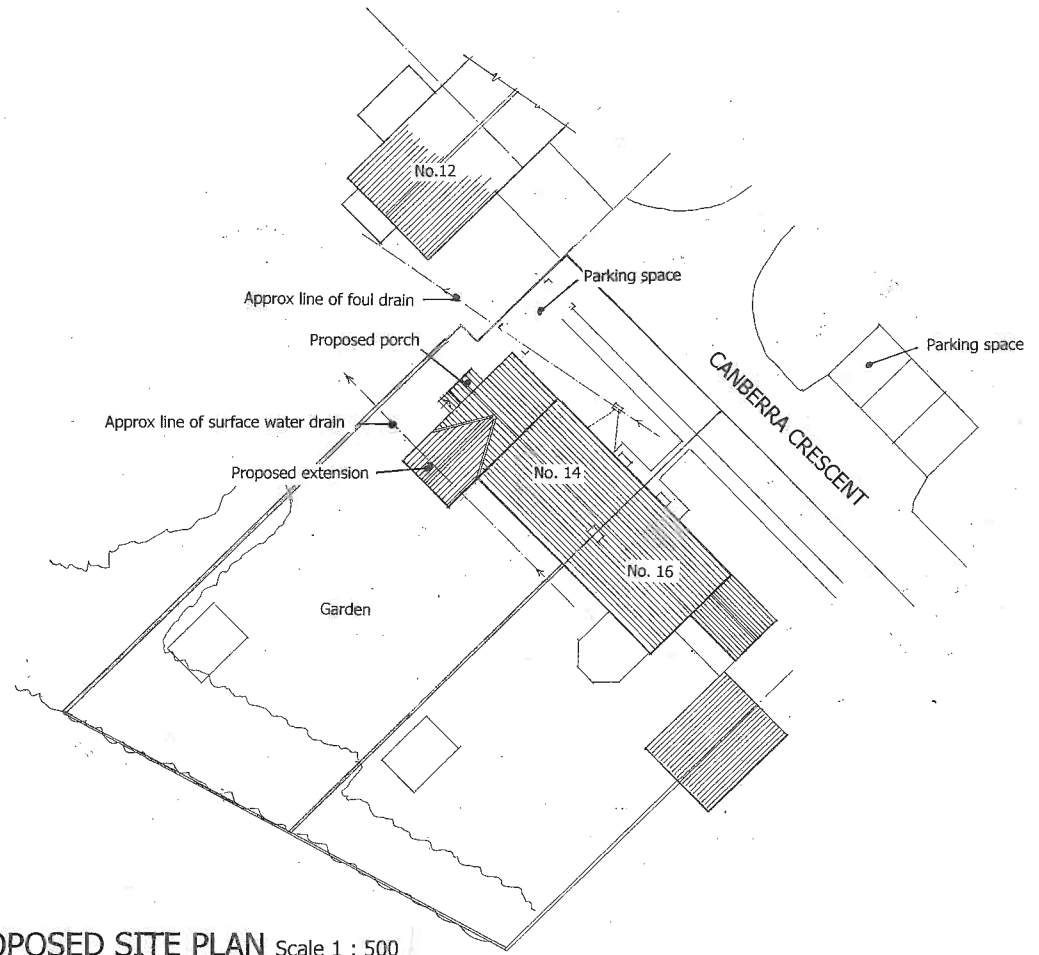


Promap LANDMARK INFORMATION
 © Crown Copyright and database rights 2024. OS AC0000813445
 Plotted Scale - 1:1250. Paper Size - A4

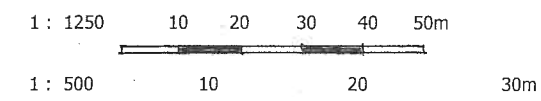
LOCATION PLAN Scale 1 : 1250



EXISTING SITE PLAN Scale 1 : 500



PROPOSED SITE PLAN Scale 1 : 500



SCALE BAR	
I S Ford Building Surveying and Planning Ltd. Sutton Farm, Butcombe, Blagdon, Bristol, BS40 7XQ Tele: 01761 462033 Mob: 07770 532699	
Client: Miss S Hicks & Mr D Wiltshire 14 Canberra Crescent Locking, Weston-super-Mare BS24 7DA	
Job Title: Two storey side extension to 14 Canberra Crescent Locking, BS24 7DA.	
Drawing Title: Location Plan and Site Plans	
Date: 03/04/24 Scale 1 : 1250 & 1 : 500 @ A3	
Drwg. No. 2098/24/01	Drawn I S Ford