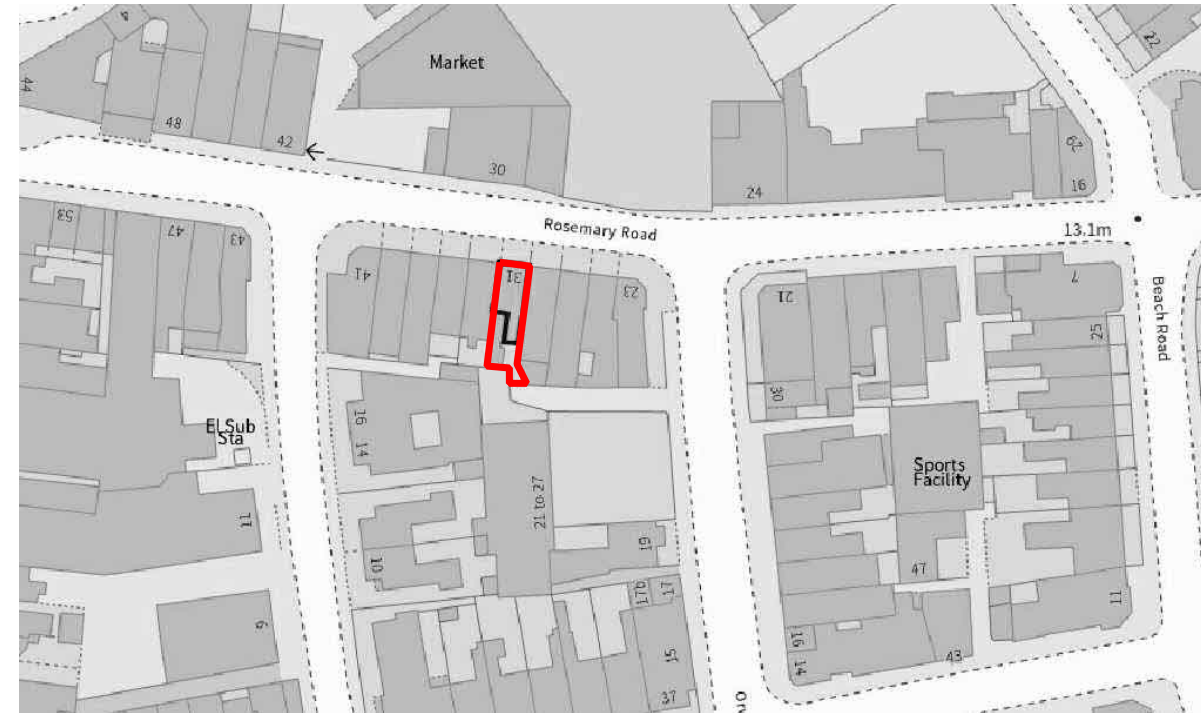
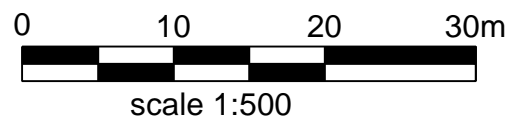
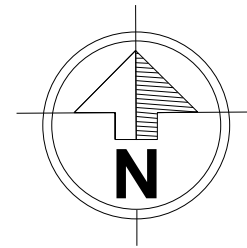
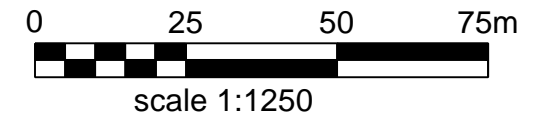


BLOCK PLAN
Scale:1/500



SITE LOCATION PLAN
Scale:1/1250



- Notes
- 1- This drawing is prepared solely for design and planning submission purposes. It is not intended or suitable for either Building Regulations or Construction purposes and should not be used for such.
 - 2- All Dimensions are in millimeters.
 - 3- Dimensions are not to be scaled directly from drawings other than for Planning Purposes.
 - 4- All dimensions are to be checked on site and the Architect is to be informed of any discrepancies before construction commences.
 - 5- All references to drawings refer to current revision of that drawing.
 - 6- The Copyright of this drawing belongs to Archpl Ltd.

Rev.	Date	Revisions
PLANNING		
 ARCH ARCHITECTURAL DESIGN STUDIO 400 West Green Road, West Green, London, N15 3PX Tel: [REDACTED] Web: www.archpl.co.uk		
Client Mr. Guvenc Cocelli		
Project 31 Rosemary Road, Clacton-on-Sea CO15 1PA		
Scale 1/500,1250 @ A3	Date 03/2024	
Drawn By RG	Checked By	
Project No. 24015	Drawing No. L100	Revision -
Drawing title Location and Block Plans		