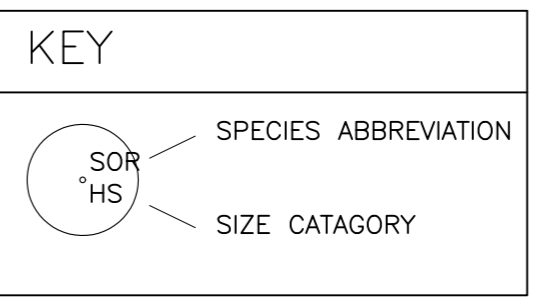
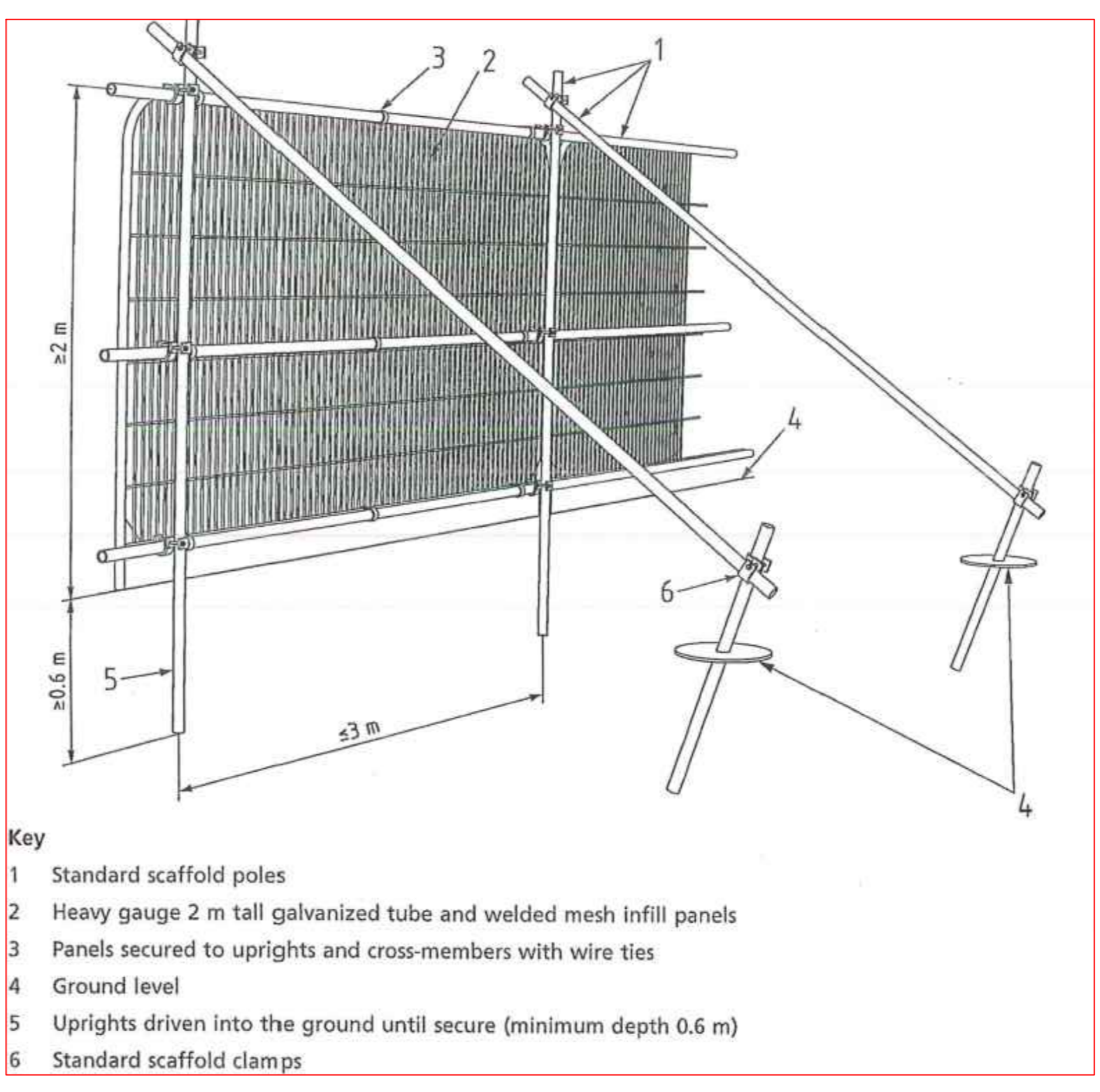
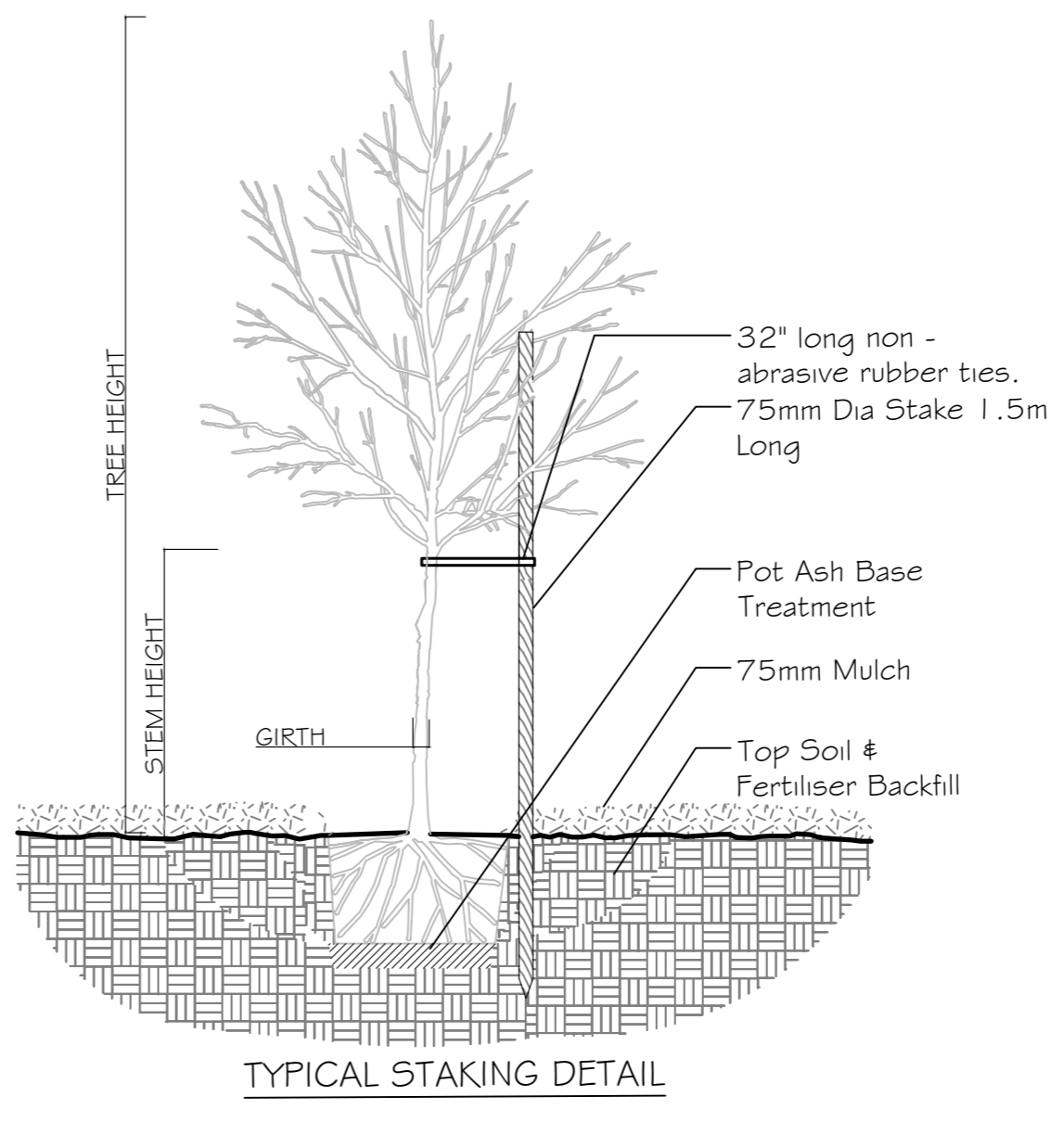
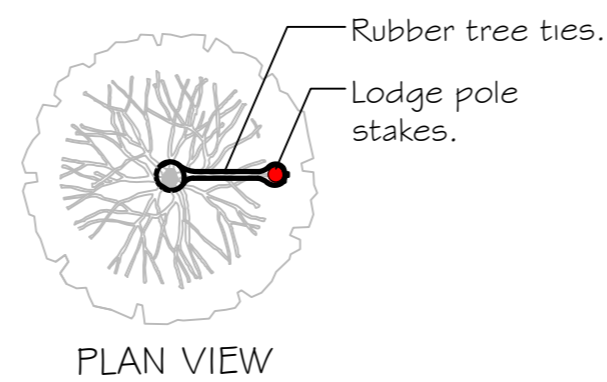


TREE SIZE CATEGORY				
ABV	TYPE	TREE HEIGHT(cm)	GIRTH(cm)	STEM HEIGHT(cm)
T	TRANSPLANT	30-120	N/A	N/A
W	WHIP	1.20-250	N/A	N/A
FT	FEATHERED TREE	1.80-240/240-300	N/A	N/A
LST	LIGHT STANDARD TREE	250-275	6-8	150-180
ST	STANDARD TREE	275-300	8-10	180-210
SS	SELECTED STANDARD	300-360	10-12	180-210
HS	HEAVY STANDARD	360-425	12-14	180-210
EHS	EXTRA HEAVY STANDARD	425-500	14-16	180-210



TREE SPECIES		
ABBREVIATION	TREE SPECIES	NO. OF TREES
BET	BETULA PENDULA	4

PLANTING SCHEDULE						
SPECIES NAME	ABBREVIATION	MAX HEIGHT & SPREAD	POT SIZE (litre)	PLANTING RATE (per m ²)	AREA (m ²)	TOTAL No. OF PLANTS
CRATAEGUS MONOGYNA	HAW	8m x 8m	5	3-4	16.8	51-67



- Key**
- 1 Standard scaffold poles
 - 2 Heavy gauge 2 m tall galvanized tube and welded mesh infill panels
 - 3 Panels secured to uprights and cross-members with wire ties
 - 4 Ground level
 - 5 Uprights driven into the ground until secure (minimum depth 0.6 m)
 - 6 Standard scaffold clamps

NOTES

1. ALL DIMENSION ARE IN MILLIMETERS.
2. DO NOT SCALE FROM THIS DRAWING.
3. THIS DRAWING IS TO BE READ IN CONJUNCTION WITH ALL OTHER RELATED DRAWINGS & DOCUMENTS. THE USER SHOULD CONSULT THE DRAWING ISSUE REGISTER FOR DETAILS.
4. THE CONTRACTOR IS TO CHECK AND VERIFY ALL DIMENSIONS ON SITE PRIOR TO COMMENCEMENT OF CONSTRUCTION WORKS.
5. THE ENGINEER/ARCHITECT SHOULD BE CONTACTED IMMEDIATELY IF THE ASSUMPTIONS USED IN THE DESIGN DIFFER TO THAT FOUND ON SITE.

EXTERNAL WORKS SPECIFICATION

- KEY**
- DENOTES PROPOSED PLANTING
 - EXISTING TREES
 - PROPOSED TREES
 - AREA TO BE TURFED
 - DENOTES TREE PROTECTION FENCING -

ALL EXTERNAL WORKS TO BE CONFIRMED & APPROVED BY L.A.

ADDITIONAL NOTES.

1. Plant abbreviation with number in circle denotes planting quantities per individual beds.

Planting to be carried out during suitable conditions within normal planting season November - March; seeding during suitable conditions in spring or plants autumn; sowing at other times but using only container grown and dependent on extra watering for all plant establishment.

Container-grown trees/specimen shrubs: Pits 450x450x450mm backfilled with 3 parts topsoil (imported if necessary) mixed with 1 part peat-free planting compost & 4no. 15gm. controlled-release, 2-year effective 15+9+3 fertiliser tablets; soak rootball before and water after planting; mulch pit area to a depth of 75mm using composted bark with size range 90% within 50-100mm, after planting and watering.

Ornamental shrub and ground cover planting: min 450mm depth topsoil; pits 300x300x300mm unless specified larger; backfilled with parts topsoil (imported if necessary) mixed with 1 part peat-free planting compost & 2no. 15gm controlled-release, 2-year effective 15+9+3 fertiliser tablets; mulch planting beds to a depth of 75mm using composted bark with size range 90% within 50-100mm, after planting and watering.

Topsoil: Min depth 150mm for grassed areas & 450mm for planting areas; preparation including grading to marry in levels including finishing 25mm above adjacent hard surfaces, kerbs, inspection covers etc. and min 150mm below damp proof course level; cultivation, and stone-picking to 50mm dimension

Grassed areas: Turf with low-maintenance drought-tolerant high-stabilisation amenity mix turf, water well

Maintenance:
YEAR 1: include watering during establishment; grass cutting; hand weeding and litter picking as necessary; replacement planting and top-up of mulch;
YEAR 2: Grass cutting; weeding and litter picking as necessary; prune planting only as necessary to avoid obstruction and overhang to paths, parking, lights, signs, CCTV etc.; replacement planting as necessary; top-up of mulch
YEARS 3 - 5: Grass cutting; weeding and litter picking as necessary; pruning and replacement planting as Year 2

Rev.	Amendments	Date	By
------	------------	------	----

Keystone Design Associates Ltd.
 Registered Office
 261 Church Street
 Blackpool
 FY1 3PB
 Tel: No. 01253649040
 Fax: No. 01253752901
 Email: info@keystonedesign.co.uk

PROJECT ADDRESS
 133 HORNBY ROAD
 BLACKPOOL, LANCASHIRE

PROJECT TITLE
 CONVERSION

DRAWING TITLE
 PROPOSED SOFT LANDSCAPING

Client: ROCCO PROPERTIES LTD Scales @A1
 1:100 @ A1

Drawn By: LM Checked By: DWH Date: 11/03/24

DRAWING No. A023/018/BR/14 Revision

This drawing & contents are the property of Keystone Design Assoc Ltd unauthorized reproduction of the whole or any part there of infringes copyright and may lead to prosecution of civil proceedings
 H:\documents\Drawings\2024\2023\Hornby Road 133