
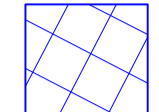
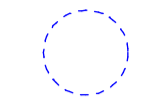





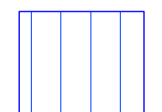
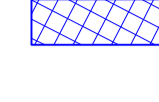

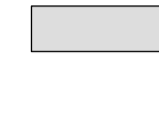

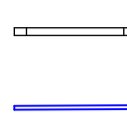

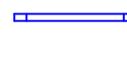
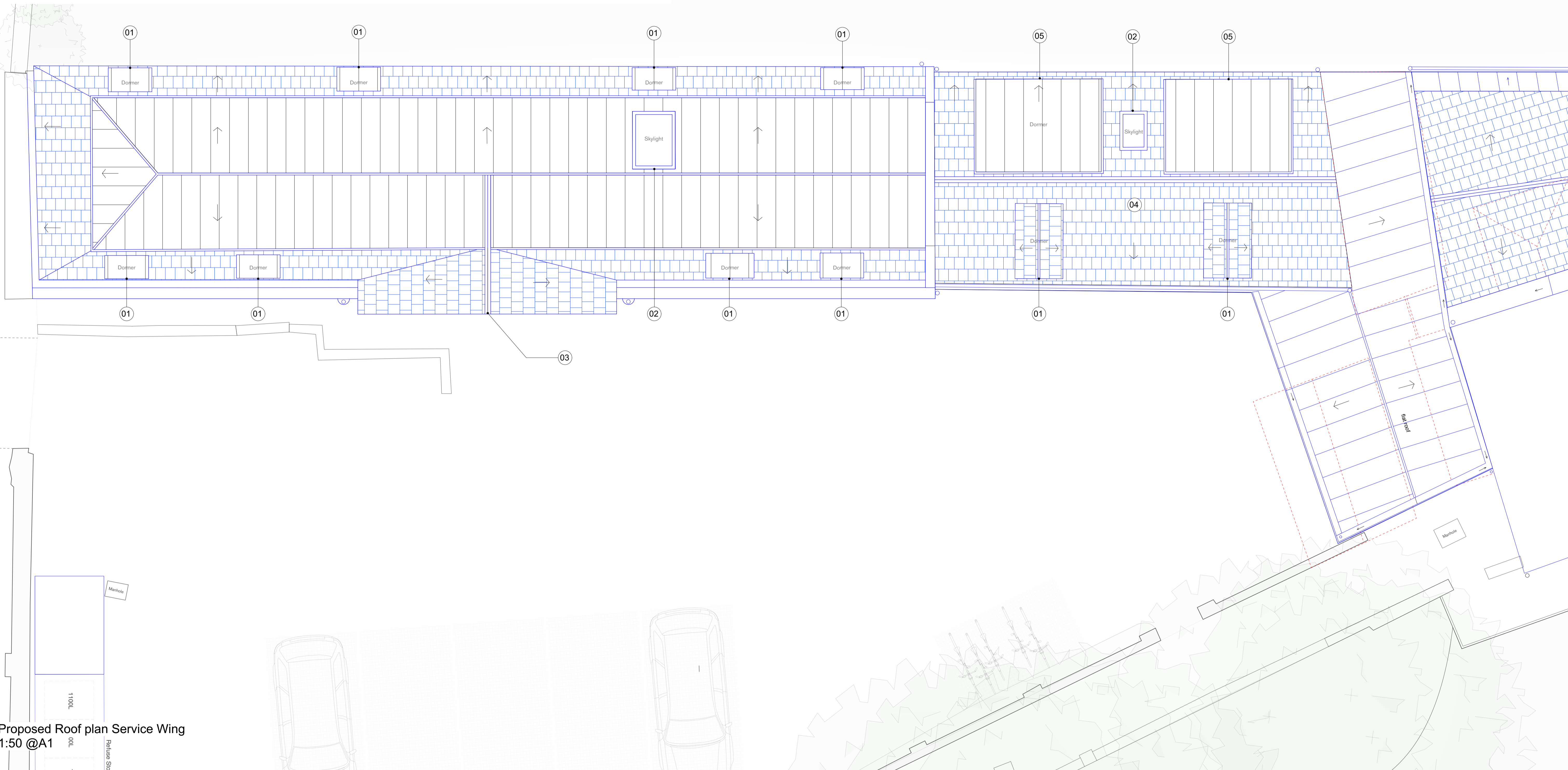


**KEY:**

-  Area of ground excavation
-  Area of new floor structure
-  New screw piles
-  Area of existing cementitious screed to be removed and replaced with new insulated floor finish
-  Area of non original floor tiles to be removed and replaced with new stone floor
-  Area of careful removal of existing timber floor boards to allow new breathable insulation added between existing floor joists. Existing floor boards to be reinstated to original configuration
-  Existing element removed
-  Existing wall plaster removed
-  Area of timber floor boards to be carefully removed and stored for reuse
-  New partition/wall
-  New element
-  Existing wall/building fabric
-  Existing door
-  Existing window
-  New door
-  New window



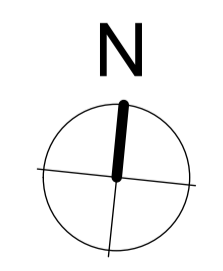
**Proposed Roof plan Service Wing**  
1:50 @A1

**NOTES:**

- A. All historic fabric and features to be retained and reinstated except where otherwise noted
- B. All existing non-original windows to be replaced to be more in keeping with the character and the period of the property. New windows to more thermal efficient
- C. Existing services to be stripped out and re-serviced discretely and sympathetically throughout
- D. All modern style radiators to be removed and replaced with UFH within the new floor build-up
- E. Existing floor finish level to Stable and Carriage house to be lowered to match Servant's cottage and Main house FFL. New level to provide accessibility throughout the service wing at Ground floor level.
- F. Existing floor finish level to Servant's Cottage to be retained as existing

**KEY:**

- 01 New batten roll lead dormers. New dormers to be fitted with double glazed timber sash windows and finished with slate cladding to cheeks of dormers
- 02 New openable dark grey conservation rooflights to provide natural light and ventilation
- 03 New grey Welsh slate mansard roof with batten roll lead covering set behind reinstated historical pediment and concealed parapet gutter. New ridge height increased by 500mm from existing
- 04 Ruined Servant's Cottage to be re-roofed with a new insulated grey Welsh slate roof, to allow creating new student bedroom accommodation within a new Mezzanine level. Roof ridge height reinstated to match height of proposed stable block and roof span increased to cover the new glazed link corridor connecting the main house and the service wing. The new roof will remain subservient to the Carriage house by having setback eaves
- 05 New batten roll lead roof dormers. New dormers to be fitted with double glazed timber windows and finished with slate cladding to cheeks of dormers



Planning Application 28/03/24 -  
issue: date: revision:

Project  
**Grandpont House**  
Drawing  
**Alteration Roof Plan - Service wing**  
Drawing No.  
**GH(10)A06**  
Job No. GH Date 02.24 Scale 1:50@A1 - 1:100@A3  
1st Floor, 59 Charlotte Street  
London W1T 4PE, UK  
T +44 (0)20 3754 7431  
M +44 (0)77 9669 4196  
E info@studiostassano.com  
www.studiostassano.com

