

**PROPOSED MATERIALITY**



**WEST FACING ELEVATION  
with Plot 4 (left) & Plot 2 (right)**




Pantile Roof Tiles.




Natural Slate Roof Tiles.



Stone Barn Walls



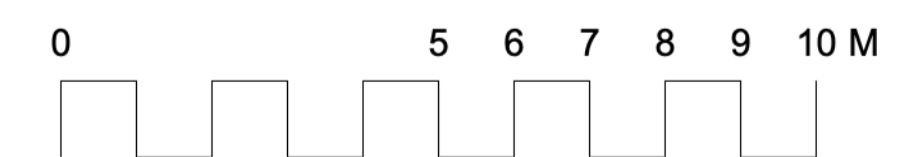
Stonework Walls



Red Brick Walls



Blue Brick - Feature Arches



Unit 25, BASEPOINT  
EVESHAM  
WORCESTERSHIRE  
WR11 1GP  
t : 020 7328 2576  
Email: info@hubarchitects.co.uk

All dimensions are to be checked on site before commencement of works.  
All sizes and dimensions to any structural elements are indicative only. See structural engineer's drawings for actual sizes/dimensions.  
Sizes of and dimensions to any service elements are indicative only. See service engineer's drawings for actual sizes/dimensions.  
This drawing to be read in conjunction with all relevant Architect's drawings, specifications and other consultants' information.

Rev.	Date.	Description.
A	2401-04	General drawing update to garage roof, shown as linked.
B	2401-10	General drawing update to garage roof.
C	2401-23	General drawing update following client comments.
D	2403-26	General drawing update.

Initial.  
JC  
JC  
JC  
JC

**PLANNING**

Project:	Land East of Blackwell Close, Earls Barton.	Drawing:	PROPOSED MATERIALITY
Scale:	1:100 @A1	DWG:	1365 - PL - 156
Date:	Dec ' 23	Revision:	<b>D</b>