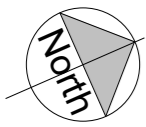
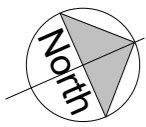



Notes:
 All dimensions and levels to be checked on site by contractor prior to preparation of shop drawings and commencement of work on site.
 This drawing and the copyrights and patents therein are the property of THE QUBE and may not be used or reproduced without prior consent.
 This drawing is to be read in conjunction with all relevant consultant's and/or specialist's drawings and documents. Any discrepancies or variations are to be notified to THE QUBE before the affected work commences.

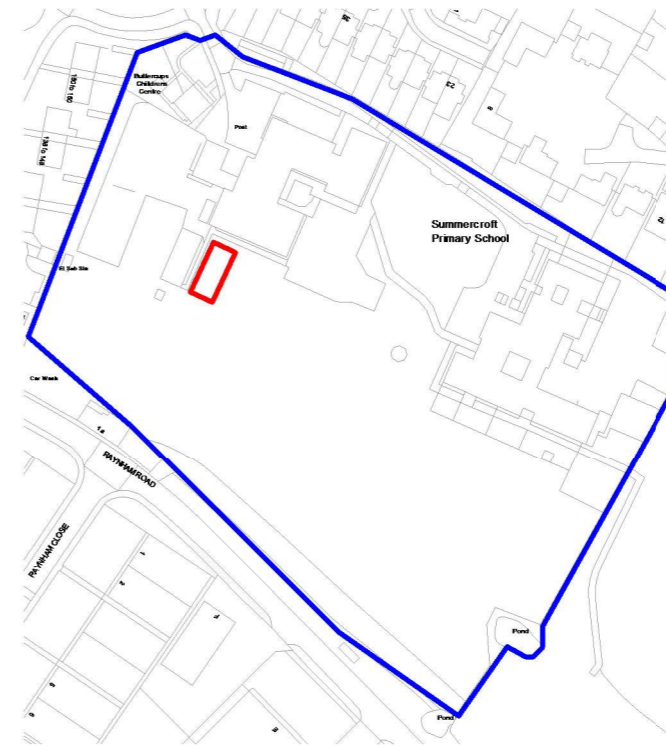
Rev.	Notes	Date	Initial



Site Plan Existing
1 : 100

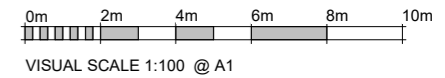


Site Plan Proposed
1 : 100



KEY

- Proposed Site Boundary
- Site Area Under Ownership of Applicant



DRAWING STATUS			
PLANNING			
PROJECT			
Construction of a New Single Storey Classroom Block			
CLIENT			
Summencroft Primary School Plaw Hatch Close, Bishop's Stortford, CM23 5BJ			
DRAWING TITLE			
Location Plan, Existing & Proposed Site Plans			
SCALE	DATE	DRAWN BY	CHECKED BY
As indicated	28.03.24	DS	MG
DRAWING NUMBER		REVISION NO.	
Q2040-QUBE-00-XX-DR-W-0001			

