

create
CONSULTING
ENGINEERS LTD

PARK FARM, WORMEGAY
Transport Statement

PARK FARM, WORMEGAY

Transport Statement

Client: Tharros Ltd

Engineer: Create Consulting Engineers Limited
15 Princes Street
Norwich
Norfolk
NR3 1AF

Tel: 01603 877010
Email: enquiries@createce.co.uk
Web: www.createce.co.uk

Report By: Mark Allen, BSc (Hons), MRTPI, MCIHT

Checked By: Aidan Fisher, BSc (Hons), MTPS, MCIHT

Reference: MA/VL/P23-2985/01

Date: February 2024

PARK FARM, WORMEGAY
Transport Statement

PARK FARM, WORMEGAY

Transport Statement

Contents

- 1.0 Introduction
- 2.0 The Existing Scenario
- 3.0 Transport Planning Policy
- 4.0 The Proposed Development
- 5.0 Conclusions

Appendices

- A. Traffic Data

Plans

- Location Plan
- Site Plan

Registration Of Amendments

Revision and Date	Amendment Details	Revision Prepared By	Revision Approved By

1.0 INTRODUCTION

- 1.1 Create Consulting Engineers Ltd have been commissioned by our Client (Tharros Ltd) to produce a Transport Statement report in support of a planning application for development at Park Farm, Wormegay, Norfolk.
- 1.2 The Site is situated to the East of the village of Wormegay and takes vehicular access via two points on the highway network along Castle Road/New Road.
- 1.3 The planning application supported by this report would be for the change of use of a range of farm buildings at Park Farm to industrial and storage uses. Most of the buildings are already in commercial use and so, the application will largely be retrospective.
- 1.4 The planning application covers the buildings shaded in yellow presented in Figure 1.1 (below):



Figure 1.1: Site Location (source: Google Maps)

- 1.5 The adjacent residential properties (also access via Castle Road/New Road) are all owned by Park Farm and are let out.
- 1.6 The main objective of this Transport Statement (TS) report is to assess the transport issues associated with the scheme. This report considers matters of direct access to/from the Site, the likely travel demands of the future staff and visitors.

Report Disclaimer

- 1.7 Create Consulting Engineers Ltd disclaims any responsibility to the Client and others in respect of any matters outside the scope of this report.
- 1.8 The copyright of this report is vested in Create Consulting Engineers Ltd and our Client, (Tharros Ltd), or his appointed representatives, may copy the report for purposes in connection with the development described herein. The report shall not be copied by any other party or used for any other purposes without the written consent of Create Consulting Engineers Ltd or Tharros Ltd.
- 1.9 Create Consulting Engineers Ltd accepts no responsibility whatsoever to other parties to whom this report, or any part thereof, is made known. Any such other parties rely upon the report at their own risk.

2.0 THE EXISTING SCENARIO

- 2.1 The Site is situated to the East of the village of Wormegay and takes vehicular access via two points on the highway network along Castle Road/New Road as circled in green in Figure 2.1 presented below:



Figure 2.1: Existing Access Points

- 2.2 Each access is a simple priority arrangement with suitable levels of geometry and visibility to serve operations on the Site. The northernmost access connects with a long, straight section of New Road and is a regular bellmouth arrangement with bound, hot-rolled asphalt surface and defined by kerbing. The southernmost access is positioned on a bend at the transition point when Castle Road becomes New Road. Immediately to the West, Castle Road is subject to a 7.5 tonne weight restriction (except for loading) presumably to limit Heavy Good Vehicle movements through the village of Wormegay further to the West.
- 2.3 It is noted that Castle Road to the West of the Site within the village centre of Wormegay is subject to a road closure (06 November 2023 – 16 April 2024) due to work being carried out by Anglian Water. Park Farm, however, has remained fully operational during the road closure and an alternative route to/from the Site is available via Blackborough End to the North from which the A47, A10 etc. can then be accessed. While the ongoing works within the village of Wormegay will have had some impact on how the Site is accessed, day-to-day operations at Park Farm remain largely unaffected.



Photo 2.1: Southern Access Road (looking North)

- 2.4 As part of this study, Automatic Traffic Counter (ATC) surveys were undertaken at the Site's access points to record traffic movements on the stems leading to/from the Site over a period of seven days commencing 23 November 2023. It should be noted that the ATC survey for the southernmost access was deliberately positioned to the East of the existing residential dwellings with the intention of only recording vehicle movements associated with commercial operations on the Site. The ATCs were installed at the following grid coordinates which when copied/pasted into Google maps will identify the equipment locations.



Photo 2.2: Northern Access Road (looking East)

- ATC 1 Northern Access (New Road) grid ref: 52.68608, 0.46967
- ATC 2 Southern Access (Castle Road) grid ref: 52.68401, 0.47263

2.5 The full results of the ATC survey are presented at Appendix A, with the average 5-day (weekday) results summarised in Tables 2.1 & 2.2, as follows:

Direction	Daily (vpd)	AM 0800-0900 (vph)	PM 0800-0900 (vph)
E'bound	39	7	5
W'bound	33	3	7

Table 2.1: Traffic Survey Results (ATC 1)

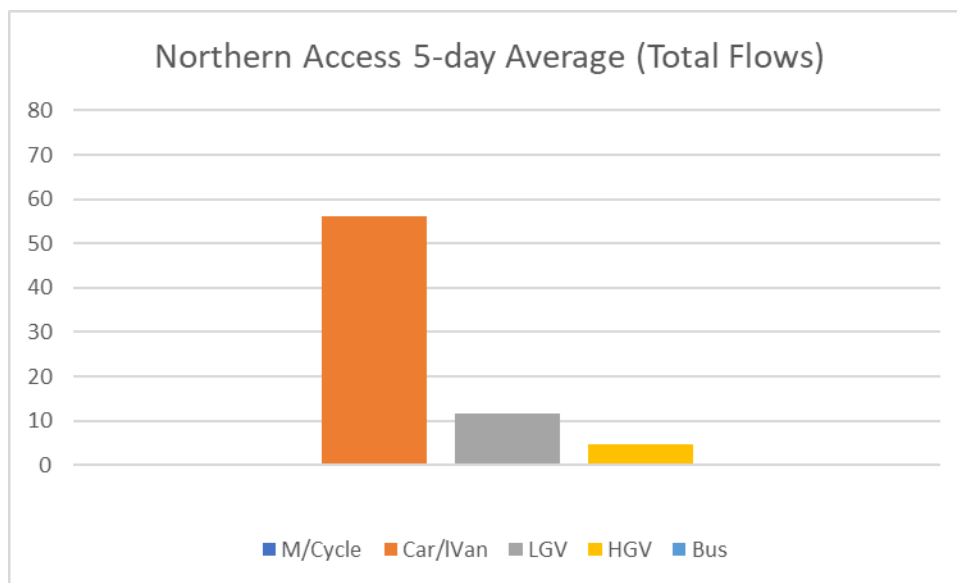


Figure 2.2: Vehicle Class Summary

Direction	Daily (vpd)	AM 0800-0900 (vph)	PM 0800-0900 (vph)
E'bound	44	5	8
W'bound	45	4	8

Table 2.2: Traffic Survey Results (ATC 2)

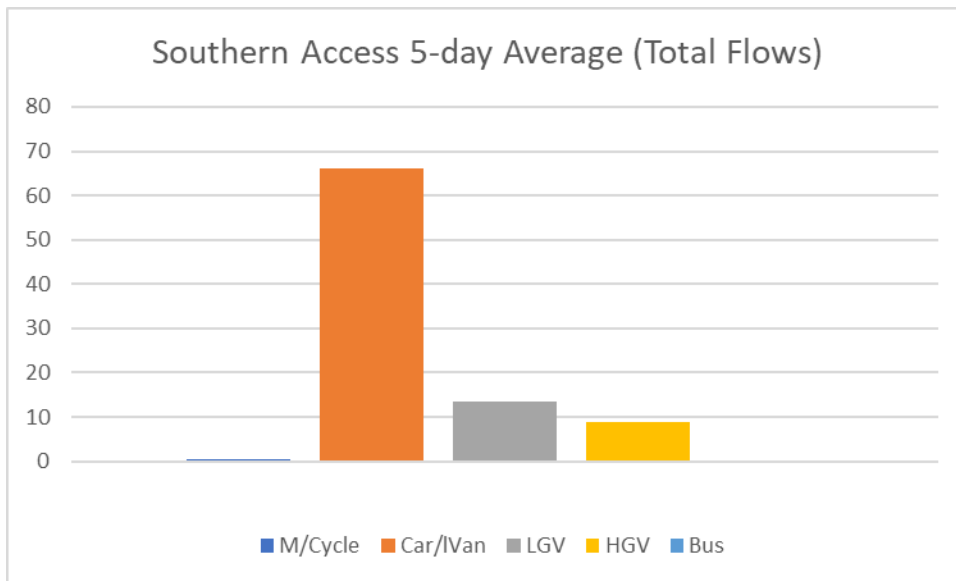


Figure 2.3: Vehicle Class Summary

Local Public Rights of Way

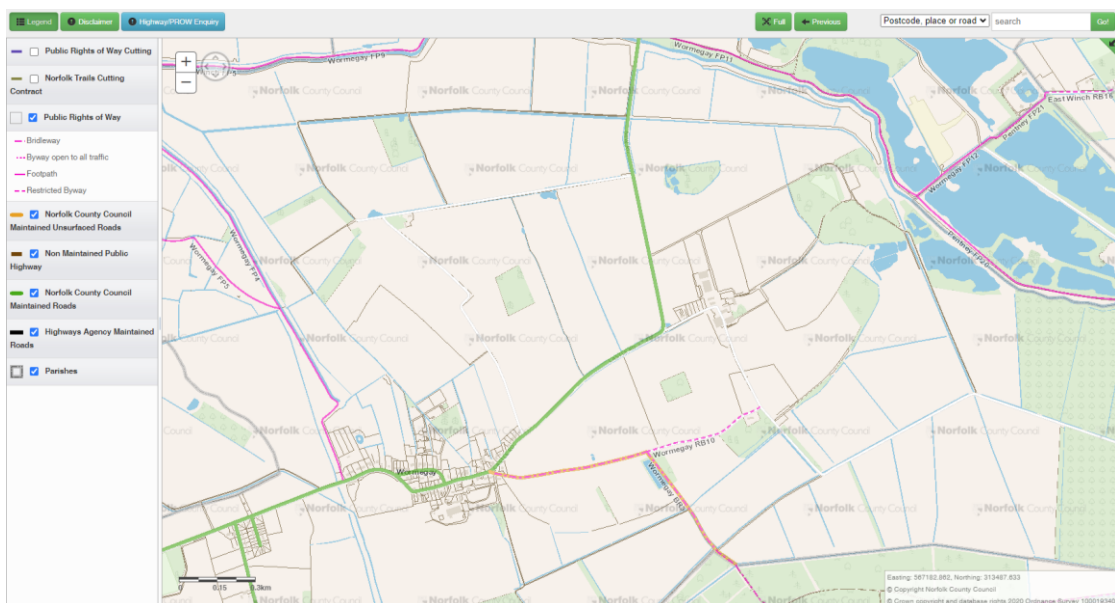


Figure 2.4: Public Rights of Way (source: NCC Highways Definitive Map)

Road Safety

2.6 The Crash Map database includes information collected by the police relating to road traffic incidents where there has been a “Personal Injury Accident”. This data is approved by the National Statistics Authority and reported on by the Department for Transport. The current Crash Map database includes incidents from 1999 and data outputs extracted from Crash Map for the most recent 5-year period available on the database are shown on the schematic diagram in Figure 2.5 below:

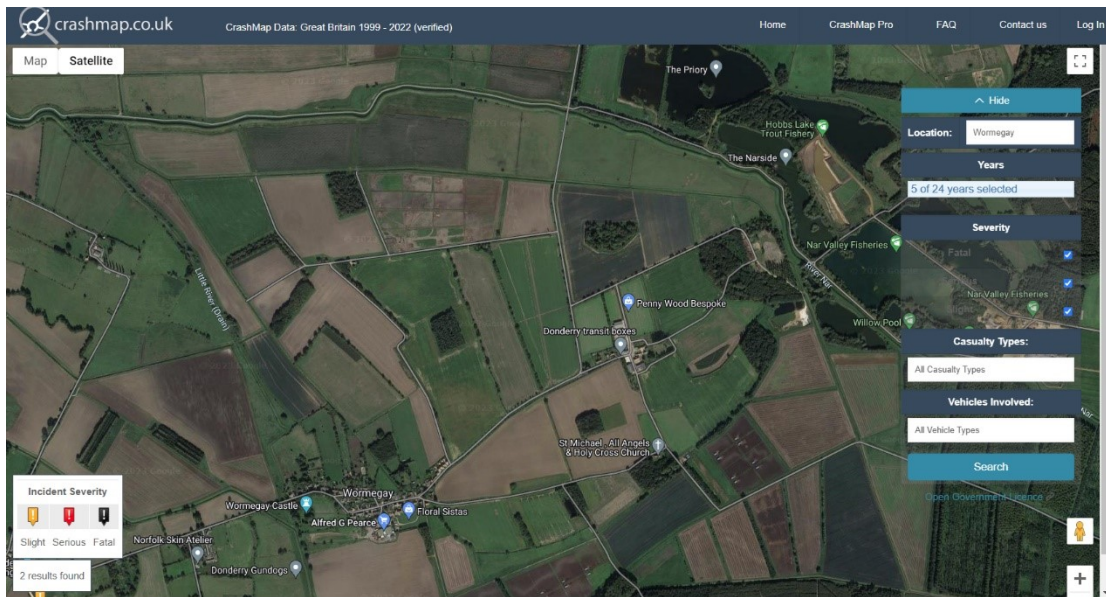


Figure 2.5: Crash Map Accident Data

- 2.7 Within the five-year review period, no incidents are recorded at the Site's access points or within 500m of Park Farm. There will, of course, be accidents and incidents further afield, however, the review of accident data suggests that existing operations at Park Farm have not resulted in any ongoing road safety issues in the immediate vicinity of the Site.



Photo 2.3: Northern Access Road (looking South)

3.0 TRANSPORT PLANNING POLICY

National Guidance

- 3.1 National planning policy reflects and responds to growing concern over environmental issues and a greater public awareness of the problems associated with unrestrained car use. Current policies place a greater emphasis on increasing accessibility by more sustainable modes, such as walking, cycling and public transport.

National Planning Policy Framework (NPPF) 2023

- 3.2 The updated NPPF 2023 sets out the Government's planning policies for England and how these should be applied. It provides a framework within which locally prepared plans for housing and other development can be produced.

- 3.3 Paragraph 108 identifies that transport issues should be considered from the earliest stages of plan-making and development proposals, so that:

- a) Potential impacts of development on transport networks can be addressed;
- b) opportunities from existing or proposed transport infrastructure, and changing transport technology and usage, are realised – for example in relation to the scale, location or density of development that can be accommodated;
- c) opportunities to promote walking, cycling & public transport are identified/pursued;
- d) the environmental impacts of traffic and transport infrastructure can be identified, assessed and taken into account – including appropriate opportunities for avoiding and mitigating any adverse effects, and for net environmental gains;
... and
- e) patterns of movement, streets, parking and other transport considerations are integral to the design of schemes and contribute to making high quality places.

- 3.4 Paragraph 112 states that maximum parking standards for residential and non-residential development should only be set where there is a clear and compelling justification that they are necessary for managing the local road network.

- 3.5 Paragraph 115 requires that Development should only be prevented or refused on highways grounds if there would be an unacceptable impact on highway safety, or the residual cumulative impacts on the road network would be severe.

- 3.6 Within this context, paragraph 116 states that, applications for development should:

- a) give priority first to pedestrian and cycle movements, both within the scheme and with neighbouring areas; and second – so far as possible – to facilitating access to high quality public transport, with layouts that maximise the catchment area for bus or

-
- other public transport services, and appropriate facilities that encourage public transport use;
- b) address the needs of people with disabilities and reduced mobility in relation to all modes of transport;
 - c) create places that are safe, secure and attractive – which minimise the scope for conflicts between pedestrians, cyclists and vehicles, avoid unnecessary street clutter, and respond to local character and design standards;
 - d) allow for efficient delivery of goods, and access by service and emergency vehicles; ... and;
 - e) be designed to enable charging of plug-in and other ultra-low emission vehicles in safe, accessible and convenient locations.
- 3.7 Paragraph 117 of the NPPF 2023 requires that all developments that will generate significant amounts of movement should be required to provide a Travel Plan, and the application should be supported by a Transport Statement or Transport Assessment so that the likely impacts of the proposal can be assessed.

Other Relevant Guidance

- 3.8 Planning Practice Guidance supports the overarching NPPF and provides information on structuring a Transport Assessment/Statement in support of a proposed development, stating that a robust assessment will establish evidence that may be useful in:
- Improving the sustainability of transport provision;
 - Enhancing accessibility;
 - Creating choice amongst different modes of transport;
 - Improving health and well-being;
 - Supporting economic vitality;
 - Improving public understanding of the transport implications of development;
 - Enabling other highway and transport authorities/service providers to support and deliver the transport infrastructure that conforms to the Local Plan;
 - Supporting local shops and the high street.
- 3.9 And that the key issues, which should be considered in developing a transport evidence base, include the need to:
- Assess the existing situation and the likely generation of trips over time by all relevant modes and the impact on the locality in economic, social and environmental terms;
 - Assess the opportunities to support a pattern of development that, where reasonable to do so, facilitates the use of sustainable modes of transport;
 - Highlight and promote opportunities to reduce the overall need for travel where appropriate;

- Identify opportunities to prioritise the use of alternative modes in both existing and new development locations, if appropriate;
- Consider the cumulative impacts of existing and proposed development on transport networks;
- Assess the quality and capacity of transport infrastructure and its ability to meet forecast demands;
- Identify short, medium and long-term transport proposals across all modes.

Local Policies

Norfolk County Council Local Transport Plan (LTP)

3.10 This Local Transport Plan defines Norfolk County Council's transport strategy for the period 2011 to 2026. The LTP overall vision for the Norfolk area is:

“A transport system that allows residents and visitors a range of low carbon options to meet their transport needs and attracts, and retains business investment in the County”.

3.11 The strategic approach contained within the LTP is to reduce the need to travel and encourage and support people and businesses to get to destinations in a more sustainable manner while reducing congestion, protecting the environment and enhancing road safety.

3.12 The main strategies that come through within the LTP are:

- Making the best use of what we have to facilitate reliable journeys;
- Reducing the need to travel;
- Influencing others, ensuring transport is integrated into development plans;
- Working with communities and our partners to seek new solutions and new ways of delivering objectives;
- Lobbying for and pursuing improvements to the strategic transport network.

Section Summary

3.13 Considering the proposed development and having reviewed the aforementioned transport-related policies, it can be said that on transport and highways-related issues, the scheme reported on in this report adheres to the national and local planning requirements given by the appropriate authorities.

4.0 THE PROPOSED DEVELOPMENT

- 4.1 The planning application supported by this report would be for the change of use of a range of farm buildings at Park Farm to industrial and storage uses. Most of the buildings are already in commercial use and so, the application will largely be retrospective.
- 4.2 The Client has provided the following background information about operations at Park Farm and traffic, which may be of assistance in understanding the scheme. It is also understood that all commercial and farm traffic uses the northernmost access onto New Road with only private cars using the southernmost access.
- 4.3 Tharros Ltd is a farming business comprising 1,290Ha of owned land to the North, East and South of Wormegay village and Park Farm is the main operating centre for Tharros Ltd with buildings on the Site including:
- 2 no 1,300T grain storage/drying silos;
 - 1 no 2,000T drying grain store;
 - 1 no large store for dry grain and input/machinery storage;
 - Farm workshop;
 - Chemical store and covered sprayer filling area.
- 4.4 All of the above are located at the northern end of the yard.
- 4.5 The primary business is arable farming, cropping annually circa 340Ha wheat, 140Ha barley, 55Ha grass seed, 65Ha oilseed rape. Up to a further 300Ha of land is let annually to a number of other specialist growers producing potatoes, red beet, leeks, carrots and maize and the remainder of the area comprises of grassland let to local graziers, woodland, poplar plantations and land in environmental stewardship schemes.
- 4.6 All of the produce from Tharros Ltd is harvested and transported to Park Farm by tractor and trailer between July and September, for storage, and later moved off farm by lorry. In addition all of the leeks and maize and some of the red beet are transferred to lorries at Park Farm yard for movement to the individual growers facilities elsewhere. The potatoes, carrots and remainder of the red beet are moved off farm by tractor and trailer directly from the fields surrounding the Site.
- 4.7 The quantities which move through Park Farm yard are summarised as follows:
- Cereals, oilseed rape and grass seed – 4,600T grains/annum resulting in 160 lorries over 12 month period;
 - Leeks, maize and red beet - 8,000 – 10,000T fresh produce/annum resulting in 275-350 lorries from October to April;

- A further 30 HGV movements a year into the farm yard are likely for delivery of inputs such as fertiliser and seed used in the production of the crops.

4.8 All of the lorries make use of the northern entrance off New Road to access the farmyard for deliveries and collections.

5.0 CONCLUSIONS

- 5.1 Create Consulting Engineers Ltd have been commissioned by our Client (Tharros Ltd) to produce a Transport Statement report in support of a planning application for development at Park Farm, Wormegay, Norfolk.
- 5.2 The Site is situated to the East of the village of Wormegay and takes vehicular access via two points on the highway network along Castle Road/New Road.
- 5.3 The planning application supported by this report would be for the change of use of a range of farm buildings at Park Farm to industrial and storage uses. Most of the buildings are already in commercial use and so, the application will largely be retrospective.
- 5.4 This report sets an account of commercial and agricultural activities and associated traffic movements associated with Park Farm.
- 5.5 Following a review of local road safety data, it can be concluded there are no inherent safety issues on the existing local highway network in the vicinity of the Site that should prevent the development from proceeding.
- 5.6 In view of the findings of this comprehensive Transport Statement report, it can be concluded that there are no identifiable transport-related grounds in terms of safety or capacity that should prevent the development proposals from being taken forward.

APPENDICES

APPENDIX A



Access Road, Wormegay ATC 1

Site No. 6416

Site Ref. 641601

Vehicle Count Report

Week Begin: 23 November 2023

Channel: Eastbound

	Thu Nov 23	Fri Nov 24	Sat Nov 25	Sun Nov 26	Mon Nov 27	Tue Nov 28	Wed Nov 29	5-Day Ave.	7-Day Ave.
00:00	0	0	0	0	0	0	0	0	0
01:00	0	0	0	0	0	0	0	0	0
02:00	0	0	0	0	0	0	0	0	0
03:00	0	0	0	0	0	0	0	0	0
04:00	0	0	0	0	0	0	0	0	0
05:00	4	2	3	0	3	4	3	3	3
06:00	6	7	5	0	6	8	8	7	6
07:00	4	3	2	0	3	2	2	3	2
08:00	3	1	0	0	1	3	2	2	1
09:00	4	2	2	0	1	3	3	3	2
10:00	2	2	1	2	0	2	2	2	2
11:00	3	4	1	0	6	2	3	4	3
12:00	2	3	1	2	1	1	2	2	2
13:00	6	5	5	3	7	6	3	5	5
14:00	6	4	1	0	1	1	1	3	2
15:00	1	2	0	0	1	6	3	3	2
16:00	0	2	2	2	3	5	3	3	2
17:00	1	0	0	0	1	0	1	1	0
18:00	1	1	0	0	0	0	0	0	0
19:00	0	0	0	0	0	0	0	0	0
20:00	0	0	0	0	0	1	0	0	0
21:00	0	0	0	0	0	0	0	0	0
22:00	0	0	0	0	0	1	0	0	0
23:00	0	0	0	0	0	0	0	0	0
Total									
12H(7-19)	33	29	15	9	25	31	25	29	24
16H(6-22)	39	36	20	9	31	40	33	36	30
18H(6-24)	39	36	20	9	31	41	33	36	30
24H(0-24)	43	38	23	9	34	45	36	39	33
AM Peak	06:00 6	06:00 7	06:00 5	10:00 2	11:00 6	06:00 8	06:00 8	06:00 7	06:00 6
PM Peak	14:00 6	13:00 5	13:00 5	13:00 3	13:00 7	15:00 6	16:00 3	13:00 5	13:00 5

Site No. 6416

Site Ref. 641601

Vehicle Count Report

Week Begin: 23 November 2023

Channel: Westbound

	Thu Nov 23	Fri Nov 24	Sat Nov 25	Sun Nov 26	Mon Nov 27	Tue Nov 28	Wed Nov 29	5-Day Ave.	7-Day Ave.
00:00	0	0	0	0	0	0	0	0	0
01:00	0	0	0	0	0	0	0	0	0
02:00	0	0	0	0	0	0	0	0	0
03:00	0	0	0	0	0	0	0	0	0
04:00	0	0	0	0	0	0	0	0	0
05:00	0	2	2	0	1	2	2	1	1
06:00	6	2	2	0	3	2	2	3	2
07:00	1	1	1	0	0	1	3	1	1
08:00	0	0	0	0	0	1	1	0	0
09:00	2	0	0	0	1	4	1	2	1
10:00	2	5	2	0	0	3	3	3	2
11:00	3	5	0	2	3	3	2	3	3
12:00	1	2	4	0	1	2	4	2	2
13:00	6	7	1	2	5	4	0	4	4
14:00	4	0	2	0	2	2	2	2	2
15:00	3	9	3	0	5	13	5	7	5
16:00	5	3	2	2	3	3	2	3	3
17:00	1	1	1	0	0	1	0	1	1
18:00	1	1	0	0	0	0	1	1	0
19:00	0	0	0	0	0	0	0	0	0
20:00	0	0	0	0	0	1	0	0	0
21:00	0	0	0	0	0	0	0	0	0
22:00	0	0	0	0	0	0	0	0	0
23:00	0	0	0	0	0	0	0	0	0
Total									
12H(7-19)	29	34	16	6	20	37	24	29	24
16H(6-22)	35	36	18	6	23	40	26	32	26
18H(6-24)	35	36	18	6	23	40	26	32	26
24H(0-24)	35	38	20	6	24	42	28	33	28
AM Peak	06:00 6	11:00 5	10:00 2	11:00 2	11:00 3	09:00 4	10:00 3	11:00 3	11:00 3
PM Peak	13:00 6	15:00 9	12:00 4	16:00 2	15:00 5	15:00 13	15:00 5	15:00 7	15:00 5

Site No. 6416

Site Ref. 641601

Vehicle Count Report

Week Begin: 23 November 2023

Channel: Total Flow

	Thu Nov 23	Fri Nov 24	Sat Nov 25	Sun Nov 26	Mon Nov 27	Tue Nov 28	Wed Nov 29	5-Day Ave.	7-Day Ave.
00:00	0	0	0	0	0	0	0	0	0
01:00	0	0	0	0	0	0	0	0	0
02:00	0	0	0	0	0	0	0	0	0
03:00	0	0	0	0	0	0	0	0	0
04:00	0	0	0	0	0	0	0	0	0
05:00	4	4	5	0	4	6	5	5	4
06:00	12	9	7	0	9	10	10	10	8
07:00	5	4	3	0	3	3	5	4	3
08:00	3	1	0	0	1	4	3	2	2
09:00	6	2	2	0	2	7	4	4	3
10:00	4	7	3	2	0	5	5	4	4
11:00	6	9	1	2	9	5	5	7	5
12:00	3	5	5	2	2	3	6	4	4
13:00	12	12	6	5	12	10	3	10	9
14:00	10	4	3	0	3	3	3	5	4
15:00	4	11	3	0	6	19	8	10	7
16:00	5	5	4	4	6	8	5	6	5
17:00	2	1	1	0	1	1	1	1	1
18:00	2	2	0	0	0	0	1	1	1
19:00	0	0	0	0	0	0	0	0	0
20:00	0	0	0	0	0	2	0	0	0
21:00	0	0	0	0	0	0	0	0	0
22:00	0	0	0	0	0	1	0	0	0
23:00	0	0	0	0	0	0	0	0	0
Total									
12H(7-19)	62	63	31	15	45	68	49	57	48
16H(6-22)	74	72	38	15	54	80	59	68	56
18H(6-24)	74	72	38	15	54	81	59	68	56
24H(0-24)	78	76	43	15	58	87	64	73	60
AM Peak	06:00 12	11:00 9	06:00 7	11:00 2	11:00 9	06:00 10	06:00 10	06:00 10	06:00 8
PM Peak	13:00 12	13:00 12	13:00 6	13:00 5	13:00 12	15:00 19	15:00 8	13:00 10	13:00 9



Access Road, Wormegay ATC 1

Site No. 6416

Site Ref. 641601

Classification Report

Week Begin: 23 November 2023

Channel: Eastbound

	Total Volume	Bin 1 M/Cycle	Bin 2 Car/Van	Bin 3 LGV	Bin 4 HGV	Bin 5 Bus
Thu 23 Nov	43	0	27	9	7	0
Fri 24 Nov	38	0	32	4	2	0
Sat 25 Nov	23	0	17	4	2	0
Sun 26 Nov	9	0	6	3	0	0
Mon 27 Nov	34	0	25	6	3	0
Tue 28 Nov	45	0	38	7	0	0
Wed 29 Nov	36	0	30	4	2	0
5 Day Ave.	39	0	30	6	3	0
7 Day Ave.	33	0	25	5	2	0

PCC Traffic Information Consultancy Ltd.

Site No. 6416

Site Ref. 641601

Classification Report

Week Begin: 23 November 2023

Channel: Westbound

	Total Volume	Bin 1 M/Cycle	Bin 2 Car/Van	Bin 3 LGV	Bin 4 HGV	Bin 5 Bus
Thu 23 Nov	35	0	24	9	2	0
Fri 24 Nov	38	0	30	6	2	0
Sat 25 Nov	20	0	18	2	0	0
Sun 26 Nov	6	0	3	3	0	0
Mon 27 Nov	24	0	15	6	3	0
Tue 28 Nov	42	0	37	3	2	0
Wed 29 Nov	28	0	23	4	1	0
5 Day Ave.	33	0	26	6	2	0
7 Day Ave.	28	0	21	5	1	0

PCC Traffic Information Consultancy Ltd.

Site No. 6416

Site Ref. 641601

Classification | Site No.

Week Begin: 23 November 2023

Channel: Total Flow

	Total Volume	Bin 1 M/Cycle	Bin 2 Car/Van	Bin 3 LGV	Bin 4 HGV	Bin 5 Bus
Thu 23 Nov	78	0	51	18	9	0
Fri 24 Nov	76	0	62	10	4	0
Sat 25 Nov	43	0	35	6	2	0
Sun 26 Nov	15	0	9	6	0	0
Mon 27 Nov	58	0	40	12	6	0
Tue 28 Nov	87	0	75	10	2	0
Wed 29 Nov	64	0	53	8	3	0
5 Day Ave.	73	0	56	12	5	0
7 Day Ave.	60	0	46	10	4	0

PCC Traffic Information Consultancy Ltd.

Site No. 6416

Site Ref. 641601

Speed Report (Speed Limit 20 Mph)

Week Begin: 23 November 2023

Channel: Eastbound

	Total Volume	85th Percentile	Mean Average	Standard Deviation	Bin 1 <10Mph	Bin 2 10-<15	Bin 3 15-<20	Bin 4 20-<25	Bin 5 25-<30	Bin 6 30-<35	Bin 7 35-<40	Bin 8 40-<45	Bin 9 45-<50	Bin 10 50-<55	Bin 11 55-<60	Bin 12 60-<65	Bin 13 =>65
Thu 23 Nov	43	13	9	3	27	15	1	0	0	0	0	0	0	0	0	0	0
Fri 24 Nov	38	13	10	3	23	13	2	0	0	0	0	0	0	0	0	0	0
Sat 25 Nov	23	14	11	3	9	11	3	0	0	0	0	0	0	0	0	0	0
Sun 26 Nov	9		10		5	4	0	0	0	0	0	0	0	0	0	0	0
Mon 27 Nov	34	12	9	3	26	6	2	0	0	0	0	0	0	0	0	0	0
Tue 28 Nov	45	14	10	4	25	18	2	0	0	0	0	0	0	0	0	0	0
Wed 29 Nov	36	14	10	3	18	16	2	0	0	0	0	0	0	0	0	0	0
5 Day Ave.	39	13	10	3	24	14	2	0	0	0	0	0	0	0	0	0	0
7 Day Ave.	33	13	10	3	19	12	2	0	0	0	0	0	0	0	0	0	0

PCC Traffic Information Consultancy Ltd.

Site No. 6416

Site Ref. 641601

Speed Report (Speed Limit 20 Mph)

Week Begin: 23 November 2023

Channel: Westbound

	Total Volume	85th Percentile	Mean Average	Standard Deviation	Bin 1 <10Mph	Bin 2 10-<15	Bin 3 15-<20	Bin 4 20-<25	Bin 5 25-<30	Bin 6 30-<35	Bin 7 35-<40	Bin 8 40-<45	Bin 9 45-<50	Bin 10 50-<55	Bin 11 55-<60	Bin 12 60-<65	Bin 13 =>65
Thu 23 Nov	35	13	10	3	20	14	1	0	0	0	0	0	0	0	0	0	0
Fri 24 Nov	38	12	9	3	28	10	0	0	0	0	0	0	0	0	0	0	0
Sat 25 Nov	20	13	10	3	11	9	0	0	0	0	0	0	0	0	0	0	0
Sun 26 Nov	6		10		3	3	0	0	0	0	0	0	0	0	0	0	0
Mon 27 Nov	24	13	9	3	15	9	0	0	0	0	0	0	0	0	0	0	0
Tue 28 Nov	42	11	8	2	34	8	0	0	0	0	0	0	0	0	0	0	0
Wed 29 Nov	28	13	10	3	17	10	1	0	0	0	0	0	0	0	0	0	0
5 Day Ave.	33	12	9	3	23	10	0	0	0	0	0	0	0	0	0	0	0
7 Day Ave.	28	12	9	3	18	9	0	0	0	0	0	0	0	0	0	0	0

PCC Traffic Information Consultancy Ltd.

Site No. 6416

Site Ref. 641601

Speed Report (Speed Limit 20 Mph)

Week Begin: 23 November 2023

Channel: Total Flow

	Total Volume	85th Percentile	Mean Average	Standard Deviation	Bin 1 <10Mph	Bin 2 10-<15	Bin 3 15-<20	Bin 4 20-<25	Bin 5 25-<30	Bin 6 30-<35	Bin 7 35-<40	Bin 8 40-<45	Bin 9 45-<50	Bin 10 50-<55	Bin 11 55-<60	Bin 12 60-<65	Bin 13 =>65
Thu 23 Nov	78	13	10	4	47	29	2	0	0	0	0	0	0	0	0	0	0
Fri 24 Nov	76	13	9	4	51	23	2	0	0	0	0	0	0	0	0	0	0
Sat 25 Nov	43	14	11	3	20	20	3	0	0	0	0	0	0	0	0	0	0
Sun 26 Nov	15	13	10	3	8	7	0	0	0	0	0	0	0	0	0	0	0
Mon 27 Nov	58	13	9	3	41	15	2	0	0	0	0	0	0	0	0	0	0
Tue 28 Nov	87	13	9	3	59	26	2	0	0	0	0	0	0	0	0	0	0
Wed 29 Nov	64	14	10	4	35	26	3	0	0	0	0	0	0	0	0	0	0
5 Day Ave.	73	13	9	4	47	24	2	0	0	0	0	0	0	0	0	0	0
7 Day Ave.	60	13	10	3	37	21	2	0	0	0	0	0	0	0	0	0	0

PCC Traffic Information Consultancy Ltd.



Access Road, Wormegay ATC 1

Site No. 6416

Site Ref. 641601

Classification Report

23 Nov 2023

Channel: Eastbound

	Total Volume	Bin 1 M/Cycle	Bin 2 Car/Van	Bin 3 LGV	Bin 4 HGV	Bin 5 Bus
00:00	0	0	0	0	0	0
01:00	0	0	0	0	0	0
02:00	0	0	0	0	0	0
03:00	0	0	0	0	0	0
04:00	0	0	0	0	0	0
05:00	4	0	2	2	0	0
06:00	6	0	2	3	1	0
07:00	4	0	2	2	0	0
08:00	3	0	3	0	0	0
09:00	4	0	3	0	1	0
10:00	2	0	2	0	0	0
11:00	3	0	3	0	0	0
12:00	2	0	2	0	0	0
13:00	6	0	3	0	3	0
14:00	6	0	3	2	1	0
15:00	1	0	1	0	0	0
16:00	0	0	0	0	0	0
17:00	1	0	1	0	0	0
18:00	1	0	0	0	1	0
19:00	0	0	0	0	0	0
20:00	0	0	0	0	0	0
21:00	0	0	0	0	0	0
22:00	0	0	0	0	0	0
23:00	0	0	0	0	0	0
Total						
12H(7-19)	33	0	23	4	6	0
16H(6-22)	39	0	25	7	7	0
18H(6-24)	39	0	25	7	7	0
24H(0-24)	43	0	27	9	7	0
AM Peak	06:00	11:00	11:00	06:00	09:00	11:00
	6	0	3	3	1	0
PM Peak	14:00	23:00	14:00	14:00	13:00	23:00
	6	0	3	2	3	0

Site No. 6416

Site Ref. 641601

Classification Report

23 Nov 2023

Channel: Westbound

	Total Volume	Bin 1 M/Cycle	Bin 2 Car/IVan	Bin 3 LGV	Bin 4 HGV	Bin 5 Bus
00:00	0	0	0	0	0	0
01:00	0	0	0	0	0	0
02:00	0	0	0	0	0	0
03:00	0	0	0	0	0	0
04:00	0	0	0	0	0	0
05:00	0	0	0	0	0	0
06:00	6	0	5	1	0	0
07:00	1	0	1	0	0	0
08:00	0	0	0	0	0	0
09:00	2	0	2	0	0	0
10:00	2	0	1	1	0	0
11:00	3	0	2	1	0	0
12:00	1	0	1	0	0	0
13:00	6	0	4	2	0	0
14:00	4	0	2	1	1	0
15:00	3	0	1	2	0	0
16:00	5	0	3	1	1	0
17:00	1	0	1	0	0	0
18:00	1	0	1	0	0	0
19:00	0	0	0	0	0	0
20:00	0	0	0	0	0	0
21:00	0	0	0	0	0	0
22:00	0	0	0	0	0	0
23:00	0	0	0	0	0	0
Total						
12H(7-19)	29	0	19	8	2	0
16H(6-22)	35	0	24	9	2	0
18H(6-24)	35	0	24	9	2	0
24H(0-24)	35	0	24	9	2	0
AM Peak	06:00	11:00	06:00	11:00	11:00	11:00
	6	0	5	1	0	0
PM Peak	13:00	23:00	13:00	15:00	16:00	23:00
	6	0	4	2	1	0

Site No. 6416

Site Ref. 641601

Classification Report

23 Nov 2023

Channel: Total Flow

	Total Volume	Bin 1 M/Cycle	Bin 2 Car/IVan	Bin 3 LGV	Bin 4 HGV	Bin 5 Bus
00:00	0	0	0	0	0	0
01:00	0	0	0	0	0	0
02:00	0	0	0	0	0	0
03:00	0	0	0	0	0	0
04:00	0	0	0	0	0	0
05:00	4	0	2	2	0	0
06:00	12	0	7	4	1	0
07:00	5	0	3	2	0	0
08:00	3	0	3	0	0	0
09:00	6	0	5	0	1	0
10:00	4	0	3	1	0	0
11:00	6	0	5	1	0	0
12:00	3	0	3	0	0	0
13:00	12	0	7	2	3	0
14:00	10	0	5	3	2	0
15:00	4	0	2	2	0	0
16:00	5	0	3	1	1	0
17:00	2	0	2	0	0	0
18:00	2	0	1	0	1	0
19:00	0	0	0	0	0	0
20:00	0	0	0	0	0	0
21:00	0	0	0	0	0	0
22:00	0	0	0	0	0	0
23:00	0	0	0	0	0	0
Total						
12H(7-19)	62	0	42	12	8	0
16H(6-22)	74	0	49	16	9	0
18H(6-24)	74	0	49	16	9	0
24H(0-24)	78	0	51	18	9	0
AM Peak	06:00 12	11:00 0	06:00 7	06:00 4	09:00 1	11:00 0
PM Peak	13:00 12	23:00 0	13:00 7	14:00 3	13:00 3	23:00 0



Access Road, Wormegay ATC 1

Site No. 6416

Site Ref. 641601

Classification Report

24 Nov 2023

Channel: Eastbound

	Total Volume	Bin 1 M/Cycle	Bin 2 Car/Ivan	Bin 3 LGV	Bin 4 HGV	Bin 5 Bus
00:00	0	0	0	0	0	0
01:00	0	0	0	0	0	0
02:00	0	0	0	0	0	0
03:00	0	0	0	0	0	0
04:00	0	0	0	0	0	0
05:00	2	0	2	0	0	0
06:00	7	0	3	3	1	0
07:00	3	0	3	0	0	0
08:00	1	0	1	0	0	0
09:00	2	0	2	0	0	0
10:00	2	0	2	0	0	0
11:00	4	0	3	1	0	0
12:00	3	0	3	0	0	0
13:00	5	0	5	0	0	0
14:00	4	0	3	0	1	0
15:00	2	0	2	0	0	0
16:00	2	0	2	0	0	0
17:00	0	0	0	0	0	0
18:00	1	0	1	0	0	0
19:00	0	0	0	0	0	0
20:00	0	0	0	0	0	0
21:00	0	0	0	0	0	0
22:00	0	0	0	0	0	0
23:00	0	0	0	0	0	0
Total						
12H(7-19)	29	0	27	1	1	0
16H(6-22)	36	0	30	4	2	0
18H(6-24)	36	0	30	4	2	0
24H(0-24)	38	0	32	4	2	0
AM Peak	06:00	11:00	11:00	06:00	06:00	11:00
	7	0	3	3	1	0
PM Peak	13:00	23:00	13:00	23:00	14:00	23:00
	5	0	5	0	1	0

Site No. 6416

Site Ref. 641601

Classification Report

24 Nov 2023

Channel: Westbound

	Total Volume	Bin 1 M/Cycle	Bin 2 Car/IVan	Bin 3 LGV	Bin 4 HGV	Bin 5 Bus
00:00	0	0	0	0	0	0
01:00	0	0	0	0	0	0
02:00	0	0	0	0	0	0
03:00	0	0	0	0	0	0
04:00	0	0	0	0	0	0
05:00	2	0	2	0	0	0
06:00	2	0	2	0	0	0
07:00	1	0	1	0	0	0
08:00	0	0	0	0	0	0
09:00	0	0	0	0	0	0
10:00	5	0	5	0	0	0
11:00	5	0	3	2	0	0
12:00	2	0	2	0	0	0
13:00	7	0	6	0	1	0
14:00	0	0	0	0	0	0
15:00	9	0	4	4	1	0
16:00	3	0	3	0	0	0
17:00	1	0	1	0	0	0
18:00	1	0	1	0	0	0
19:00	0	0	0	0	0	0
20:00	0	0	0	0	0	0
21:00	0	0	0	0	0	0
22:00	0	0	0	0	0	0
23:00	0	0	0	0	0	0
Total						
12H(7-19)	34	0	26	6	2	0
16H(6-22)	36	0	28	6	2	0
18H(6-24)	36	0	28	6	2	0
24H(0-24)	38	0	30	6	2	0
AM Peak	11:00	11:00	10:00	11:00	11:00	11:00
	5	0	5	2	0	0
PM Peak	15:00	23:00	13:00	15:00	15:00	23:00
	9	0	6	4	1	0

Site No. 6416

Site Ref. 641601

Classification Report

24 Nov 2023

Channel: Total Flow

	Total Volume	Bin 1 M/Cycle	Bin 2 Car/IVan	Bin 3 LGV	Bin 4 HGV	Bin 5 Bus
00:00	0	0	0	0	0	0
01:00	0	0	0	0	0	0
02:00	0	0	0	0	0	0
03:00	0	0	0	0	0	0
04:00	0	0	0	0	0	0
05:00	4	0	4	0	0	0
06:00	9	0	5	3	1	0
07:00	4	0	4	0	0	0
08:00	1	0	1	0	0	0
09:00	2	0	2	0	0	0
10:00	7	0	7	0	0	0
11:00	9	0	6	3	0	0
12:00	5	0	5	0	0	0
13:00	12	0	11	0	1	0
14:00	4	0	3	0	1	0
15:00	11	0	6	4	1	0
16:00	5	0	5	0	0	0
17:00	1	0	1	0	0	0
18:00	2	0	2	0	0	0
19:00	0	0	0	0	0	0
20:00	0	0	0	0	0	0
21:00	0	0	0	0	0	0
22:00	0	0	0	0	0	0
23:00	0	0	0	0	0	0
Total						
12H(7-19)	63	0	53	7	3	0
16H(6-22)	72	0	58	10	4	0
18H(6-24)	72	0	58	10	4	0
24H(0-24)	76	0	62	10	4	0
AM Peak	11:00	11:00	10:00	11:00	06:00	11:00
	9	0	7	3	1	0
PM Peak	13:00	23:00	13:00	15:00	15:00	23:00
	12	0	11	4	1	0



Access Road, Wormegay ATC 1

Site No. 6416

Site Ref. 641601

Classification Report

25 Nov 2023

Channel: Eastbound

	Total Volume	Bin 1 M/Cycle	Bin 2 Car/Ivan	Bin 3 LGV	Bin 4 HGV	Bin 5 Bus
00:00	0	0	0	0	0	0
01:00	0	0	0	0	0	0
02:00	0	0	0	0	0	0
03:00	0	0	0	0	0	0
04:00	0	0	0	0	0	0
05:00	3	0	2	1	0	0
06:00	5	0	2	3	0	0
07:00	2	0	2	0	0	0
08:00	0	0	0	0	0	0
09:00	2	0	2	0	0	0
10:00	1	0	1	0	0	0
11:00	1	0	1	0	0	0
12:00	1	0	1	0	0	0
13:00	5	0	3	0	2	0
14:00	1	0	1	0	0	0
15:00	0	0	0	0	0	0
16:00	2	0	2	0	0	0
17:00	0	0	0	0	0	0
18:00	0	0	0	0	0	0
19:00	0	0	0	0	0	0
20:00	0	0	0	0	0	0
21:00	0	0	0	0	0	0
22:00	0	0	0	0	0	0
23:00	0	0	0	0	0	0
Total						
12H(7-19)	15	0	13	0	2	0
16H(6-22)	20	0	15	3	2	0
18H(6-24)	20	0	15	3	2	0
24H(0-24)	23	0	17	4	2	0
AM Peak	06:00	11:00	09:00	06:00	11:00	11:00
	5	0	2	3	0	0
PM Peak	13:00	23:00	13:00	23:00	13:00	23:00
	5	0	3	0	2	0

Site No. 6416

Site Ref. 641601

Classification Report

25 Nov 2023

Channel: Westbound

	Total Volume	Bin 1 M/Cycle	Bin 2 Car/Ivan	Bin 3 LGV	Bin 4 HGV	Bin 5 Bus
00:00	0	0	0	0	0	0
01:00	0	0	0	0	0	0
02:00	0	0	0	0	0	0
03:00	0	0	0	0	0	0
04:00	0	0	0	0	0	0
05:00	2	0	2	0	0	0
06:00	2	0	2	0	0	0
07:00	1	0	1	0	0	0
08:00	0	0	0	0	0	0
09:00	0	0	0	0	0	0
10:00	2	0	2	0	0	0
11:00	0	0	0	0	0	0
12:00	4	0	3	1	0	0
13:00	1	0	1	0	0	0
14:00	2	0	2	0	0	0
15:00	3	0	2	1	0	0
16:00	2	0	2	0	0	0
17:00	1	0	1	0	0	0
18:00	0	0	0	0	0	0
19:00	0	0	0	0	0	0
20:00	0	0	0	0	0	0
21:00	0	0	0	0	0	0
22:00	0	0	0	0	0	0
23:00	0	0	0	0	0	0
Total						
12H(7-19)	16	0	14	2	0	0
16H(6-22)	18	0	16	2	0	0
18H(6-24)	18	0	16	2	0	0
24H(0-24)	20	0	18	2	0	0
AM Peak	10:00	11:00	10:00	11:00	11:00	11:00
	2	0	2	0	0	0
PM Peak	12:00	23:00	12:00	15:00	23:00	23:00
	4	0	3	1	0	0

Site No. 6416

Site Ref. 641601

Classification Report

25 Nov 2023

Channel: Total Flow

	Total Volume	Bin 1 M/Cycle	Bin 2 Car/IVan	Bin 3 LGV	Bin 4 HGV	Bin 5 Bus
00:00	0	0	0	0	0	0
01:00	0	0	0	0	0	0
02:00	0	0	0	0	0	0
03:00	0	0	0	0	0	0
04:00	0	0	0	0	0	0
05:00	5	0	4	1	0	0
06:00	7	0	4	3	0	0
07:00	3	0	3	0	0	0
08:00	0	0	0	0	0	0
09:00	2	0	2	0	0	0
10:00	3	0	3	0	0	0
11:00	1	0	1	0	0	0
12:00	5	0	4	1	0	0
13:00	6	0	4	0	2	0
14:00	3	0	3	0	0	0
15:00	3	0	2	1	0	0
16:00	4	0	4	0	0	0
17:00	1	0	1	0	0	0
18:00	0	0	0	0	0	0
19:00	0	0	0	0	0	0
20:00	0	0	0	0	0	0
21:00	0	0	0	0	0	0
22:00	0	0	0	0	0	0
23:00	0	0	0	0	0	0
Total						
12H(7-19)	31	0	27	2	2	0
16H(6-22)	38	0	31	5	2	0
18H(6-24)	38	0	31	5	2	0
24H(0-24)	43	0	35	6	2	0
AM Peak	06:00	11:00	06:00	06:00	11:00	11:00
	7	0	4	3	0	0
PM Peak	13:00	23:00	16:00	15:00	13:00	23:00
	6	0	4	1	2	0



Access Road, Wormegay ATC 1

Site No. 6416

Site Ref. 641601

Classification Report

26 Nov 2023

Channel: Eastbound

	Total Volume	Bin 1 M/Cycle	Bin 2 Car/Van	Bin 3 LGV	Bin 4 HGV	Bin 5 Bus
00:00	0	0	0	0	0	0
01:00	0	0	0	0	0	0
02:00	0	0	0	0	0	0
03:00	0	0	0	0	0	0
04:00	0	0	0	0	0	0
05:00	0	0	0	0	0	0
06:00	0	0	0	0	0	0
07:00	0	0	0	0	0	0
08:00	0	0	0	0	0	0
09:00	0	0	0	0	0	0
10:00	2	0	1	1	0	0
11:00	0	0	0	0	0	0
12:00	2	0	2	0	0	0
13:00	3	0	2	1	0	0
14:00	0	0	0	0	0	0
15:00	0	0	0	0	0	0
16:00	2	0	1	1	0	0
17:00	0	0	0	0	0	0
18:00	0	0	0	0	0	0
19:00	0	0	0	0	0	0
20:00	0	0	0	0	0	0
21:00	0	0	0	0	0	0
22:00	0	0	0	0	0	0
23:00	0	0	0	0	0	0
Total						
12H(7-19)	9	0	6	3	0	0
16H(6-22)	9	0	6	3	0	0
18H(6-24)	9	0	6	3	0	0
24H(0-24)	9	0	6	3	0	0
AM Peak	10:00	11:00	10:00	10:00	11:00	11:00
	2	0	1	1	0	0
PM Peak	13:00	23:00	13:00	16:00	23:00	23:00
	3	0	2	1	0	0

Site No. 6416

Site Ref. 641601

Classification Report

26 Nov 2023

Channel: Westbound

	Total Volume	Bin 1 M/Cycle	Bin 2 Car/IVan	Bin 3 LGV	Bin 4 HGV	Bin 5 Bus
00:00	0	0	0	0	0	0
01:00	0	0	0	0	0	0
02:00	0	0	0	0	0	0
03:00	0	0	0	0	0	0
04:00	0	0	0	0	0	0
05:00	0	0	0	0	0	0
06:00	0	0	0	0	0	0
07:00	0	0	0	0	0	0
08:00	0	0	0	0	0	0
09:00	0	0	0	0	0	0
10:00	0	0	0	0	0	0
11:00	2	0	1	1	0	0
12:00	0	0	0	0	0	0
13:00	2	0	1	1	0	0
14:00	0	0	0	0	0	0
15:00	0	0	0	0	0	0
16:00	2	0	1	1	0	0
17:00	0	0	0	0	0	0
18:00	0	0	0	0	0	0
19:00	0	0	0	0	0	0
20:00	0	0	0	0	0	0
21:00	0	0	0	0	0	0
22:00	0	0	0	0	0	0
23:00	0	0	0	0	0	0
Total						
12H(7-19)	6	0	3	3	0	0
16H(6-22)	6	0	3	3	0	0
18H(6-24)	6	0	3	3	0	0
24H(0-24)	6	0	3	3	0	0
AM Peak	11:00	11:00	11:00	11:00	11:00	11:00
	2	0	1	1	0	0
PM Peak	16:00	23:00	16:00	16:00	23:00	23:00
	2	0	1	1	0	0

Site No. 6416

Site Ref. 641601

Classification Report

26 Nov 2023

Channel: Total Flow

	Total Volume	Bin 1 M/Cycle	Bin 2 Car/IVan	Bin 3 LGV	Bin 4 HGV	Bin 5 Bus
00:00	0	0	0	0	0	0
01:00	0	0	0	0	0	0
02:00	0	0	0	0	0	0
03:00	0	0	0	0	0	0
04:00	0	0	0	0	0	0
05:00	0	0	0	0	0	0
06:00	0	0	0	0	0	0
07:00	0	0	0	0	0	0
08:00	0	0	0	0	0	0
09:00	0	0	0	0	0	0
10:00	2	0	1	1	0	0
11:00	2	0	1	1	0	0
12:00	2	0	2	0	0	0
13:00	5	0	3	2	0	0
14:00	0	0	0	0	0	0
15:00	0	0	0	0	0	0
16:00	4	0	2	2	0	0
17:00	0	0	0	0	0	0
18:00	0	0	0	0	0	0
19:00	0	0	0	0	0	0
20:00	0	0	0	0	0	0
21:00	0	0	0	0	0	0
22:00	0	0	0	0	0	0
23:00	0	0	0	0	0	0
Total						
12H(7-19)	15	0	9	6	0	0
16H(6-22)	15	0	9	6	0	0
18H(6-24)	15	0	9	6	0	0
24H(0-24)	15	0	9	6	0	0
AM Peak	11:00	11:00	11:00	11:00	11:00	11:00
	2	0	1	1	0	0
PM Peak	13:00	23:00	13:00	16:00	23:00	23:00
	5	0	3	2	0	0



Access Road, Wormegay ATC 1

Site No. 6416

Site Ref. 641601

Classification Report

27 Nov 2023

Channel: Eastbound

	Total Volume	Bin 1 M/Cycle	Bin 2 Car/Ivan	Bin 3 LGV	Bin 4 HGV	Bin 5 Bus
00:00	0	0	0	0	0	0
01:00	0	0	0	0	0	0
02:00	0	0	0	0	0	0
03:00	0	0	0	0	0	0
04:00	0	0	0	0	0	0
05:00	3	0	2	1	0	0
06:00	6	0	5	1	0	0
07:00	3	0	2	1	0	0
08:00	1	0	1	0	0	0
09:00	1	0	1	0	0	0
10:00	0	0	0	0	0	0
11:00	6	0	3	1	2	0
12:00	1	0	1	0	0	0
13:00	7	0	5	1	1	0
14:00	1	0	1	0	0	0
15:00	1	0	1	0	0	0
16:00	3	0	2	1	0	0
17:00	1	0	1	0	0	0
18:00	0	0	0	0	0	0
19:00	0	0	0	0	0	0
20:00	0	0	0	0	0	0
21:00	0	0	0	0	0	0
22:00	0	0	0	0	0	0
23:00	0	0	0	0	0	0
Total						
12H(7-19)	25	0	18	4	3	0
16H(6-22)	31	0	23	5	3	0
18H(6-24)	31	0	23	5	3	0
24H(0-24)	34	0	25	6	3	0
AM Peak	11:00	11:00	06:00	11:00	11:00	11:00
	6	0	5	1	2	0
PM Peak	13:00	23:00	13:00	16:00	13:00	23:00
	7	0	5	1	1	0

Site No. 6416

Site Ref. 641601

Classification Report

27 Nov 2023

Channel: Westbound

	Total Volume	Bin 1 M/Cycle	Bin 2 Car/IVan	Bin 3 LGV	Bin 4 HGV	Bin 5 Bus
00:00	0	0	0	0	0	0
01:00	0	0	0	0	0	0
02:00	0	0	0	0	0	0
03:00	0	0	0	0	0	0
04:00	0	0	0	0	0	0
05:00	1	0	0	0	1	0
06:00	3	0	2	0	1	0
07:00	0	0	0	0	0	0
08:00	0	0	0	0	0	0
09:00	1	0	1	0	0	0
10:00	0	0	0	0	0	0
11:00	3	0	3	0	0	0
12:00	1	0	0	1	0	0
13:00	5	0	3	1	1	0
14:00	2	0	2	0	0	0
15:00	5	0	2	3	0	0
16:00	3	0	2	1	0	0
17:00	0	0	0	0	0	0
18:00	0	0	0	0	0	0
19:00	0	0	0	0	0	0
20:00	0	0	0	0	0	0
21:00	0	0	0	0	0	0
22:00	0	0	0	0	0	0
23:00	0	0	0	0	0	0
Total						
12H(7-19)	20	0	13	6	1	0
16H(6-22)	23	0	15	6	2	0
18H(6-24)	23	0	15	6	2	0
24H(0-24)	24	0	15	6	3	0
AM Peak	11:00	11:00	11:00	11:00	06:00	11:00
	3	0	3	0	1	0
PM Peak	15:00	23:00	13:00	15:00	13:00	23:00
	5	0	3	3	1	0

Site No. 6416

Site Ref. 641601

Classification Report

27 Nov 2023

Channel: Total Flow

	Total Volume	Bin 1 M/Cycle	Bin 2 Car/IVan	Bin 3 LGV	Bin 4 HGV	Bin 5 Bus
00:00	0	0	0	0	0	0
01:00	0	0	0	0	0	0
02:00	0	0	0	0	0	0
03:00	0	0	0	0	0	0
04:00	0	0	0	0	0	0
05:00	4	0	2	1	1	0
06:00	9	0	7	1	1	0
07:00	3	0	2	1	0	0
08:00	1	0	1	0	0	0
09:00	2	0	2	0	0	0
10:00	0	0	0	0	0	0
11:00	9	0	6	1	2	0
12:00	2	0	1	1	0	0
13:00	12	0	8	2	2	0
14:00	3	0	3	0	0	0
15:00	6	0	3	3	0	0
16:00	6	0	4	2	0	0
17:00	1	0	1	0	0	0
18:00	0	0	0	0	0	0
19:00	0	0	0	0	0	0
20:00	0	0	0	0	0	0
21:00	0	0	0	0	0	0
22:00	0	0	0	0	0	0
23:00	0	0	0	0	0	0
Total						
12H(7-19)	45	0	31	10	4	0
16H(6-22)	54	0	38	11	5	0
18H(6-24)	54	0	38	11	5	0
24H(0-24)	58	0	40	12	6	0
AM Peak	11:00	11:00	06:00	11:00	11:00	11:00
	9	0	7	1	2	0
PM Peak	13:00	23:00	13:00	15:00	13:00	23:00
	12	0	8	3	2	0



Access Road, Wormegay ATC 1

Site No. 6416

Site Ref. 641601

Classification Report

28 Nov 2023

Channel: Eastbound

	Total Volume	Bin 1 M/Cycle	Bin 2 Car/Van	Bin 3 LGV	Bin 4 HGV	Bin 5 Bus
00:00	0	0	0	0	0	0
01:00	0	0	0	0	0	0
02:00	0	0	0	0	0	0
03:00	0	0	0	0	0	0
04:00	0	0	0	0	0	0
05:00	4	0	3	1	0	0
06:00	8	0	7	1	0	0
07:00	2	0	2	0	0	0
08:00	3	0	2	1	0	0
09:00	3	0	3	0	0	0
10:00	2	0	2	0	0	0
11:00	2	0	2	0	0	0
12:00	1	0	1	0	0	0
13:00	6	0	5	1	0	0
14:00	1	0	1	0	0	0
15:00	6	0	6	0	0	0
16:00	5	0	4	1	0	0
17:00	0	0	0	0	0	0
18:00	0	0	0	0	0	0
19:00	0	0	0	0	0	0
20:00	1	0	0	1	0	0
21:00	0	0	0	0	0	0
22:00	1	0	0	1	0	0
23:00	0	0	0	0	0	0
Total						
12H(7-19)	31	0	28	3	0	0
16H(6-22)	40	0	35	5	0	0
18H(6-24)	41	0	35	6	0	0
24H(0-24)	45	0	38	7	0	0
AM Peak	06:00	11:00	06:00	08:00	11:00	11:00
	8	0	7	1	0	0
PM Peak	15:00	23:00	15:00	22:00	23:00	23:00
	6	0	6	1	0	0

Site No. 6416

Site Ref. 641601

Classification Report

28 Nov 2023

Channel: Westbound

	Total Volume	Bin 1 M/Cycle	Bin 2 Car/Ivan	Bin 3 LGV	Bin 4 HGV	Bin 5 Bus
00:00	0	0	0	0	0	0
01:00	0	0	0	0	0	0
02:00	0	0	0	0	0	0
03:00	0	0	0	0	0	0
04:00	0	0	0	0	0	0
05:00	2	0	2	0	0	0
06:00	2	0	2	0	0	0
07:00	1	0	1	0	0	0
08:00	1	0	1	0	0	0
09:00	4	0	3	1	0	0
10:00	3	0	3	0	0	0
11:00	3	0	3	0	0	0
12:00	2	0	2	0	0	0
13:00	4	0	3	0	1	0
14:00	2	0	2	0	0	0
15:00	13	0	10	2	1	0
16:00	3	0	3	0	0	0
17:00	1	0	1	0	0	0
18:00	0	0	0	0	0	0
19:00	0	0	0	0	0	0
20:00	1	0	1	0	0	0
21:00	0	0	0	0	0	0
22:00	0	0	0	0	0	0
23:00	0	0	0	0	0	0
Total						
12H(7-19)	37	0	32	3	2	0
16H(6-22)	40	0	35	3	2	0
18H(6-24)	40	0	35	3	2	0
24H(0-24)	42	0	37	3	2	0
AM Peak	09:00	11:00	11:00	09:00	11:00	11:00
	4	0	3	1	0	0
PM Peak	15:00	23:00	15:00	15:00	15:00	23:00
	13	0	10	2	1	0

Site No. 6416

Site Ref. 641601

Classification Report

28 Nov 2023

Channel: Total Flow

	Total Volume	Bin 1 M/Cycle	Bin 2 Car/Ivan	Bin 3 LGV	Bin 4 HGV	Bin 5 Bus
00:00	0	0	0	0	0	0
01:00	0	0	0	0	0	0
02:00	0	0	0	0	0	0
03:00	0	0	0	0	0	0
04:00	0	0	0	0	0	0
05:00	6	0	5	1	0	0
06:00	10	0	9	1	0	0
07:00	3	0	3	0	0	0
08:00	4	0	3	1	0	0
09:00	7	0	6	1	0	0
10:00	5	0	5	0	0	0
11:00	5	0	5	0	0	0
12:00	3	0	3	0	0	0
13:00	10	0	8	1	1	0
14:00	3	0	3	0	0	0
15:00	19	0	16	2	1	0
16:00	8	0	7	1	0	0
17:00	1	0	1	0	0	0
18:00	0	0	0	0	0	0
19:00	0	0	0	0	0	0
20:00	2	0	1	1	0	0
21:00	0	0	0	0	0	0
22:00	1	0	0	1	0	0
23:00	0	0	0	0	0	0
Total						
12H(7-19)	68	0	60	6	2	0
16H(6-22)	80	0	70	8	2	0
18H(6-24)	81	0	70	9	2	0
24H(0-24)	87	0	75	10	2	0
AM Peak	06:00	11:00	06:00	09:00	11:00	11:00
	10	0	9	1	0	0
PM Peak	15:00	23:00	15:00	15:00	15:00	23:00
	19	0	16	2	1	0



Access Road, Wormegay ATC 1

Site No. 6416

Site Ref. 641601

Classification Report

29 Nov 2023

Channel: Eastbound

	Total Volume	Bin 1 M/Cycle	Bin 2 Car/Ivan	Bin 3 LGV	Bin 4 HGV	Bin 5 Bus
00:00	0	0	0	0	0	0
01:00	0	0	0	0	0	0
02:00	0	0	0	0	0	0
03:00	0	0	0	0	0	0
04:00	0	0	0	0	0	0
05:00	3	0	2	0	1	0
06:00	8	0	6	2	0	0
07:00	2	0	2	0	0	0
08:00	2	0	2	0	0	0
09:00	3	0	3	0	0	0
10:00	2	0	1	0	1	0
11:00	3	0	3	0	0	0
12:00	2	0	2	0	0	0
13:00	3	0	2	1	0	0
14:00	1	0	1	0	0	0
15:00	3	0	2	1	0	0
16:00	3	0	3	0	0	0
17:00	1	0	1	0	0	0
18:00	0	0	0	0	0	0
19:00	0	0	0	0	0	0
20:00	0	0	0	0	0	0
21:00	0	0	0	0	0	0
22:00	0	0	0	0	0	0
23:00	0	0	0	0	0	0
Total						
12H(7-19)	25	0	22	2	1	0
16H(6-22)	33	0	28	4	1	0
18H(6-24)	33	0	28	4	1	0
24H(0-24)	36	0	30	4	2	0
AM Peak	06:00	11:00	06:00	06:00	10:00	11:00
	8	0	6	2	1	0
PM Peak	16:00	23:00	16:00	15:00	23:00	23:00
	3	0	3	1	0	0

Site No. 6416

Site Ref. 641601

Classification Report

29 Nov 2023

Channel: Westbound

	Total Volume	Bin 1 M/Cycle	Bin 2 Car/IVan	Bin 3 LGV	Bin 4 HGV	Bin 5 Bus
00:00	0	0	0	0	0	0
01:00	0	0	0	0	0	0
02:00	0	0	0	0	0	0
03:00	0	0	0	0	0	0
04:00	0	0	0	0	0	0
05:00	2	0	2	0	0	0
06:00	2	0	2	0	0	0
07:00	3	0	2	1	0	0
08:00	1	0	1	0	0	0
09:00	1	0	1	0	0	0
10:00	3	0	3	0	0	0
11:00	2	0	2	0	0	0
12:00	4	0	2	2	0	0
13:00	0	0	0	0	0	0
14:00	2	0	2	0	0	0
15:00	5	0	3	1	1	0
16:00	2	0	2	0	0	0
17:00	0	0	0	0	0	0
18:00	1	0	1	0	0	0
19:00	0	0	0	0	0	0
20:00	0	0	0	0	0	0
21:00	0	0	0	0	0	0
22:00	0	0	0	0	0	0
23:00	0	0	0	0	0	0
Total						
12H(7-19)	24	0	19	4	1	0
16H(6-22)	26	0	21	4	1	0
18H(6-24)	26	0	21	4	1	0
24H(0-24)	28	0	23	4	1	0
AM Peak	10:00	11:00	10:00	07:00	11:00	11:00
	3	0	3	1	0	0
PM Peak	15:00	23:00	15:00	12:00	15:00	23:00
	5	0	3	2	1	0

Site No. 6416

Site Ref. 641601

Classification Report

29 Nov 2023

Channel: Total Flow

	Total Volume	Bin 1 M/Cycle	Bin 2 Car/IVan	Bin 3 LGV	Bin 4 HGV	Bin 5 Bus
00:00	0	0	0	0	0	0
01:00	0	0	0	0	0	0
02:00	0	0	0	0	0	0
03:00	0	0	0	0	0	0
04:00	0	0	0	0	0	0
05:00	5	0	4	0	1	0
06:00	10	0	8	2	0	0
07:00	5	0	4	1	0	0
08:00	3	0	3	0	0	0
09:00	4	0	4	0	0	0
10:00	5	0	4	0	1	0
11:00	5	0	5	0	0	0
12:00	6	0	4	2	0	0
13:00	3	0	2	1	0	0
14:00	3	0	3	0	0	0
15:00	8	0	5	2	1	0
16:00	5	0	5	0	0	0
17:00	1	0	1	0	0	0
18:00	1	0	1	0	0	0
19:00	0	0	0	0	0	0
20:00	0	0	0	0	0	0
21:00	0	0	0	0	0	0
22:00	0	0	0	0	0	0
23:00	0	0	0	0	0	0
Total						
12H(7-19)	49	0	41	6	2	0
16H(6-22)	59	0	49	8	2	0
18H(6-24)	59	0	49	8	2	0
24H(0-24)	64	0	53	8	3	0
AM Peak	06:00	11:00	06:00	06:00	10:00	11:00
	10	0	8	2	1	0
PM Peak	15:00	23:00	16:00	15:00	15:00	23:00
	8	0	5	2	1	0



Access Road, Wormegay ATC 1

Site Ref. 6416

Site No. 641601

Speed Report (Speed Limit 20 Mph)

23 Nov 2023

Channel: Eastbound

	Total Volume	85th Percentile	Mean Average	Standard Deviation	Bin 1 <10Mph	Bin 2 10-<15	Bin 3 15-<20	Bin 4 20-<25	Bin 5 25-<30	Bin 6 30-<35	Bin 7 35-<40	Bin 8 40-<45	Bin 9 45-<50	Bin 10 50-<55	Bin 11 55-<60	Bin 12 60-<65	Bin 13 ≥65
00:00	0				0	0	0	0	0	0	0	0	0	0	0	0	0
01:00	0				0	0	0	0	0	0	0	0	0	0	0	0	0
02:00	0				0	0	0	0	0	0	0	0	0	0	0	0	0
03:00	0				0	0	0	0	0	0	0	0	0	0	0	0	0
04:00	0				0	0	0	0	0	0	0	0	0	0	0	0	0
05:00	4		12		1	3	0	0	0	0	0	0	0	0	0	0	0
06:00	6		11		3	2	1	0	0	0	0	0	0	0	0	0	0
07:00	4		10		2	2	0	0	0	0	0	0	0	0	0	0	0
08:00	3		9		2	1	0	0	0	0	0	0	0	0	0	0	0
09:00	4		8		4	0	0	0	0	0	0	0	0	0	0	0	0
10:00	2		8		2	0	0	0	0	0	0	0	0	0	0	0	0
11:00	3		7		3	0	0	0	0	0	0	0	0	0	0	0	0
12:00	2		8		2	0	0	0	0	0	0	0	0	0	0	0	0
13:00	6		11		2	4	0	0	0	0	0	0	0	0	0	0	0
14:00	6		9		4	2	0	0	0	0	0	0	0	0	0	0	0
15:00	1		8		1	0	0	0	0	0	0	0	0	0	0	0	0
16:00	0				0	0	0	0	0	0	0	0	0	0	0	0	0
17:00	1		8		1	0	0	0	0	0	0	0	0	0	0	0	0
18:00	1		12		0	1	0	0	0	0	0	0	0	0	0	0	0
19:00	0				0	0	0	0	0	0	0	0	0	0	0	0	0
20:00	0				0	0	0	0	0	0	0	0	0	0	0	0	0
21:00	0				0	0	0	0	0	0	0	0	0	0	0	0	0
22:00	0				0	0	0	0	0	0	0	0	0	0	0	0	0
23:00	0				0	0	0	0	0	0	0	0	0	0	0	0	0
Total																	
12H(7-19)	33	12	9	3	23	10	0	0	0	0	0	0	0	0	0	0	0
16H(6-22)	39	13	9	3	26	12	1	0	0	0	0	0	0	0	0	0	0
18H(6-24)	39	13	9	3	26	12	1	0	0	0	0	0	0	0	0	0	0
24H(0-24)	43	13	9	3	27	15	1	0	0	0	0	0	0	0	0	0	0
AM Peak	06:00	-	05:00	-	09:00	05:00	06:00	-	-	-	-	-	-	-	-	-	-
	6	0	12	0	4	3	1	0	0	0	0	0	0	0	0	0	0
PM Peak	14:00	-	18:00	-	14:00	13:00	-	-	-	-	-	-	-	-	-	-	-
	6	0	12	0	4	4	0	0	0	0	0	0	0	0	0	0	0

Site No. 6416

Site Ref. 641601

Speed Report (Speed Limit 20 Mph)

23 Nov 2023

Channel: Westbound

	Total Volume	85th Percentile	Mean Average	Standard Deviation	Bin 1 <10Mph	Bin 2 10-<15	Bin 3 15-<20	Bin 4 20-<25	Bin 5 25-<30	Bin 6 30-<35	Bin 7 35-<40	Bin 8 40-<45	Bin 9 45-<50	Bin 10 50-<55	Bin 11 55-<60	Bin 12 60-<65	Bin 13 =>65
00:00	0				0	0	0	0	0	0	0	0	0	0	0	0	0
01:00	0				0	0	0	0	0	0	0	0	0	0	0	0	0
02:00	0				0	0	0	0	0	0	0	0	0	0	0	0	0
03:00	0				0	0	0	0	0	0	0	0	0	0	0	0	0
04:00	0				0	0	0	0	0	0	0	0	0	0	0	0	0
05:00	0				0	0	0	0	0	0	0	0	0	0	0	0	0
06:00	6		11		2	4	0	0	0	0	0	0	0	0	0	0	0
07:00	1		8		1	0	0	0	0	0	0	0	0	0	0	0	0
08:00	0				0	0	0	0	0	0	0	0	0	0	0	0	0
09:00	2		10		1	1	0	0	0	0	0	0	0	0	0	0	0
10:00	2		8		2	0	0	0	0	0	0	0	0	0	0	0	0
11:00	3		7		3	0	0	0	0	0	0	0	0	0	0	0	0
12:00	1		8		1	0	0	0	0	0	0	0	0	0	0	0	0
13:00	6		10		3	3	0	0	0	0	0	0	0	0	0	0	0
14:00	4		10		2	2	0	0	0	0	0	0	0	0	0	0	0
15:00	3		11		1	2	0	0	0	0	0	0	0	0	0	0	0
16:00	5		10		4	0	1	0	0	0	0	0	0	0	0	0	0
17:00	1		12		0	1	0	0	0	0	0	0	0	0	0	0	0
18:00	1		12		0	1	0	0	0	0	0	0	0	0	0	0	0
19:00	0				0	0	0	0	0	0	0	0	0	0	0	0	0
20:00	0				0	0	0	0	0	0	0	0	0	0	0	0	0
21:00	0				0	0	0	0	0	0	0	0	0	0	0	0	0
22:00	0				0	0	0	0	0	0	0	0	0	0	0	0	0
23:00	0				0	0	0	0	0	0	0	0	0	0	0	0	0
Total																	
12H(7-19)	29	13	10	3	18	10	1	0	0	0	0	0	0	0	0	0	0
16H(6-22)	35	13	10	3	20	14	1	0	0	0	0	0	0	0	0	0	0
18H(6-24)	35	13	10	3	20	14	1	0	0	0	0	0	0	0	0	0	0
24H(0-24)	35	13	10	3	20	14	1	0	0	0	0	0	0	0	0	0	0
AM Peak	06:00	-	06:00	-	11:00	06:00	-	-	-	-	-	-	-	-	-	-	-
	6	0	11	0	3	4	0	0	0	0	0	0	0	0	0	0	0
PM Peak	13:00	-	18:00	-	16:00	13:00	16:00	-	-	-	-	-	-	-	-	-	-
	6	0	12	0	4	3	1	0	0	0	0	0	0	0	0	0	0

Site No. 6416

Site Ref. 641601

Speed Report (Speed Limit 20 Mph)

23 Nov 2023

Channel: Total Flow

	Total Volume	85th Percentile	Mean Average	Standard Deviation	Bin 1 <10Mph	Bin 2 10-<15	Bin 3 15-<20	Bin 4 20-<25	Bin 5 25-<30	Bin 6 30-<35	Bin 7 35-<40	Bin 8 40-<45	Bin 9 45-<50	Bin 10 50-<55	Bin 11 55-<60	Bin 12 60-<65	Bin 13 =>65
00:00	0				0	0	0	0	0	0	0	0	0	0	0	0	0
01:00	0				0	0	0	0	0	0	0	0	0	0	0	0	0
02:00	0				0	0	0	0	0	0	0	0	0	0	0	0	0
03:00	0				0	0	0	0	0	0	0	0	0	0	0	0	0
04:00	0				0	0	0	0	0	0	0	0	0	0	0	0	0
05:00	4		12		1	3	0	0	0	0	0	0	0	0	0	0	0
06:00	12	14	11	3	5	6	1	0	0	0	0	0	0	0	0	0	0
07:00	5		9		3	2	0	0	0	0	0	0	0	0	0	0	0
08:00	3		9		2	1	0	0	0	0	0	0	0	0	0	0	0
09:00	6		8		5	1	0	0	0	0	0	0	0	0	0	0	0
10:00	4		8		4	0	0	0	0	0	0	0	0	0	0	0	0
11:00	6		8		6	0	0	0	0	0	0	0	0	0	0	0	0
12:00	3		7		3	0	0	0	0	0	0	0	0	0	0	0	0
13:00	12	13	11	3	5	7	0	0	0	0	0	0	0	0	0	0	0
14:00	10	12	10	2	6	4	0	0	0	0	0	0	0	0	0	0	0
15:00	4		10		2	2	0	0	0	0	0	0	0	0	0	0	0
16:00	5		10		4	0	1	0	0	0	0	0	0	0	0	0	0
17:00	2		10		1	1	0	0	0	0	0	0	0	0	0	0	0
18:00	2		13		0	2	0	0	0	0	0	0	0	0	0	0	0
19:00	0				0	0	0	0	0	0	0	0	0	0	0	0	0
20:00	0				0	0	0	0	0	0	0	0	0	0	0	0	0
21:00	0				0	0	0	0	0	0	0	0	0	0	0	0	0
22:00	0				0	0	0	0	0	0	0	0	0	0	0	0	0
23:00	0				0	0	0	0	0	0	0	0	0	0	0	0	0
Total																	
12H(7-19)	62	13	9	3	41	20	1	0	0	0	0	0	0	0	0	0	0
16H(6-22)	74	13	10	4	46	26	2	0	0	0	0	0	0	0	0	0	0
18H(6-24)	74	13	10	4	46	26	2	0	0	0	0	0	0	0	0	0	0
24H(0-24)	78	13	10	4	47	29	2	0	0	0	0	0	0	0	0	0	0
AM Peak	06:00	06:00	05:00	06:00	11:00	06:00	06:00	-	-	-	-	-	-	-	-	-	-
	12	14	12	3	6	6	1	0	0	0	0	0	0	0	0	0	0
PM Peak	13:00	13:00	18:00	13:00	14:00	13:00	16:00	-	-	-	-	-	-	-	-	-	-
	12	13	13	3	6	7	1	0	0	0	0	0	0	0	0	0	0



Access Road, Wormegay ATC 1

Site Ref. 6416

Site No. 641601

Speed Report (Speed Limit 20 Mph)

24 Nov 2023

Channel: Eastbound

	Total Volume	85th Percentile	Mean Average	Standard Deviation	Bin 1 <10Mph	Bin 2 10-<15	Bin 3 15-<20	Bin 4 20-<25	Bin 5 25-<30	Bin 6 30-<35	Bin 7 35-<40	Bin 8 40-<45	Bin 9 45-<50	Bin 10 50-<55	Bin 11 55-<60	Bin 12 60-<65	Bin 13 ≥65
00:00	0				0	0	0	0	0	0	0	0	0	0	0	0	0
01:00	0				0	0	0	0	0	0	0	0	0	0	0	0	0
02:00	0				0	0	0	0	0	0	0	0	0	0	0	0	0
03:00	0				0	0	0	0	0	0	0	0	0	0	0	0	0
04:00	0				0	0	0	0	0	0	0	0	0	0	0	0	0
05:00	2		13		0	2	0	0	0	0	0	0	0	0	0	0	0
06:00	7		10		3	4	0	0	0	0	0	0	0	0	0	0	0
07:00	3		9		2	1	0	0	0	0	0	0	0	0	0	0	0
08:00	1		8		1	0	0	0	0	0	0	0	0	0	0	0	0
09:00	2		8		2	0	0	0	0	0	0	0	0	0	0	0	0
10:00	2		8		2	0	0	0	0	0	0	0	0	0	0	0	0
11:00	4		8		4	0	0	0	0	0	0	0	0	0	0	0	0
12:00	3		9		2	1	0	0	0	0	0	0	0	0	0	0	0
13:00	5		12		2	2	1	0	0	0	0	0	0	0	0	0	0
14:00	4		8		4	0	0	0	0	0	0	0	0	0	0	0	0
15:00	2		13		0	2	0	0	0	0	0	0	0	0	0	0	0
16:00	2		10		1	1	0	0	0	0	0	0	0	0	0	0	0
17:00	0				0	0	0	0	0	0	0	0	0	0	0	0	0
18:00	1		18		0	0	1	0	0	0	0	0	0	0	0	0	0
19:00	0				0	0	0	0	0	0	0	0	0	0	0	0	0
20:00	0				0	0	0	0	0	0	0	0	0	0	0	0	0
21:00	0				0	0	0	0	0	0	0	0	0	0	0	0	0
22:00	0				0	0	0	0	0	0	0	0	0	0	0	0	0
23:00	0				0	0	0	0	0	0	0	0	0	0	0	0	0
Total																	
12H(7-19)	29	13	9	3	20	7	2	0	0	0	0	0	0	0	0	0	0
16H(6-22)	36	13	10	4	23	11	2	0	0	0	0	0	0	0	0	0	0
18H(6-24)	36	13	10	4	23	11	2	0	0	0	0	0	0	0	0	0	0
24H(0-24)	38	13	10	3	23	13	2	0	0	0	0	0	0	0	0	0	0
AM Peak	06:00	-	05:00	-	11:00	06:00	-	-	-	-	-	-	-	-	-	-	-
	7	0	13	0	4	4	0	0	0	0	0	0	0	0	0	0	0
PM Peak	13:00	-	18:00	-	14:00	15:00	18:00	-	-	-	-	-	-	-	-	-	-
	5	0	18	0	4	2	1	0	0	0	0	0	0	0	0	0	0

Site No. 6416

Site Ref. 641601

Speed Report (Speed Limit 20 Mph)

24 Nov 2023

Channel: Westbound

	Total Volume	85th Percentile	Mean Average	Standard Deviation	Bin 1 <10Mph	Bin 2 10~<15	Bin 3 15~<20	Bin 4 20~<25	Bin 5 25~<30	Bin 6 30~<35	Bin 7 35~<40	Bin 8 40~<45	Bin 9 45~<50	Bin 10 50~<55	Bin 11 55~<60	Bin 12 60~<65	Bin 13 =>65
00:00	0				0	0	0	0	0	0	0	0	0	0	0	0	0
01:00	0				0	0	0	0	0	0	0	0	0	0	0	0	0
02:00	0				0	0	0	0	0	0	0	0	0	0	0	0	0
03:00	0				0	0	0	0	0	0	0	0	0	0	0	0	0
04:00	0				0	0	0	0	0	0	0	0	0	0	0	0	0
05:00	2		13		0	2	0	0	0	0	0	0	0	0	0	0	0
06:00	2		13		0	2	0	0	0	0	0	0	0	0	0	0	0
07:00	1		8		1	0	0	0	0	0	0	0	0	0	0	0	0
08:00	0				0	0	0	0	0	0	0	0	0	0	0	0	0
09:00	0				0	0	0	0	0	0	0	0	0	0	0	0	0
10:00	5		8		5	0	0	0	0	0	0	0	0	0	0	0	0
11:00	5		8		5	0	0	0	0	0	0	0	0	0	0	0	0
12:00	2		13		0	2	0	0	0	0	0	0	0	0	0	0	0
13:00	7		8		6	1	0	0	0	0	0	0	0	0	0	0	0
14:00	0				0	0	0	0	0	0	0	0	0	0	0	0	0
15:00	9		8		8	1	0	0	0	0	0	0	0	0	0	0	0
16:00	3		9		2	1	0	0	0	0	0	0	0	0	0	0	0
17:00	1		8		1	0	0	0	0	0	0	0	0	0	0	0	0
18:00	1		12		0	1	0	0	0	0	0	0	0	0	0	0	0
19:00	0				0	0	0	0	0	0	0	0	0	0	0	0	0
20:00	0				0	0	0	0	0	0	0	0	0	0	0	0	0
21:00	0				0	0	0	0	0	0	0	0	0	0	0	0	0
22:00	0				0	0	0	0	0	0	0	0	0	0	0	0	0
23:00	0				0	0	0	0	0	0	0	0	0	0	0	0	0
Total																	
12H(7-19)	34	10	8	2	28	6	0	0	0	0	0	0	0	0	0	0	0
16H(6-22)	36	11	9	2	28	8	0	0	0	0	0	0	0	0	0	0	0
18H(6-24)	36	11	9	2	28	8	0	0	0	0	0	0	0	0	0	0	0
24H(0-24)	38	12	9	3	28	10	0	0	0	0	0	0	0	0	0	0	0
AM Peak	11:00	-	06:00	-	11:00	06:00	-	-	-	-	-	-	-	-	-	-	-
	5	0	13	0	5	2	0	0	0	0	0	0	0	0	0	0	0
PM Peak	15:00	-	12:00	-	15:00	12:00	-	-	-	-	-	-	-	-	-	-	-
	9	0	13	0	8	2	0	0	0	0	0	0	0	0	0	0	0

Site No. 6416

Site Ref. 641601

Speed Report (Speed Limit 20 Mph)

24 Nov 2023

Channel: Total Flow

	Total Volume	85th Percentile	Mean Average	Standard Deviation	Bin 1 <10Mph	Bin 2 10-<15	Bin 3 15-<20	Bin 4 20-<25	Bin 5 25-<30	Bin 6 30-<35	Bin 7 35-<40	Bin 8 40-<45	Bin 9 45-<50	Bin 10 50-<55	Bin 11 55-<60	Bin 12 60-<65	Bin 13 =>65
00:00	0				0	0	0	0	0	0	0	0	0	0	0	0	0
01:00	0				0	0	0	0	0	0	0	0	0	0	0	0	0
02:00	0				0	0	0	0	0	0	0	0	0	0	0	0	0
03:00	0				0	0	0	0	0	0	0	0	0	0	0	0	0
04:00	0				0	0	0	0	0	0	0	0	0	0	0	0	0
05:00	4		13		0	4	0	0	0	0	0	0	0	0	0	0	0
06:00	9		11		3	6	0	0	0	0	0	0	0	0	0	0	0
07:00	4		9		3	1	0	0	0	0	0	0	0	0	0	0	0
08:00	1		8		1	0	0	0	0	0	0	0	0	0	0	0	0
09:00	2		8		2	0	0	0	0	0	0	0	0	0	0	0	0
10:00	7		7		7	0	0	0	0	0	0	0	0	0	0	0	0
11:00	9		8		9	0	0	0	0	0	0	0	0	0	0	0	0
12:00	5		11		2	3	0	0	0	0	0	0	0	0	0	0	0
13:00	12	12	10	2	8	3	1	0	0	0	0	0	0	0	0	0	0
14:00	4		8		4	0	0	0	0	0	0	0	0	0	0	0	0
15:00	11	11	9	2	8	3	0	0	0	0	0	0	0	0	0	0	0
16:00	5		9		3	2	0	0	0	0	0	0	0	0	0	0	0
17:00	1		8		1	0	0	0	0	0	0	0	0	0	0	0	0
18:00	2		15		0	1	1	0	0	0	0	0	0	0	0	0	0
19:00	0				0	0	0	0	0	0	0	0	0	0	0	0	0
20:00	0				0	0	0	0	0	0	0	0	0	0	0	0	0
21:00	0				0	0	0	0	0	0	0	0	0	0	0	0	0
22:00	0				0	0	0	0	0	0	0	0	0	0	0	0	0
23:00	0				0	0	0	0	0	0	0	0	0	0	0	0	0
Total																	
12H(7-19)	63	12	9	3	48	13	2	0	0	0	0	0	0	0	0	0	0
16H(6-22)	72	13	9	3	51	19	2	0	0	0	0	0	0	0	0	0	0
18H(6-24)	72	13	9	3	51	19	2	0	0	0	0	0	0	0	0	0	0
24H(0-24)	76	13	9	4	51	23	2	0	0	0	0	0	0	0	0	0	0
AM Peak	11:00	-	05:00	-	11:00	06:00	-	-	-	-	-	-	-	-	-	-	-
	9	0	13	0	9	6	0	0	0	0	0	0	0	0	0	0	0
PM Peak	13:00	13:00	18:00	13:00	15:00	15:00	18:00	-	-	-	-	-	-	-	-	-	-
	12	12	15	2	8	3	1	0	0	0	0	0	0	0	0	0	0

	Total Volume	85th Percentile	Mean Average	Standard Deviation	Bin 1 <10Mph	Bin 2 10-<15	Bin 3 15-<20	Bin 4 20-<25	Bin 5 25-<30	Bin 6 30-<35	Bin 7 35-<40	Bin 8 40-<45	Bin 9 45-<50	Bin 10 50-<55	Bin 11 55-<60	Bin 12 60-<65	Bin 13 ≥65
00:00	0				0	0	0	0	0	0	0	0	0	0	0	0	0
01:00	0				0	0	0	0	0	0	0	0	0	0	0	0	0
02:00	0				0	0	0	0	0	0	0	0	0	0	0	0	0
03:00	0				0	0	0	0	0	0	0	0	0	0	0	0	0
04:00	0				0	0	0	0	0	0	0	0	0	0	0	0	0
05:00	3		13		0	3	0	0	0	0	0	0	0	0	0	0	0
06:00	5		13		1	3	1	0	0	0	0	0	0	0	0	0	0
07:00	2		8		2	0	0	0	0	0	0	0	0	0	0	0	0
08:00	0				0	0	0	0	0	0	0	0	0	0	0	0	0
09:00	2		10		1	1	0	0	0	0	0	0	0	0	0	0	0
10:00	1		12		0	1	0	0	0	0	0	0	0	0	0	0	0
11:00	1		8		1	0	0	0	0	0	0	0	0	0	0	0	0
12:00	1		8		1	0	0	0	0	0	0	0	0	0	0	0	0
13:00	5		13		1	3	1	0	0	0	0	0	0	0	0	0	0
14:00	1		8		1	0	0	0	0	0	0	0	0	0	0	0	0
15:00	0				0	0	0	0	0	0	0	0	0	0	0	0	0
16:00	2		13		1	0	1	0	0	0	0	0	0	0	0	0	0
17:00	0				0	0	0	0	0	0	0	0	0	0	0	0	0
18:00	0				0	0	0	0	0	0	0	0	0	0	0	0	0
19:00	0				0	0	0	0	0	0	0	0	0	0	0	0	0
20:00	0				0	0	0	0	0	0	0	0	0	0	0	0	0
21:00	0				0	0	0	0	0	0	0	0	0	0	0	0	0
22:00	0				0	0	0	0	0	0	0	0	0	0	0	0	0
23:00	0				0	0	0	0	0	0	0	0	0	0	0	0	0
Total																	
12H(7-19)	15	14	10	3	8	5	2	0	0	0	0	0	0	0	0	0	0
16H(6-22)	20	14	11	3	9	8	3	0	0	0	0	0	0	0	0	0	0
18H(6-24)	20	14	11	3	9	8	3	0	0	0	0	0	0	0	0	0	0
24H(0-24)	23	14	11	3	9	11	3	0	0	0	0	0	0	0	0	0	0
AM Peak	06:00	-	06:00	-	07:00	06:00	06:00	-	-	-	-	-	-	-	-	-	-
	5	0	13	0	2	3	1	0	0	0	0	0	0	0	0	0	0
PM Peak	13:00	-	16:00	-	16:00	13:00	16:00	-	-	-	-	-	-	-	-	-	-
	5	0	13	0	1	3	1	0	0	0	0	0	0	0	0	0	0

Site No. 6416 64.98716 Site Ref. 641601

Speed Report (Speed Limit 20 Mph)

25 Nov 2023

Channel: Westbound

	Total Volume	85th Percentile	Mean Average	Standard Deviation	Bin 1 <10Mph	Bin 2 10-<15	Bin 3 15-<20	Bin 4 20-<25	Bin 5 25-<30	Bin 6 30-<35	Bin 7 35-<40	Bin 8 40-<45	Bin 9 45-<50	Bin 10 50-<55	Bin 11 55-<60	Bin 12 60-<65	Bin 13 =>65
00:00	0				0	0	0	0	0	0	0	0	0	0	0	0	0
01:00	0				0	0	0	0	0	0	0	0	0	0	0	0	0
02:00	0				0	0	0	0	0	0	0	0	0	0	0	0	0
03:00	0				0	0	0	0	0	0	0	0	0	0	0	0	0
04:00	0				0	0	0	0	0	0	0	0	0	0	0	0	0
05:00	2		10		1	1	0	0	0	0	0	0	0	0	0	0	0
06:00	2		13		0	2	0	0	0	0	0	0	0	0	0	0	0
07:00	1		8		1	0	0	0	0	0	0	0	0	0	0	0	0
08:00	0				0	0	0	0	0	0	0	0	0	0	0	0	0
09:00	0				0	0	0	0	0	0	0	0	0	0	0	0	0
10:00	2		8		2	0	0	0	0	0	0	0	0	0	0	0	0
11:00	0				0	0	0	0	0	0	0	0	0	0	0	0	0
12:00	4		10		2	2	0	0	0	0	0	0	0	0	0	0	0
13:00	1		12		0	1	0	0	0	0	0	0	0	0	0	0	0
14:00	2		8		2	0	0	0	0	0	0	0	0	0	0	0	0
15:00	3		11		1	2	0	0	0	0	0	0	0	0	0	0	0
16:00	2		8		2	0	0	0	0	0	0	0	0	0	0	0	0
17:00	1		12		0	1	0	0	0	0	0	0	0	0	0	0	0
18:00	0				0	0	0	0	0	0	0	0	0	0	0	0	0
19:00	0				0	0	0	0	0	0	0	0	0	0	0	0	0
20:00	0				0	0	0	0	0	0	0	0	0	0	0	0	0
21:00	0				0	0	0	0	0	0	0	0	0	0	0	0	0
22:00	0				0	0	0	0	0	0	0	0	0	0	0	0	0
23:00	0				0	0	0	0	0	0	0	0	0	0	0	0	0
Total																	
12H(7-19)	16	12	9	3	10	6	0	0	0	0	0	0	0	0	0	0	0
16H(6-22)	18	13	10	3	10	8	0	0	0	0	0	0	0	0	0	0	0
18H(6-24)	18	13	10	3	10	8	0	0	0	0	0	0	0	0	0	0	0
24H(0-24)	20	13	10	3	11	9	0	0	0	0	0	0	0	0	0	0	0
AM Peak	10:00	-	06:00	-	10:00	06:00	-	-	-	-	-	-	-	-	-	-	-
	2	0	13	0	2	2	0	0	0	0	0	0	0	0	0	0	0
PM Peak	12:00	-	17:00	-	16:00	15:00	-	-	-	-	-	-	-	-	-	-	-
	4	0	12	0	2	2	0	0	0	0	0	0	0	0	0	0	0

Site No. 6416

Site Ref. 641601

Speed Report (Speed Limit 20 Mph)

25 Nov 2023

Channel: Total Flow

	Total Volume	85th Percentile	Mean Average	Standard Deviation	Bin 1 <10Mph	Bin 2 10-<15	Bin 3 15-<20	Bin 4 20-<25	Bin 5 25-<30	Bin 6 30-<35	Bin 7 35-<40	Bin 8 40-<45	Bin 9 45-<50	Bin 10 50-<55	Bin 11 55-<60	Bin 12 60-<65	Bin 13 =>65
00:00	0				0	0	0	0	0	0	0	0	0	0	0	0	0
01:00	0				0	0	0	0	0	0	0	0	0	0	0	0	0
02:00	0				0	0	0	0	0	0	0	0	0	0	0	0	0
03:00	0				0	0	0	0	0	0	0	0	0	0	0	0	0
04:00	0				0	0	0	0	0	0	0	0	0	0	0	0	0
05:00	5		12		1	4	0	0	0	0	0	0	0	0	0	0	0
06:00	7		13		1	5	1	0	0	0	0	0	0	0	0	0	0
07:00	3		7		3	0	0	0	0	0	0	0	0	0	0	0	0
08:00	0				0	0	0	0	0	0	0	0	0	0	0	0	0
09:00	2		10		1	1	0	0	0	0	0	0	0	0	0	0	0
10:00	3		9		2	1	0	0	0	0	0	0	0	0	0	0	0
11:00	1		8		1	0	0	0	0	0	0	0	0	0	0	0	0
12:00	5		9		3	2	0	0	0	0	0	0	0	0	0	0	0
13:00	6		13		1	4	1	0	0	0	0	0	0	0	0	0	0
14:00	3		7		3	0	0	0	0	0	0	0	0	0	0	0	0
15:00	3		11		1	2	0	0	0	0	0	0	0	0	0	0	0
16:00	4		10		3	0	1	0	0	0	0	0	0	0	0	0	0
17:00	1		12		0	1	0	0	0	0	0	0	0	0	0	0	0
18:00	0				0	0	0	0	0	0	0	0	0	0	0	0	0
19:00	0				0	0	0	0	0	0	0	0	0	0	0	0	0
20:00	0				0	0	0	0	0	0	0	0	0	0	0	0	0
21:00	0				0	0	0	0	0	0	0	0	0	0	0	0	0
22:00	0				0	0	0	0	0	0	0	0	0	0	0	0	0
23:00	0				0	0	0	0	0	0	0	0	0	0	0	0	0
Total																	
12H(7-19)	31	13	10	3	18	11	2	0	0	0	0	0	0	0	0	0	0
16H(6-22)	38	14	10	4	19	16	3	0	0	0	0	0	0	0	0	0	0
18H(6-24)	38	14	10	4	19	16	3	0	0	0	0	0	0	0	0	0	0
24H(0-24)	43	14	11	3	20	20	3	0	0	0	0	0	0	0	0	0	0
AM Peak	06:00	-	06:00	-	07:00	06:00	06:00	-	-	-	-	-	-	-	-	-	-
	7	0	13	0	3	5	1	0	0	0	0	0	0	0	0	0	0
PM Peak	13:00	-	13:00	-	16:00	13:00	16:00	-	-	-	-	-	-	-	-	-	-
	6	0	13	0	3	4	1	0	0	0	0	0	0	0	0	0	0



Access Road, Wormegay ATC 1

Site Ref. 6416

Site No. 641601

Speed Report (Speed Limit 20 Mph)

26 Nov 2023

Channel: Eastbound

	Total Volume	85th Percentile	Mean Average	Standard Deviation	Bin 1 <10Mph	Bin 2 10-<15	Bin 3 15-<20	Bin 4 20-<25	Bin 5 25-<30	Bin 6 30-<35	Bin 7 35-<40	Bin 8 40-<45	Bin 9 45-<50	Bin 10 50-<55	Bin 11 55-<60	Bin 12 60-<65	Bin 13 ≥65
00:00	0				0	0	0	0	0	0	0	0	0	0	0	0	0
01:00	0				0	0	0	0	0	0	0	0	0	0	0	0	0
02:00	0				0	0	0	0	0	0	0	0	0	0	0	0	0
03:00	0				0	0	0	0	0	0	0	0	0	0	0	0	0
04:00	0				0	0	0	0	0	0	0	0	0	0	0	0	0
05:00	0				0	0	0	0	0	0	0	0	0	0	0	0	0
06:00	0				0	0	0	0	0	0	0	0	0	0	0	0	0
07:00	0				0	0	0	0	0	0	0	0	0	0	0	0	0
08:00	0				0	0	0	0	0	0	0	0	0	0	0	0	0
09:00	0				0	0	0	0	0	0	0	0	0	0	0	0	0
10:00	2		8		2	0	0	0	0	0	0	0	0	0	0	0	0
11:00	0				0	0	0	0	0	0	0	0	0	0	0	0	0
12:00	2		8		2	0	0	0	0	0	0	0	0	0	0	0	0
13:00	3		13		0	3	0	0	0	0	0	0	0	0	0	0	0
14:00	0				0	0	0	0	0	0	0	0	0	0	0	0	0
15:00	0				0	0	0	0	0	0	0	0	0	0	0	0	0
16:00	2		10		1	1	0	0	0	0	0	0	0	0	0	0	0
17:00	0				0	0	0	0	0	0	0	0	0	0	0	0	0
18:00	0				0	0	0	0	0	0	0	0	0	0	0	0	0
19:00	0				0	0	0	0	0	0	0	0	0	0	0	0	0
20:00	0				0	0	0	0	0	0	0	0	0	0	0	0	0
21:00	0				0	0	0	0	0	0	0	0	0	0	0	0	0
22:00	0				0	0	0	0	0	0	0	0	0	0	0	0	0
23:00	0				0	0	0	0	0	0	0	0	0	0	0	0	0
Total																	
12H(7-19)	9		10		5	4	0	0	0	0	0	0	0	0	0	0	0
16H(6-22)	9		10		5	4	0	0	0	0	0	0	0	0	0	0	0
18H(6-24)	9		10		5	4	0	0	0	0	0	0	0	0	0	0	0
24H(0-24)	9		10		5	4	0	0	0	0	0	0	0	0	0	0	0
AM Peak	10:00	-	10:00	-	10:00	-	-	-	-	-	-	-	-	-	-	-	-
	2	0	8	0	2	0	0	0	0	0	0	0	0	0	0	0	0
PM Peak	13:00	-	13:00	-	12:00	13:00	-	-	-	-	-	-	-	-	-	-	-
	3	0	13	0	2	3	0	0	0	0	0	0	0	0	0	0	0

Site No. 6416

Site Ref. 641601

Speed Report (Speed Limit 20 Mph)

26 Nov 2023

Channel: Westbound

	Total Volume	85th Percentile	Mean Average	Standard Deviation	Bin 1 <10Mph	Bin 2 10-<15	Bin 3 15-<20	Bin 4 20-<25	Bin 5 25-<30	Bin 6 30-<35	Bin 7 35-<40	Bin 8 40-<45	Bin 9 45-<50	Bin 10 50-<55	Bin 11 55-<60	Bin 12 60-<65	Bin 13 =>65
00:00	0				0	0	0	0	0	0	0	0	0	0	0	0	0
01:00	0				0	0	0	0	0	0	0	0	0	0	0	0	0
02:00	0				0	0	0	0	0	0	0	0	0	0	0	0	0
03:00	0				0	0	0	0	0	0	0	0	0	0	0	0	0
04:00	0				0	0	0	0	0	0	0	0	0	0	0	0	0
05:00	0				0	0	0	0	0	0	0	0	0	0	0	0	0
06:00	0				0	0	0	0	0	0	0	0	0	0	0	0	0
07:00	0				0	0	0	0	0	0	0	0	0	0	0	0	0
08:00	0				0	0	0	0	0	0	0	0	0	0	0	0	0
09:00	0				0	0	0	0	0	0	0	0	0	0	0	0	0
10:00	0				0	0	0	0	0	0	0	0	0	0	0	0	0
11:00	2		10		1	1	0	0	0	0	0	0	0	0	0	0	0
12:00	0				0	0	0	0	0	0	0	0	0	0	0	0	0
13:00	2		10		1	1	0	0	0	0	0	0	0	0	0	0	0
14:00	0				0	0	0	0	0	0	0	0	0	0	0	0	0
15:00	0				0	0	0	0	0	0	0	0	0	0	0	0	0
16:00	2		10		1	1	0	0	0	0	0	0	0	0	0	0	0
17:00	0				0	0	0	0	0	0	0	0	0	0	0	0	0
18:00	0				0	0	0	0	0	0	0	0	0	0	0	0	0
19:00	0				0	0	0	0	0	0	0	0	0	0	0	0	0
20:00	0				0	0	0	0	0	0	0	0	0	0	0	0	0
21:00	0				0	0	0	0	0	0	0	0	0	0	0	0	0
22:00	0				0	0	0	0	0	0	0	0	0	0	0	0	0
23:00	0				0	0	0	0	0	0	0	0	0	0	0	0	0
Total																	
12H(7-19)	6		10		3	3	0	0	0	0	0	0	0	0	0	0	0
16H(6-22)	6		10		3	3	0	0	0	0	0	0	0	0	0	0	0
18H(6-24)	6		10		3	3	0	0	0	0	0	0	0	0	0	0	0
24H(0-24)	6		10		3	3	0	0	0	0	0	0	0	0	0	0	0
AM Peak	11:00	-	11:00	-	11:00	11:00	-	-	-	-	-	-	-	-	-	-	-
	2	0	10	0	1	1	0	0	0	0	0	0	0	0	0	0	0
PM Peak	16:00	-	16:00	-	16:00	16:00	-	-	-	-	-	-	-	-	-	-	-
	2	0	10	0	1	1	0	0	0	0	0	0	0	0	0	0	0

Site No. 6416

Site Ref. 641601

Speed Report (Speed Limit 20 Mph)

26 Nov 2023

Channel: Total Flow

	Total Volume	85th Percentile	Mean Average	Standard Deviation	Bin 1 <10Mph	Bin 2 10-<15	Bin 3 15-<20	Bin 4 20-<25	Bin 5 25-<30	Bin 6 30-<35	Bin 7 35-<40	Bin 8 40-<45	Bin 9 45-<50	Bin 10 50-<55	Bin 11 55-<60	Bin 12 60-<65	Bin 13 =>65
00:00	0				0	0	0	0	0	0	0	0	0	0	0	0	0
01:00	0				0	0	0	0	0	0	0	0	0	0	0	0	0
02:00	0				0	0	0	0	0	0	0	0	0	0	0	0	0
03:00	0				0	0	0	0	0	0	0	0	0	0	0	0	0
04:00	0				0	0	0	0	0	0	0	0	0	0	0	0	0
05:00	0				0	0	0	0	0	0	0	0	0	0	0	0	0
06:00	0				0	0	0	0	0	0	0	0	0	0	0	0	0
07:00	0				0	0	0	0	0	0	0	0	0	0	0	0	0
08:00	0				0	0	0	0	0	0	0	0	0	0	0	0	0
09:00	0				0	0	0	0	0	0	0	0	0	0	0	0	0
10:00	2		8		2	0	0	0	0	0	0	0	0	0	0	0	0
11:00	2		10		1	1	0	0	0	0	0	0	0	0	0	0	0
12:00	2		8		2	0	0	0	0	0	0	0	0	0	0	0	0
13:00	5		12		1	4	0	0	0	0	0	0	0	0	0	0	0
14:00	0				0	0	0	0	0	0	0	0	0	0	0	0	0
15:00	0				0	0	0	0	0	0	0	0	0	0	0	0	0
16:00	4		10		2	2	0	0	0	0	0	0	0	0	0	0	0
17:00	0				0	0	0	0	0	0	0	0	0	0	0	0	0
18:00	0				0	0	0	0	0	0	0	0	0	0	0	0	0
19:00	0				0	0	0	0	0	0	0	0	0	0	0	0	0
20:00	0				0	0	0	0	0	0	0	0	0	0	0	0	0
21:00	0				0	0	0	0	0	0	0	0	0	0	0	0	0
22:00	0				0	0	0	0	0	0	0	0	0	0	0	0	0
23:00	0				0	0	0	0	0	0	0	0	0	0	0	0	0
Total																	
12H(7-19)	15	13	10	3	8	7	0	0	0	0	0	0	0	0	0	0	0
16H(6-22)	15	13	10	3	8	7	0	0	0	0	0	0	0	0	0	0	0
18H(6-24)	15	13	10	3	8	7	0	0	0	0	0	0	0	0	0	0	0
24H(0-24)	15	13	10	3	8	7	0	0	0	0	0	0	0	0	0	0	0
AM Peak	11:00	-	11:00	-	10:00	11:00	-	-	-	-	-	-	-	-	-	-	-
	2	0	10	0	2	1	0	0	0	0	0	0	0	0	0	0	0
PM Peak	13:00	-	13:00	-	16:00	13:00	-	-	-	-	-	-	-	-	-	-	-
	5	0	12	0	2	4	0	0	0	0	0	0	0	0	0	0	0



Access Road, Wormegay ATC 1

Site Ref. 6416

Site No. 641601

Speed Report (Speed Limit 20 Mph)

27 Nov 2023

Channel: Eastbound

	Total Volume	85th Percentile	Mean Average	Standard Deviation	Bin 1 <10Mph	Bin 2 10-<15	Bin 3 15-<20	Bin 4 20-<25	Bin 5 25-<30	Bin 6 30-<35	Bin 7 35-<40	Bin 8 40-<45	Bin 9 45-<50	Bin 10 50-<55	Bin 11 55-<60	Bin 12 60-<65	Bin 13 ≥65
00:00	0				0	0	0	0	0	0	0	0	0	0	0	0	0
01:00	0				0	0	0	0	0	0	0	0	0	0	0	0	0
02:00	0				0	0	0	0	0	0	0	0	0	0	0	0	0
03:00	0				0	0	0	0	0	0	0	0	0	0	0	0	0
04:00	0				0	0	0	0	0	0	0	0	0	0	0	0	0
05:00	3		9		2	1	0	0	0	0	0	0	0	0	0	0	0
06:00	6		11		3	2	1	0	0	0	0	0	0	0	0	0	0
07:00	3		7		3	0	0	0	0	0	0	0	0	0	0	0	0
08:00	1		8		1	0	0	0	0	0	0	0	0	0	0	0	0
09:00	1		8		1	0	0	0	0	0	0	0	0	0	0	0	0
10:00	0				0	0	0	0	0	0	0	0	0	0	0	0	0
11:00	6		9		5	0	1	0	0	0	0	0	0	0	0	0	0
12:00	1		8		1	0	0	0	0	0	0	0	0	0	0	0	0
13:00	7		7		7	0	0	0	0	0	0	0	0	0	0	0	0
14:00	1		8		1	0	0	0	0	0	0	0	0	0	0	0	0
15:00	1		12		0	1	0	0	0	0	0	0	0	0	0	0	0
16:00	3		9		2	1	0	0	0	0	0	0	0	0	0	0	0
17:00	1		12		0	1	0	0	0	0	0	0	0	0	0	0	0
18:00	0				0	0	0	0	0	0	0	0	0	0	0	0	0
19:00	0				0	0	0	0	0	0	0	0	0	0	0	0	0
20:00	0				0	0	0	0	0	0	0	0	0	0	0	0	0
21:00	0				0	0	0	0	0	0	0	0	0	0	0	0	0
22:00	0				0	0	0	0	0	0	0	0	0	0	0	0	0
23:00	0				0	0	0	0	0	0	0	0	0	0	0	0	0
Total																	
12H(7-19)	25	10	9	1	21	3	1	0	0	0	0	0	0	0	0	0	0
16H(6-22)	31	11	9	2	24	5	2	0	0	0	0	0	0	0	0	0	0
18H(6-24)	31	11	9	2	24	5	2	0	0	0	0	0	0	0	0	0	0
24H(0-24)	34	12	9	3	26	6	2	0	0	0	0	0	0	0	0	0	0
AM Peak	11:00	-	06:00	-	11:00	06:00	11:00	-	-	-	-	-	-	-	-	-	-
	6	0	11	0	5	2	1	0	0	0	0	0	0	0	0	0	0
PM Peak	13:00	-	17:00	-	13:00	17:00	-	-	-	-	-	-	-	-	-	-	-
	7	0	12	0	7	1	0	0	0	0	0	0	0	0	0	0	0

Site No. 6416

Site Ref. 641601

Speed Report (Speed Limit 20 Mph)

27 Nov 2023

Channel: Westbound

	Total Volume	85th Percentile	Mean Average	Standard Deviation	Bin 1 <10Mph	Bin 2 10~<15	Bin 3 15~<20	Bin 4 20~<25	Bin 5 25~<30	Bin 6 30~<35	Bin 7 35~<40	Bin 8 40~<45	Bin 9 45~<50	Bin 10 50~<55	Bin 11 55~<60	Bin 12 60~<65	Bin 13 =>65
00:00	0				0	0	0	0	0	0	0	0	0	0	0	0	0
01:00	0				0	0	0	0	0	0	0	0	0	0	0	0	0
02:00	0				0	0	0	0	0	0	0	0	0	0	0	0	0
03:00	0				0	0	0	0	0	0	0	0	0	0	0	0	0
04:00	0				0	0	0	0	0	0	0	0	0	0	0	0	0
05:00	1		12		0	1	0	0	0	0	0	0	0	0	0	0	0
06:00	3		13		0	3	0	0	0	0	0	0	0	0	0	0	0
07:00	0				0	0	0	0	0	0	0	0	0	0	0	0	0
08:00	0				0	0	0	0	0	0	0	0	0	0	0	0	0
09:00	1		8		1	0	0	0	0	0	0	0	0	0	0	0	0
10:00	0				0	0	0	0	0	0	0	0	0	0	0	0	0
11:00	3		9		2	1	0	0	0	0	0	0	0	0	0	0	0
12:00	1		8		1	0	0	0	0	0	0	0	0	0	0	0	0
13:00	5		8		4	1	0	0	0	0	0	0	0	0	0	0	0
14:00	2		10		1	1	0	0	0	0	0	0	0	0	0	0	0
15:00	5		9		3	2	0	0	0	0	0	0	0	0	0	0	0
16:00	3		7		3	0	0	0	0	0	0	0	0	0	0	0	0
17:00	0				0	0	0	0	0	0	0	0	0	0	0	0	0
18:00	0				0	0	0	0	0	0	0	0	0	0	0	0	0
19:00	0				0	0	0	0	0	0	0	0	0	0	0	0	0
20:00	0				0	0	0	0	0	0	0	0	0	0	0	0	0
21:00	0				0	0	0	0	0	0	0	0	0	0	0	0	0
22:00	0				0	0	0	0	0	0	0	0	0	0	0	0	0
23:00	0				0	0	0	0	0	0	0	0	0	0	0	0	0
Total																	
12H(7-19)	20	11	9	2	15	5	0	0	0	0	0	0	0	0	0	0	0
16H(6-22)	23	12	9	3	15	8	0	0	0	0	0	0	0	0	0	0	0
18H(6-24)	23	12	9	3	15	8	0	0	0	0	0	0	0	0	0	0	0
24H(0-24)	24	13	9	3	15	9	0	0	0	0	0	0	0	0	0	0	0
AM Peak	11:00 3	- 0	06:00 13	- 0	11:00 2	06:00 3	- 0	- 0	- 0	- 0	- 0	- 0	- 0	- 0	- 0	- 0	- 0
PM Peak	15:00 5	- 0	14:00 10	- 0	13:00 4	15:00 2	- 0	- 0	- 0	- 0	- 0	- 0	- 0	- 0	- 0	- 0	- 0

Site No. 6416

Site Ref. 641601

Speed Report (Speed Limit 20 Mph)

27 Nov 2023

Channel: Total Flow

	Total Volume	85th Percentile	Mean Average	Standard Deviation	Bin 1 <10Mph	Bin 2 10-<15	Bin 3 15-<20	Bin 4 20-<25	Bin 5 25-<30	Bin 6 30-<35	Bin 7 35-<40	Bin 8 40-<45	Bin 9 45-<50	Bin 10 50-<55	Bin 11 55-<60	Bin 12 60-<65	Bin 13 =>65
00:00	0				0	0	0	0	0	0	0	0	0	0	0	0	0
01:00	0				0	0	0	0	0	0	0	0	0	0	0	0	0
02:00	0				0	0	0	0	0	0	0	0	0	0	0	0	0
03:00	0				0	0	0	0	0	0	0	0	0	0	0	0	0
04:00	0				0	0	0	0	0	0	0	0	0	0	0	0	0
05:00	4		10		2	2	0	0	0	0	0	0	0	0	0	0	0
06:00	9		11		3	5	1	0	0	0	0	0	0	0	0	0	0
07:00	3		7		3	0	0	0	0	0	0	0	0	0	0	0	0
08:00	1		8		1	0	0	0	0	0	0	0	0	0	0	0	0
09:00	2		8		2	0	0	0	0	0	0	0	0	0	0	0	0
10:00	0				0	0	0	0	0	0	0	0	0	0	0	0	0
11:00	9		9		7	1	1	0	0	0	0	0	0	0	0	0	0
12:00	2		8		2	0	0	0	0	0	0	0	0	0	0	0	0
13:00	12	9	8	1	11	1	0	0	0	0	0	0	0	0	0	0	0
14:00	3		9		2	1	0	0	0	0	0	0	0	0	0	0	0
15:00	6		10		3	3	0	0	0	0	0	0	0	0	0	0	0
16:00	6		8		5	1	0	0	0	0	0	0	0	0	0	0	0
17:00	1		12		0	1	0	0	0	0	0	0	0	0	0	0	0
18:00	0				0	0	0	0	0	0	0	0	0	0	0	0	0
19:00	0				0	0	0	0	0	0	0	0	0	0	0	0	0
20:00	0				0	0	0	0	0	0	0	0	0	0	0	0	0
21:00	0				0	0	0	0	0	0	0	0	0	0	0	0	0
22:00	0				0	0	0	0	0	0	0	0	0	0	0	0	0
23:00	0				0	0	0	0	0	0	0	0	0	0	0	0	0
Total																	
12H(7-19)	45	11	9	2	36	8	1	0	0	0	0	0	0	0	0	0	0
16H(6-22)	54	12	9	3	39	13	2	0	0	0	0	0	0	0	0	0	0
18H(6-24)	54	12	9	3	39	13	2	0	0	0	0	0	0	0	0	0	0
24H(0-24)	58	13	9	3	41	15	2	0	0	0	0	0	0	0	0	0	0
AM Peak	11:00	-	06:00	-	11:00	06:00	11:00	-	-	-	-	-	-	-	-	-	-
	9	0	11	0	7	5	1	0	0	0	0	0	0	0	0	0	0
PM Peak	13:00	13:00	17:00	13:00	13:00	15:00	-	-	-	-	-	-	-	-	-	-	-
	12	9	12	1	11	3	0	0	0	0	0	0	0	0	0	0	0

	Total Volume	85th Percentile	Mean Average	Standard Deviation	Bin 1 <10Mph	Bin 2 10-<15	Bin 3 15-<20	Bin 4 20-<25	Bin 5 25-<30	Bin 6 30-<35	Bin 7 35-<40	Bin 8 40-<45	Bin 9 45-<50	Bin 10 50-<55	Bin 11 55-<60	Bin 12 60-<65	Bin 13 ≥65
00:00	0				0	0	0	0	0	0	0	0	0	0	0	0	0
01:00	0				0	0	0	0	0	0	0	0	0	0	0	0	0
02:00	0				0	0	0	0	0	0	0	0	0	0	0	0	0
03:00	0				0	0	0	0	0	0	0	0	0	0	0	0	0
04:00	0				0	0	0	0	0	0	0	0	0	0	0	0	0
05:00	4		13		1	2	1	0	0	0	0	0	0	0	0	0	0
06:00	8		10		4	4	0	0	0	0	0	0	0	0	0	0	0
07:00	2		10		1	1	0	0	0	0	0	0	0	0	0	0	0
08:00	3		9		2	1	0	0	0	0	0	0	0	0	0	0	0
09:00	3		9		2	1	0	0	0	0	0	0	0	0	0	0	0
10:00	2		13		0	2	0	0	0	0	0	0	0	0	0	0	0
11:00	2		13		0	2	0	0	0	0	0	0	0	0	0	0	0
12:00	1		8		1	0	0	0	0	0	0	0	0	0	0	0	0
13:00	6		8		5	1	0	0	0	0	0	0	0	0	0	0	0
14:00	1		8		1	0	0	0	0	0	0	0	0	0	0	0	0
15:00	6		8		5	1	0	0	0	0	0	0	0	0	0	0	0
16:00	5		10		3	1	1	0	0	0	0	0	0	0	0	0	0
17:00	0				0	0	0	0	0	0	0	0	0	0	0	0	0
18:00	0				0	0	0	0	0	0	0	0	0	0	0	0	0
19:00	0				0	0	0	0	0	0	0	0	0	0	0	0	0
20:00	1		12		0	1	0	0	0	0	0	0	0	0	0	0	0
21:00	0				0	0	0	0	0	0	0	0	0	0	0	0	0
22:00	1		12		0	1	0	0	0	0	0	0	0	0	0	0	0
23:00	0				0	0	0	0	0	0	0	0	0	0	0	0	0
Total																	
12H(7-19)	31	13	9	3	20	10	1	0	0	0	0	0	0	0	0	0	0
16H(6-22)	40	13	10	3	24	15	1	0	0	0	0	0	0	0	0	0	0
18H(6-24)	41	13	10	3	24	16	1	0	0	0	0	0	0	0	0	0	0
24H(0-24)	45	14	10	4	25	18	2	0	0	0	0	0	0	0	0	0	0
AM Peak	06:00	-	05:00	-	06:00	06:00	05:00	-	-	-	-	-	-	-	-	-	-
	8	0	13	0	4	4	1	0	0	0	0	0	0	0	0	0	0
PM Peak	15:00	-	22:00	-	15:00	22:00	16:00	-	-	-	-	-	-	-	-	-	-
	6	0	12	0	5	1	1	0	0	0	0	0	0	0	0	0	0

Site No. 6416 64.98716 Site Ref. 641601

Speed Report (Speed Limit 20 Mph)

28 Nov 2023

Channel: Westbound

	Total Volume	85th Percentile	Mean Average	Standard Deviation	Bin 1 <10Mph	Bin 2 10~<15	Bin 3 15~<20	Bin 4 20~<25	Bin 5 25~<30	Bin 6 30~<35	Bin 7 35~<40	Bin 8 40~<45	Bin 9 45~<50	Bin 10 50~<55	Bin 11 55~<60	Bin 12 60~<65	Bin 13 =>65
00:00	0				0	0	0	0	0	0	0	0	0	0	0	0	0
01:00	0				0	0	0	0	0	0	0	0	0	0	0	0	0
02:00	0				0	0	0	0	0	0	0	0	0	0	0	0	0
03:00	0				0	0	0	0	0	0	0	0	0	0	0	0	0
04:00	0				0	0	0	0	0	0	0	0	0	0	0	0	0
05:00	2		13		0	2	0	0	0	0	0	0	0	0	0	0	0
06:00	2		13		0	2	0	0	0	0	0	0	0	0	0	0	0
07:00	1		12		0	1	0	0	0	0	0	0	0	0	0	0	0
08:00	1		8		1	0	0	0	0	0	0	0	0	0	0	0	0
09:00	4		8		4	0	0	0	0	0	0	0	0	0	0	0	0
10:00	3		7		3	0	0	0	0	0	0	0	0	0	0	0	0
11:00	3		7		3	0	0	0	0	0	0	0	0	0	0	0	0
12:00	2		8		2	0	0	0	0	0	0	0	0	0	0	0	0
13:00	4		8		4	0	0	0	0	0	0	0	0	0	0	0	0
14:00	2		10		1	1	0	0	0	0	0	0	0	0	0	0	0
15:00	13	10	8	1	11	2	0	0	0	0	0	0	0	0	0	0	0
16:00	3		7		3	0	0	0	0	0	0	0	0	0	0	0	0
17:00	1		8		1	0	0	0	0	0	0	0	0	0	0	0	0
18:00	0				0	0	0	0	0	0	0	0	0	0	0	0	0
19:00	0				0	0	0	0	0	0	0	0	0	0	0	0	0
20:00	1		8		1	0	0	0	0	0	0	0	0	0	0	0	0
21:00	0				0	0	0	0	0	0	0	0	0	0	0	0	0
22:00	0				0	0	0	0	0	0	0	0	0	0	0	0	0
23:00	0				0	0	0	0	0	0	0	0	0	0	0	0	0
Total																	
12H(7-19)	37	10	8	2	33	4	0	0	0	0	0	0	0	0	0	0	0
16H(6-22)	40	10	8	2	34	6	0	0	0	0	0	0	0	0	0	0	0
18H(6-24)	40	10	8	2	34	6	0	0	0	0	0	0	0	0	0	0	0
24H(0-24)	42	11	8	2	34	8	0	0	0	0	0	0	0	0	0	0	0
AM Peak	09:00	-	06:00	-	09:00	06:00	-	-	-	-	-	-	-	-	-	-	-
	4	0	13	0	4	2	0	0	0	0	0	0	0	0	0	0	0
PM Peak	15:00	15:00	14:00	15:00	15:00	15:00	-	-	-	-	-	-	-	-	-	-	-
	13	10	10	1	11	2	0	0	0	0	0	0	0	0	0	0	0

Site No. 6416

Site Ref. 641601

Speed Report (Speed Limit 20 Mph)

28 Nov 2023

Channel: Total Flow

	Total Volume	85th Percentile	Mean Average	Standard Deviation	Bin 1 <10Mph	Bin 2 10-<15	Bin 3 15-<20	Bin 4 20-<25	Bin 5 25-<30	Bin 6 30-<35	Bin 7 35-<40	Bin 8 40-<45	Bin 9 45-<50	Bin 10 50-<55	Bin 11 55-<60	Bin 12 60-<65	Bin 13 =>65
00:00	0				0	0	0	0	0	0	0	0	0	0	0	0	0
01:00	0				0	0	0	0	0	0	0	0	0	0	0	0	0
02:00	0				0	0	0	0	0	0	0	0	0	0	0	0	0
03:00	0				0	0	0	0	0	0	0	0	0	0	0	0	0
04:00	0				0	0	0	0	0	0	0	0	0	0	0	0	0
05:00	6		13		1	4	1	0	0	0	0	0	0	0	0	0	0
06:00	10	13	11	3	4	6	0	0	0	0	0	0	0	0	0	0	0
07:00	3		11		1	2	0	0	0	0	0	0	0	0	0	0	0
08:00	4		9		3	1	0	0	0	0	0	0	0	0	0	0	0
09:00	7		8		6	1	0	0	0	0	0	0	0	0	0	0	0
10:00	5		9		3	2	0	0	0	0	0	0	0	0	0	0	0
11:00	5		9		3	2	0	0	0	0	0	0	0	0	0	0	0
12:00	3		7		3	0	0	0	0	0	0	0	0	0	0	0	0
13:00	10	9	8	1	9	1	0	0	0	0	0	0	0	0	0	0	0
14:00	3		9		2	1	0	0	0	0	0	0	0	0	0	0	0
15:00	19	10	8	1	16	3	0	0	0	0	0	0	0	0	0	0	0
16:00	8		9		6	1	1	0	0	0	0	0	0	0	0	0	0
17:00	1		8		1	0	0	0	0	0	0	0	0	0	0	0	0
18:00	0				0	0	0	0	0	0	0	0	0	0	0	0	0
19:00	0				0	0	0	0	0	0	0	0	0	0	0	0	0
20:00	2		10		1	1	0	0	0	0	0	0	0	0	0	0	0
21:00	0				0	0	0	0	0	0	0	0	0	0	0	0	0
22:00	1		12		0	1	0	0	0	0	0	0	0	0	0	0	0
23:00	0				0	0	0	0	0	0	0	0	0	0	0	0	0
Total																	
12H(7-19)	68	11	9	3	53	14	1	0	0	0	0	0	0	0	0	0	0
16H(6-22)	80	12	9	3	58	21	1	0	0	0	0	0	0	0	0	0	0
18H(6-24)	81	12	9	3	58	22	1	0	0	0	0	0	0	0	0	0	0
24H(0-24)	87	13	9	3	59	26	2	0	0	0	0	0	0	0	0	0	0
AM Peak	06:00	06:00	05:00	06:00	09:00	06:00	05:00	-	-	-	-	-	-	-	-	-	-
	10	13	13	3	6	6	1	0	0	0	0	0	0	0	0	0	0
PM Peak	15:00	15:00	22:00	15:00	15:00	15:00	16:00	-	-	-	-	-	-	-	-	-	-
	19	10	12	1	16	3	1	0	0	0	0	0	0	0	0	0	0



Access Road, Wormegay ATC 1

Site Ref. 6416

Site No. 641601

Speed Report (Speed Limit 20 Mph)

29 Nov 2023

Channel: Eastbound

	Total Volume	85th Percentile	Mean Average	Standard Deviation	Bin 1 <10Mph	Bin 2 10-<15	Bin 3 15-<20	Bin 4 20-<25	Bin 5 25-<30	Bin 6 30-<35	Bin 7 35-<40	Bin 8 40-<45	Bin 9 45-<50	Bin 10 50-<55	Bin 11 55-<60	Bin 12 60-<65	Bin 13 ≥65
00:00	0				0	0	0	0	0	0	0	0	0	0	0	0	0
01:00	0				0	0	0	0	0	0	0	0	0	0	0	0	0
02:00	0				0	0	0	0	0	0	0	0	0	0	0	0	0
03:00	0				0	0	0	0	0	0	0	0	0	0	0	0	0
04:00	0				0	0	0	0	0	0	0	0	0	0	0	0	0
05:00	3		14		0	2	1	0	0	0	0	0	0	0	0	0	0
06:00	8		10		4	4	0	0	0	0	0	0	0	0	0	0	0
07:00	2		10		1	1	0	0	0	0	0	0	0	0	0	0	0
08:00	2		8		2	0	0	0	0	0	0	0	0	0	0	0	0
09:00	3		11		1	2	0	0	0	0	0	0	0	0	0	0	0
10:00	2		10		1	1	0	0	0	0	0	0	0	0	0	0	0
11:00	3		9		2	1	0	0	0	0	0	0	0	0	0	0	0
12:00	2		10		1	1	0	0	0	0	0	0	0	0	0	0	0
13:00	3		9		2	1	0	0	0	0	0	0	0	0	0	0	0
14:00	1		8		1	0	0	0	0	0	0	0	0	0	0	0	0
15:00	3		13		1	1	1	0	0	0	0	0	0	0	0	0	0
16:00	3		9		2	1	0	0	0	0	0	0	0	0	0	0	0
17:00	1		12		0	1	0	0	0	0	0	0	0	0	0	0	0
18:00	0				0	0	0	0	0	0	0	0	0	0	0	0	0
19:00	0				0	0	0	0	0	0	0	0	0	0	0	0	0
20:00	0				0	0	0	0	0	0	0	0	0	0	0	0	0
21:00	0				0	0	0	0	0	0	0	0	0	0	0	0	0
22:00	0				0	0	0	0	0	0	0	0	0	0	0	0	0
23:00	0				0	0	0	0	0	0	0	0	0	0	0	0	0
Total																	
12H(7-19)	25	13	10	3	14	10	1	0	0	0	0	0	0	0	0	0	0
16H(6-22)	33	13	10	3	18	14	1	0	0	0	0	0	0	0	0	0	0
18H(6-24)	33	13	10	3	18	14	1	0	0	0	0	0	0	0	0	0	0
24H(0-24)	36	14	10	3	18	16	2	0	0	0	0	0	0	0	0	0	0
AM Peak	06:00	-	05:00	-	06:00	06:00	05:00	-	-	-	-	-	-	-	-	-	-
	8	0	14	0	4	4	1	0	0	0	0	0	0	0	0	0	0
PM Peak	16:00	-	15:00	-	16:00	17:00	15:00	-	-	-	-	-	-	-	-	-	-
	3	0	13	0	2	1	1	0	0	0	0	0	0	0	0	0	0

Site No. 6416

Site Ref. 641601

Speed Report (Speed Limit 20 Mph)

29 Nov 2023

Channel: Westbound

	Total Volume	85th Percentile	Mean Average	Standard Deviation	Bin 1 <10Mph	Bin 2 10-<15	Bin 3 15-<20	Bin 4 20-<25	Bin 5 25-<30	Bin 6 30-<35	Bin 7 35-<40	Bin 8 40-<45	Bin 9 45-<50	Bin 10 50-<55	Bin 11 55-<60	Bin 12 60-<65	Bin 13 =>65
00:00	0				0	0	0	0	0	0	0	0	0	0	0	0	0
01:00	0				0	0	0	0	0	0	0	0	0	0	0	0	0
02:00	0				0	0	0	0	0	0	0	0	0	0	0	0	0
03:00	0				0	0	0	0	0	0	0	0	0	0	0	0	0
04:00	0				0	0	0	0	0	0	0	0	0	0	0	0	0
05:00	2		13		0	2	0	0	0	0	0	0	0	0	0	0	0
06:00	2		13		0	2	0	0	0	0	0	0	0	0	0	0	0
07:00	3		7		3	0	0	0	0	0	0	0	0	0	0	0	0
08:00	1		8		1	0	0	0	0	0	0	0	0	0	0	0	0
09:00	1		8		1	0	0	0	0	0	0	0	0	0	0	0	0
10:00	3		9		2	1	0	0	0	0	0	0	0	0	0	0	0
11:00	2		10		1	1	0	0	0	0	0	0	0	0	0	0	0
12:00	4		10		2	2	0	0	0	0	0	0	0	0	0	0	0
13:00	0				0	0	0	0	0	0	0	0	0	0	0	0	0
14:00	2		10		1	1	0	0	0	0	0	0	0	0	0	0	0
15:00	5		10		3	1	1	0	0	0	0	0	0	0	0	0	0
16:00	2		8		2	0	0	0	0	0	0	0	0	0	0	0	0
17:00	0				0	0	0	0	0	0	0	0	0	0	0	0	0
18:00	1		8		1	0	0	0	0	0	0	0	0	0	0	0	0
19:00	0				0	0	0	0	0	0	0	0	0	0	0	0	0
20:00	0				0	0	0	0	0	0	0	0	0	0	0	0	0
21:00	0				0	0	0	0	0	0	0	0	0	0	0	0	0
22:00	0				0	0	0	0	0	0	0	0	0	0	0	0	0
23:00	0				0	0	0	0	0	0	0	0	0	0	0	0	0
Total																	
12H(7-19)	24	12	9	3	17	6	1	0	0	0	0	0	0	0	0	0	0
16H(6-22)	26	13	9	3	17	8	1	0	0	0	0	0	0	0	0	0	0
18H(6-24)	26	13	9	3	17	8	1	0	0	0	0	0	0	0	0	0	0
24H(0-24)	28	13	10	3	17	10	1	0	0	0	0	0	0	0	0	0	0
AM Peak	10:00	-	06:00	-	07:00	06:00	-	-	-	-	-	-	-	-	-	-	-
	3	0	13	0	3	2	0	0	0	0	0	0	0	0	0	0	0
PM Peak	15:00	-	15:00	-	15:00	12:00	15:00	-	-	-	-	-	-	-	-	-	-
	5	0	10	0	3	2	1	0	0	0	0	0	0	0	0	0	0

Site No. 6416

Site Ref. 641601

Speed Report (Speed Limit 20 Mph)

29 Nov 2023

Channel: Total Flow

	Total Volume	85th Percentile	Mean Average	Standard Deviation	Bin 1 <10Mph	Bin 2 10-<15	Bin 3 15-<20	Bin 4 20-<25	Bin 5 25-<30	Bin 6 30-<35	Bin 7 35-<40	Bin 8 40-<45	Bin 9 45-<50	Bin 10 50-<55	Bin 11 55-<60	Bin 12 60-<65	Bin 13 =>65
00:00	0				0	0	0	0	0	0	0	0	0	0	0	0	0
01:00	0				0	0	0	0	0	0	0	0	0	0	0	0	0
02:00	0				0	0	0	0	0	0	0	0	0	0	0	0	0
03:00	0				0	0	0	0	0	0	0	0	0	0	0	0	0
04:00	0				0	0	0	0	0	0	0	0	0	0	0	0	0
05:00	5		14		0	4	1	0	0	0	0	0	0	0	0	0	0
06:00	10	13	11	3	4	6	0	0	0	0	0	0	0	0	0	0	0
07:00	5		8		4	1	0	0	0	0	0	0	0	0	0	0	0
08:00	3		7		3	0	0	0	0	0	0	0	0	0	0	0	0
09:00	4		10		2	2	0	0	0	0	0	0	0	0	0	0	0
10:00	5		9		3	2	0	0	0	0	0	0	0	0	0	0	0
11:00	5		9		3	2	0	0	0	0	0	0	0	0	0	0	0
12:00	6		10		3	3	0	0	0	0	0	0	0	0	0	0	0
13:00	3		9		2	1	0	0	0	0	0	0	0	0	0	0	0
14:00	3		9		2	1	0	0	0	0	0	0	0	0	0	0	0
15:00	8		11		4	2	2	0	0	0	0	0	0	0	0	0	0
16:00	5		8		4	1	0	0	0	0	0	0	0	0	0	0	0
17:00	1		12		0	1	0	0	0	0	0	0	0	0	0	0	0
18:00	1		8		1	0	0	0	0	0	0	0	0	0	0	0	0
19:00	0				0	0	0	0	0	0	0	0	0	0	0	0	0
20:00	0				0	0	0	0	0	0	0	0	0	0	0	0	0
21:00	0				0	0	0	0	0	0	0	0	0	0	0	0	0
22:00	0				0	0	0	0	0	0	0	0	0	0	0	0	0
23:00	0				0	0	0	0	0	0	0	0	0	0	0	0	0
Total																	
12H(7-19)	49	13	10	4	31	16	2	0	0	0	0	0	0	0	0	0	0
16H(6-22)	59	13	10	4	35	22	2	0	0	0	0	0	0	0	0	0	0
18H(6-24)	59	13	10	4	35	22	2	0	0	0	0	0	0	0	0	0	0
24H(0-24)	64	14	10	4	35	26	3	0	0	0	0	0	0	0	0	0	0
AM Peak	06:00	06:00	05:00	06:00	07:00	06:00	05:00	-	-	-	-	-	-	-	-	-	-
	10	13	14	3	4	6	1	0	0	0	0	0	0	0	0	0	0
PM Peak	15:00	-	17:00	-	16:00	12:00	15:00	-	-	-	-	-	-	-	-	-	-
	8	0	12	0	4	3	2	0	0	0	0	0	0	0	0	0	0



Access Road, Wormegay ATC 2

Site No. 6416

Site Ref. 641602

Vehicle Count Report

Week Begin: 23 November 2023

Channel: Eastbound

	Thu Nov 23	Fri Nov 24	Sat Nov 25	Sun Nov 26	Mon Nov 27	Tue Nov 28	Wed Nov 29	5-Day Ave.	7-Day Ave.
00:00	0	0	0	0	0	0	0	0	0
01:00	0	0	0	0	0	0	0	0	0
02:00	0	0	0	0	0	0	0	0	0
03:00	0	0	0	0	0	0	0	0	0
04:00	0	0	0	0	0	0	0	0	0
05:00	1	0	0	0	0	0	0	0	0
06:00	0	1	0	0	3	2	2	2	1
07:00	5	3	1	1	4	6	7	5	4
08:00	1	2	1	1	1	4	4	2	2
09:00	2	2	4	0	6	6	3	4	3
10:00	1	2	1	6	2	4	5	3	3
11:00	2	3	3	2	3	1	2	2	2
12:00	3	2	4	3	4	5	3	3	3
13:00	1	6	2	3	1	4	1	3	3
14:00	14	5	3	0	4	8	9	8	6
15:00	0	5	3	5	2	5	6	4	4
16:00	6	2	1	0	2	4	2	3	2
17:00	5	2	3	7	2	3	3	3	4
18:00	0	0	1	2	0	1	0	0	1
19:00	1	1	1	1	0	3	2	1	1
20:00	0	1	0	0	0	0	0	0	0
21:00	1	0	1	0	1	0	0	0	0
22:00	0	0	0	0	0	1	0	0	0
23:00	0	0	0	0	0	0	0	0	0
Total									
12H(7-19)	40	34	27	30	31	51	45	40	37
16H(6-22)	42	37	29	31	35	56	49	44	40
18H(6-24)	42	37	29	31	35	57	49	44	40
24H(0-24)	43	37	29	31	35	57	49	44	40
AM Peak	07:00 5	11:00 3	09:00 4	10:00 6	09:00 6	09:00 6	07:00 7	07:00 5	07:00 4
PM Peak	14:00 14	13:00 6	12:00 4	17:00 7	14:00 4	14:00 8	14:00 9	14:00 8	14:00 6

Site No. 6416

Site Ref. 641602

Vehicle Count Report

Week Begin: 23 November 2023

Channel: Westbound

	Thu Nov 23	Fri Nov 24	Sat Nov 25	Sun Nov 26	Mon Nov 27	Tue Nov 28	Wed Nov 29	5-Day Ave.	7-Day Ave.
00:00	0	0	0	0	0	0	0	0	0
01:00	0	0	0	0	0	0	0	0	0
02:00	0	0	0	0	0	0	0	0	0
03:00	0	0	0	0	1	0	0	0	0
04:00	0	0	0	0	0	0	0	0	0
05:00	1	0	0	0	0	0	0	0	0
06:00	1	0	0	0	1	1	2	1	1
07:00	4	3	0	0	4	6	4	4	3
08:00	2	2	1	0	2	4	4	3	2
09:00	1	1	1	0	2	3	1	2	1
10:00	1	0	5	3	5	4	4	3	3
11:00	0	2	3	2	3	0	6	2	2
12:00	1	2	0	4	3	2	2	2	2
13:00	4	4	6	1	3	6	1	4	4
14:00	10	5	2	2	1	4	6	5	4
15:00	1	4	6	5	3	10	9	5	5
16:00	7	6	2	2	4	13	10	8	6
17:00	4	2	6	2	3	3	5	3	4
18:00	6	2	0	1	2	0	0	2	2
19:00	0	0	0	1	0	1	0	0	0
20:00	0	0	0	1	0	0	0	0	0
21:00	0	0	0	0	0	0	0	0	0
22:00	0	0	0	0	0	1	0	0	0
23:00	0	0	0	0	0	0	0	0	0
Total									
12H(7-19)	41	33	32	22	35	55	52	43	39
16H(6-22)	42	33	32	24	36	57	54	44	40
18H(6-24)	42	33	32	24	36	58	54	45	40
24H(0-24)	43	33	32	24	37	58	54	45	40
AM Peak	07:00 4	07:00 3	10:00 5	10:00 3	10:00 5	07:00 6	11:00 6	07:00 4	10:00 3
PM Peak	14:00 10	16:00 6	17:00 6	15:00 5	16:00 4	16:00 13	16:00 10	16:00 8	16:00 6

Site No. 6416

Site Ref. 641602

Vehicle Count Report

Week Begin: 23 November 2023

Channel: Total Flow

	Thu Nov 23	Fri Nov 24	Sat Nov 25	Sun Nov 26	Mon Nov 27	Tue Nov 28	Wed Nov 29	5-Day Ave.	7-Day Ave.
00:00	0	0	0	0	0	0	0	0	0
01:00	0	0	0	0	0	0	0	0	0
02:00	0	0	0	0	0	0	0	0	0
03:00	0	0	0	0	1	0	0	0	0
04:00	0	0	0	0	0	0	0	0	0
05:00	2	0	0	0	0	0	0	0	0
06:00	1	1	0	0	4	3	4	3	2
07:00	9	6	1	1	8	12	11	9	7
08:00	3	4	2	1	3	8	8	5	4
09:00	3	3	5	0	8	9	4	5	5
10:00	2	2	6	9	7	8	9	6	6
11:00	2	5	6	4	6	1	8	4	5
12:00	4	4	4	7	7	7	5	5	5
13:00	5	10	8	4	4	10	2	6	6
14:00	24	10	5	2	5	12	15	13	10
15:00	1	9	9	10	5	15	15	9	9
16:00	13	8	3	2	6	17	12	11	9
17:00	9	4	9	9	5	6	8	6	7
18:00	6	2	1	3	2	1	0	2	2
19:00	1	1	1	2	0	4	2	2	2
20:00	0	1	0	1	0	0	0	0	0
21:00	1	0	1	0	1	0	0	0	0
22:00	0	0	0	0	0	2	0	0	0
23:00	0	0	0	0	0	0	0	0	0
Total									
12H(7-19)	81	67	59	52	66	106	97	83	75
16H(6-22)	84	70	61	55	71	113	103	88	80
18H(6-24)	84	70	61	55	71	115	103	89	80
24H(0-24)	86	70	61	55	72	115	103	89	80
AM Peak	07:00 9	07:00 6	11:00 6	10:00 9	09:00 8	07:00 12	07:00 11	07:00 9	07:00 7
PM Peak	14:00 24	14:00 10	17:00 9	15:00 10	12:00 7	16:00 17	15:00 15	14:00 13	14:00 10



Access Road, Wormegay ATC 2

Site No. 6416

Site Ref. 641602

Classification Report

Week Begin: 23 November 2023

Channel: Eastbound

	Total Volume	Bin 1 M/Cycle	Bin 2 Car/Van	Bin 3 LGV	Bin 4 HGV	Bin 5 Bus
Thu 23 Nov	43	0	32	7	4	0
Fri 24 Nov	37	0	26	4	7	0
Sat 25 Nov	29	0	19	4	6	0
Sun 26 Nov	31	0	25	4	2	0
Mon 27 Nov	35	0	21	6	8	0
Tue 28 Nov	57	0	41	9	7	0
Wed 29 Nov	49	0	36	9	4	0
5 Day Ave.	44	0	31	7	6	0
7 Day Ave.	40	0	29	6	5	0

PCC Traffic Information Consultancy Ltd.

Site No. 6416

Site Ref. 641602

Classification Report

Week Begin: 23 November 2023

Channel: Westbound

	Total Volume	Bin 1 M/Cycle	Bin 2 Car/Van	Bin 3 LGV	Bin 4 HGV	Bin 5 Bus
Thu 23 Nov	43	0	31	9	3	0
Fri 24 Nov	33	0	26	2	5	0
Sat 25 Nov	32	0	25	4	3	0
Sun 26 Nov	24	0	20	4	0	0
Mon 27 Nov	37	0	29	5	3	0
Tue 28 Nov	58	1	48	8	1	0
Wed 29 Nov	54	2	41	8	3	0
5 Day Ave.	45	1	35	6	3	0
7 Day Ave.	40	0	31	6	3	0

PCC Traffic Information Consultancy Ltd.

Site No. 6416

Site Ref. 641602

Classification I Site No.

Week Begin: 23 November 2023

Channel: Total Flow

	Total Volume	Bin 1 M/Cycle	Bin 2 Car/Van	Bin 3 LGV	Bin 4 HGV	Bin 5 Bus
Thu 23 Nov	86	0	63	16	7	0
Fri 24 Nov	70	0	52	6	12	0
Sat 25 Nov	61	0	44	8	9	0
Sun 26 Nov	55	0	45	8	2	0
Mon 27 Nov	72	0	50	11	11	0
Tue 28 Nov	115	1	89	17	8	0
Wed 29 Nov	103	2	77	17	7	0
5 Day Ave.	89	1	66	13	9	0
7 Day Ave.	80	0	60	12	8	0

PCC Traffic Information Consultancy Ltd.



Access Road, Wormegay ATC 2

Site No. 6416

Site Ref. 641602

Speed Report (Speed Limit 20 Mph)

Week Begin: 23 November 2023

Channel: Eastbound

	Total Volume	85th Percentile	Mean Average	Standard Deviation	Bin 1 <10Mph	Bin 2 10-<15	Bin 3 15-<20	Bin 4 20-<25	Bin 5 25-<30	Bin 6 30-<35	Bin 7 35-<40	Bin 8 40-<45	Bin 9 45-<50	Bin 10 50-<55	Bin 11 55-<60	Bin 12 60-<65	Bin 13 =>65
Thu 23 Nov	43	19	15	5	8	15	15	4	1	0	0	0	0	0	0	0	0
Fri 24 Nov	37	19	14	5	7	14	12	4	0	0	0	0	0	0	0	0	0
Sat 25 Nov	29	19	14	5	10	6	10	3	0	0	0	0	0	0	0	0	0
Sun 26 Nov	31	18	13	5	8	13	9	1	0	0	0	0	0	0	0	0	0
Mon 27 Nov	35	18	14	4	5	18	10	2	0	0	0	0	0	0	0	0	0
Tue 28 Nov	57	17	12	5	21	22	11	3	0	0	0	0	0	0	0	0	0
Wed 29 Nov	49	19	14	5	12	14	20	3	0	0	0	0	0	0	0	0	0
5 Day Ave.	44	18	14	5	11	17	14	3	0	0	0	0	0	0	0	0	0
7 Day Ave.	40	18	14	5	10	15	12	3	0	0	0	0	0	0	0	0	0

PCC Traffic Information Consultancy Ltd.

Site No. 6416

Site Ref. 641602

Speed Report (Speed Limit 20 Mph)

Week Begin: 23 November 2023

Channel: Westbound

	Total Volume	85th Percentile	Mean Average	Standard Deviation	Bin 1 <10Mph	Bin 2 10-<15	Bin 3 15-<20	Bin 4 20-<25	Bin 5 25-<30	Bin 6 30-<35	Bin 7 35-<40	Bin 8 40-<45	Bin 9 45-<50	Bin 10 50-<55	Bin 11 55-<60	Bin 12 60-<65	Bin 13 =>65
Thu 23 Nov	43	19	14	5	10	11	18	4	0	0	0	0	0	0	0	0	0
Fri 24 Nov	33	18	14	4	4	14	14	1	0	0	0	0	0	0	0	0	0
Sat 25 Nov	32	18	13	5	8	11	12	1	0	0	0	0	0	0	0	0	0
Sun 26 Nov	24	20	16	4	4	7	9	3	1	0	0	0	0	0	0	0	0
Mon 27 Nov	37	18	14	4	6	18	12	1	0	0	0	0	0	0	0	0	0
Tue 28 Nov	58	18	13	5	19	20	15	4	0	0	0	0	0	0	0	0	0
Wed 29 Nov	54	18	13	5	13	25	13	3	0	0	0	0	0	0	0	0	0
5 Day Ave.	45	18	14	5	10	18	14	3	0	0	0	0	0	0	0	0	0
7 Day Ave.	40	18	14	5	9	15	13	2	0	0	0	0	0	0	0	0	0

PCC Traffic Information Consultancy Ltd.

Site No. 6416

Site Ref. 641602

Speed Report (Speed Limit 20 Mph)

Week Begin: 23 November 2023

Channel: Total Flow

	Total Volume	85th Percentile	Mean Average	Standard Deviation	Bin 1 <10Mph	Bin 2 10-<15	Bin 3 15-<20	Bin 4 20-<25	Bin 5 25-<30	Bin 6 30-<35	Bin 7 35-<40	Bin 8 40-<45	Bin 9 45-<50	Bin 10 50-<55	Bin 11 55-<60	Bin 12 60-<65	Bin 13 =>65
Thu 23 Nov	86	19	14	5	18	26	33	8	1	0	0	0	0	0	0	0	0
Fri 24 Nov	70	19	14	5	11	28	26	5	0	0	0	0	0	0	0	0	0
Sat 25 Nov	61	19	13	5	18	17	22	4	0	0	0	0	0	0	0	0	0
Sun 26 Nov	55	19	14	5	12	20	18	4	1	0	0	0	0	0	0	0	0
Mon 27 Nov	72	18	14	4	11	36	22	3	0	0	0	0	0	0	0	0	0
Tue 28 Nov	115	18	13	5	40	42	26	7	0	0	0	0	0	0	0	0	0
Wed 29 Nov	103	19	13	5	25	39	33	6	0	0	0	0	0	0	0	0	0
5 Day Ave.	89	19	14	5	21	34	28	6	0	0	0	0	0	0	0	0	0
7 Day Ave.	80	19	14	5	19	30	26	5	0	0	0	0	0	0	0	0	0

PCC Traffic Information Consultancy Ltd.



Access Road, Wormegay ATC 2

Site No. 6416

Site Ref. 641602

Classification Report

23 Nov 2023

Channel: Eastbound

	Total Volume	Bin 1 M/Cycle	Bin 2 Car/Ivan	Bin 3 LGV	Bin 4 HGV	Bin 5 Bus
00:00	0	0	0	0	0	0
01:00	0	0	0	0	0	0
02:00	0	0	0	0	0	0
03:00	0	0	0	0	0	0
04:00	0	0	0	0	0	0
05:00	1	0	1	0	0	0
06:00	0	0	0	0	0	0
07:00	5	0	4	0	1	0
08:00	1	0	1	0	0	0
09:00	2	0	1	0	1	0
10:00	1	0	1	0	0	0
11:00	2	0	1	1	0	0
12:00	3	0	1	1	1	0
13:00	1	0	1	0	0	0
14:00	14	0	11	2	1	0
15:00	0	0	0	0	0	0
16:00	6	0	4	2	0	0
17:00	5	0	4	1	0	0
18:00	0	0	0	0	0	0
19:00	1	0	1	0	0	0
20:00	0	0	0	0	0	0
21:00	1	0	1	0	0	0
22:00	0	0	0	0	0	0
23:00	0	0	0	0	0	0
Total						
12H(7-19)	40	0	29	7	4	0
16H(6-22)	42	0	31	7	4	0
18H(6-24)	42	0	31	7	4	0
24H(0-24)	43	0	32	7	4	0
AM Peak	07:00	11:00	07:00	11:00	09:00	11:00
	5	0	4	1	1	0
PM Peak	14:00	23:00	14:00	16:00	14:00	23:00
	14	0	11	2	1	0

Site No. 6416

Site Ref. 641602

Classification Report

23 Nov 2023

Channel: Westbound

	Total Volume	Bin 1 M/Cycle	Bin 2 Car/Ivan	Bin 3 LGV	Bin 4 HGV	Bin 5 Bus
00:00	0	0	0	0	0	0
01:00	0	0	0	0	0	0
02:00	0	0	0	0	0	0
03:00	0	0	0	0	0	0
04:00	0	0	0	0	0	0
05:00	1	0	1	0	0	0
06:00	1	0	1	0	0	0
07:00	4	0	4	0	0	0
08:00	2	0	2	0	0	0
09:00	1	0	0	0	1	0
10:00	1	0	0	1	0	0
11:00	0	0	0	0	0	0
12:00	1	0	0	1	0	0
13:00	4	0	3	1	0	0
14:00	10	0	5	3	2	0
15:00	1	0	1	0	0	0
16:00	7	0	6	1	0	0
17:00	4	0	2	2	0	0
18:00	6	0	6	0	0	0
19:00	0	0	0	0	0	0
20:00	0	0	0	0	0	0
21:00	0	0	0	0	0	0
22:00	0	0	0	0	0	0
23:00	0	0	0	0	0	0
Total						
12H(7-19)	41	0	29	9	3	0
16H(6-22)	42	0	30	9	3	0
18H(6-24)	42	0	30	9	3	0
24H(0-24)	43	0	31	9	3	0
AM Peak	07:00	11:00	07:00	10:00	09:00	11:00
	4	0	4	1	1	0
PM Peak	14:00	23:00	18:00	14:00	14:00	23:00
	10	0	6	3	2	0

Site No. 6416

Site Ref. 641602

Classification Report

23 Nov 2023

Channel: Total Flow

	Total Volume	Bin 1 M/Cycle	Bin 2 Car/IVan	Bin 3 LGV	Bin 4 HGV	Bin 5 Bus
00:00	0	0	0	0	0	0
01:00	0	0	0	0	0	0
02:00	0	0	0	0	0	0
03:00	0	0	0	0	0	0
04:00	0	0	0	0	0	0
05:00	2	0	2	0	0	0
06:00	1	0	1	0	0	0
07:00	9	0	8	0	1	0
08:00	3	0	3	0	0	0
09:00	3	0	1	0	2	0
10:00	2	0	1	1	0	0
11:00	2	0	1	1	0	0
12:00	4	0	1	2	1	0
13:00	5	0	4	1	0	0
14:00	24	0	16	5	3	0
15:00	1	0	1	0	0	0
16:00	13	0	10	3	0	0
17:00	9	0	6	3	0	0
18:00	6	0	6	0	0	0
19:00	1	0	1	0	0	0
20:00	0	0	0	0	0	0
21:00	1	0	1	0	0	0
22:00	0	0	0	0	0	0
23:00	0	0	0	0	0	0
Total						
12H(7-19)	81	0	58	16	7	0
16H(6-22)	84	0	61	16	7	0
18H(6-24)	84	0	61	16	7	0
24H(0-24)	86	0	63	16	7	0
AM Peak	07:00	11:00	07:00	11:00	09:00	11:00
	9	0	8	1	2	0
PM Peak	14:00	23:00	14:00	14:00	14:00	23:00
	24	0	16	5	3	0



Access Road, Wormegay ATC 2

Site No. 6416

Site Ref. 641602

Classification Report

24 Nov 2023

Channel: Eastbound

	Total Volume	Bin 1 M/Cycle	Bin 2 Car/IVan	Bin 3 LGV	Bin 4 HGV	Bin 5 Bus
00:00	0	0	0	0	0	0
01:00	0	0	0	0	0	0
02:00	0	0	0	0	0	0
03:00	0	0	0	0	0	0
04:00	0	0	0	0	0	0
05:00	0	0	0	0	0	0
06:00	1	0	0	1	0	0
07:00	3	0	3	0	0	0
08:00	2	0	2	0	0	0
09:00	2	0	2	0	0	0
10:00	2	0	1	1	0	0
11:00	3	0	1	0	2	0
12:00	2	0	1	0	1	0
13:00	6	0	3	1	2	0
14:00	5	0	4	0	1	0
15:00	5	0	4	1	0	0
16:00	2	0	1	0	1	0
17:00	2	0	2	0	0	0
18:00	0	0	0	0	0	0
19:00	1	0	1	0	0	0
20:00	1	0	1	0	0	0
21:00	0	0	0	0	0	0
22:00	0	0	0	0	0	0
23:00	0	0	0	0	0	0
Total						
12H(7-19)	34	0	24	3	7	0
16H(6-22)	37	0	26	4	7	0
18H(6-24)	37	0	26	4	7	0
24H(0-24)	37	0	26	4	7	0
AM Peak	11:00 3	11:00 0	07:00 3	10:00 1	11:00 2	11:00 0
PM Peak	13:00 6	23:00 0	15:00 4	15:00 1	13:00 2	23:00 0

Site No. 6416

Site Ref. 641602

Classification Report

24 Nov 2023

Channel: Westbound

	Total Volume	Bin 1 M/Cycle	Bin 2 Car/Ivan	Bin 3 LGV	Bin 4 HGV	Bin 5 Bus
00:00	0	0	0	0	0	0
01:00	0	0	0	0	0	0
02:00	0	0	0	0	0	0
03:00	0	0	0	0	0	0
04:00	0	0	0	0	0	0
05:00	0	0	0	0	0	0
06:00	0	0	0	0	0	0
07:00	3	0	3	0	0	0
08:00	2	0	2	0	0	0
09:00	1	0	1	0	0	0
10:00	0	0	0	0	0	0
11:00	2	0	1	1	0	0
12:00	2	0	1	0	1	0
13:00	4	0	2	0	2	0
14:00	5	0	3	0	2	0
15:00	4	0	4	0	0	0
16:00	6	0	5	1	0	0
17:00	2	0	2	0	0	0
18:00	2	0	2	0	0	0
19:00	0	0	0	0	0	0
20:00	0	0	0	0	0	0
21:00	0	0	0	0	0	0
22:00	0	0	0	0	0	0
23:00	0	0	0	0	0	0
Total						
12H(7-19)	33	0	26	2	5	0
16H(6-22)	33	0	26	2	5	0
18H(6-24)	33	0	26	2	5	0
24H(0-24)	33	0	26	2	5	0
AM Peak	07:00	11:00	07:00	11:00	11:00	11:00
	3	0	3	1	0	0
PM Peak	16:00	23:00	16:00	16:00	14:00	23:00
	6	0	5	1	2	0

Site No. 6416

Site Ref. 641602

Classification Report

24 Nov 2023

Channel: Total Flow

	Total Volume	Bin 1 M/Cycle	Bin 2 Car/IVan	Bin 3 LGV	Bin 4 HGV	Bin 5 Bus
00:00	0	0	0	0	0	0
01:00	0	0	0	0	0	0
02:00	0	0	0	0	0	0
03:00	0	0	0	0	0	0
04:00	0	0	0	0	0	0
05:00	0	0	0	0	0	0
06:00	1	0	0	1	0	0
07:00	6	0	6	0	0	0
08:00	4	0	4	0	0	0
09:00	3	0	3	0	0	0
10:00	2	0	1	1	0	0
11:00	5	0	2	1	2	0
12:00	4	0	2	0	2	0
13:00	10	0	5	1	4	0
14:00	10	0	7	0	3	0
15:00	9	0	8	1	0	0
16:00	8	0	6	1	1	0
17:00	4	0	4	0	0	0
18:00	2	0	2	0	0	0
19:00	1	0	1	0	0	0
20:00	1	0	1	0	0	0
21:00	0	0	0	0	0	0
22:00	0	0	0	0	0	0
23:00	0	0	0	0	0	0
Total						
12H(7-19)	67	0	50	5	12	0
16H(6-22)	70	0	52	6	12	0
18H(6-24)	70	0	52	6	12	0
24H(0-24)	70	0	52	6	12	0
AM Peak	07:00	11:00	07:00	11:00	11:00	11:00
	6	0	6	1	2	0
PM Peak	14:00	23:00	15:00	16:00	13:00	23:00
	10	0	8	1	4	0



Access Road, Wormegay ATC 2

Site No. 6416

Site Ref. 641602

Classification Report

25 Nov 2023

Channel: Eastbound

	Total Volume	Bin 1 M/Cycle	Bin 2 Car/Ivan	Bin 3 LGV	Bin 4 HGV	Bin 5 Bus
00:00	0	0	0	0	0	0
01:00	0	0	0	0	0	0
02:00	0	0	0	0	0	0
03:00	0	0	0	0	0	0
04:00	0	0	0	0	0	0
05:00	0	0	0	0	0	0
06:00	0	0	0	0	0	0
07:00	1	0	1	0	0	0
08:00	1	0	1	0	0	0
09:00	4	0	3	1	0	0
10:00	1	0	1	0	0	0
11:00	3	0	1	1	1	0
12:00	4	0	2	2	0	0
13:00	2	0	1	0	1	0
14:00	3	0	2	0	1	0
15:00	3	0	2	0	1	0
16:00	1	0	0	0	1	0
17:00	3	0	2	0	1	0
18:00	1	0	1	0	0	0
19:00	1	0	1	0	0	0
20:00	0	0	0	0	0	0
21:00	1	0	1	0	0	0
22:00	0	0	0	0	0	0
23:00	0	0	0	0	0	0
Total						
12H(7-19)	27	0	17	4	6	0
16H(6-22)	29	0	19	4	6	0
18H(6-24)	29	0	19	4	6	0
24H(0-24)	29	0	19	4	6	0
AM Peak	09:00	11:00	09:00	11:00	11:00	11:00
	4	0	3	1	1	0
PM Peak	12:00	23:00	17:00	12:00	17:00	23:00
	4	0	2	2	1	0

Site No. 6416

Site Ref. 641602

Classification Report

25 Nov 2023

Channel: Westbound

	Total Volume	Bin 1 M/Cycle	Bin 2 Car/IVan	Bin 3 LGV	Bin 4 HGV	Bin 5 Bus
00:00	0	0	0	0	0	0
01:00	0	0	0	0	0	0
02:00	0	0	0	0	0	0
03:00	0	0	0	0	0	0
04:00	0	0	0	0	0	0
05:00	0	0	0	0	0	0
06:00	0	0	0	0	0	0
07:00	0	0	0	0	0	0
08:00	1	0	1	0	0	0
09:00	1	0	1	0	0	0
10:00	5	0	5	0	0	0
11:00	3	0	3	0	0	0
12:00	0	0	0	0	0	0
13:00	6	0	3	2	1	0
14:00	2	0	1	1	0	0
15:00	6	0	5	1	0	0
16:00	2	0	1	0	1	0
17:00	6	0	5	0	1	0
18:00	0	0	0	0	0	0
19:00	0	0	0	0	0	0
20:00	0	0	0	0	0	0
21:00	0	0	0	0	0	0
22:00	0	0	0	0	0	0
23:00	0	0	0	0	0	0
Total						
12H(7-19)	32	0	25	4	3	0
16H(6-22)	32	0	25	4	3	0
18H(6-24)	32	0	25	4	3	0
24H(0-24)	32	0	25	4	3	0
AM Peak	10:00	11:00	10:00	11:00	11:00	11:00
	5	0	5	0	0	0
PM Peak	17:00	23:00	17:00	13:00	17:00	23:00
	6	0	5	2	1	0

Site No. 6416

Site Ref. 641602

Classification Report

25 Nov 2023

Channel: Total Flow

	Total Volume	Bin 1 M/Cycle	Bin 2 Car/IVan	Bin 3 LGV	Bin 4 HGV	Bin 5 Bus
00:00	0	0	0	0	0	0
01:00	0	0	0	0	0	0
02:00	0	0	0	0	0	0
03:00	0	0	0	0	0	0
04:00	0	0	0	0	0	0
05:00	0	0	0	0	0	0
06:00	0	0	0	0	0	0
07:00	1	0	1	0	0	0
08:00	2	0	2	0	0	0
09:00	5	0	4	1	0	0
10:00	6	0	6	0	0	0
11:00	6	0	4	1	1	0
12:00	4	0	2	2	0	0
13:00	8	0	4	2	2	0
14:00	5	0	3	1	1	0
15:00	9	0	7	1	1	0
16:00	3	0	1	0	2	0
17:00	9	0	7	0	2	0
18:00	1	0	1	0	0	0
19:00	1	0	1	0	0	0
20:00	0	0	0	0	0	0
21:00	1	0	1	0	0	0
22:00	0	0	0	0	0	0
23:00	0	0	0	0	0	0
Total						
12H(7-19)	59	0	42	8	9	0
16H(6-22)	61	0	44	8	9	0
18H(6-24)	61	0	44	8	9	0
24H(0-24)	61	0	44	8	9	0
AM Peak	11:00	11:00	10:00	11:00	11:00	11:00
	6	0	6	1	1	0
PM Peak	17:00	23:00	17:00	13:00	17:00	23:00
	9	0	7	2	2	0



Access Road, Wormegay ATC 2

Site No. 6416

Site Ref. 641602

Classification Report

26 Nov 2023

Channel: Eastbound

	Total Volume	Bin 1 M/Cycle	Bin 2 Car/Ivan	Bin 3 LGV	Bin 4 HGV	Bin 5 Bus
00:00	0	0	0	0	0	0
01:00	0	0	0	0	0	0
02:00	0	0	0	0	0	0
03:00	0	0	0	0	0	0
04:00	0	0	0	0	0	0
05:00	0	0	0	0	0	0
06:00	0	0	0	0	0	0
07:00	1	0	1	0	0	0
08:00	1	0	1	0	0	0
09:00	0	0	0	0	0	0
10:00	6	0	6	0	0	0
11:00	2	0	2	0	0	0
12:00	3	0	2	1	0	0
13:00	3	0	2	1	0	0
14:00	0	0	0	0	0	0
15:00	5	0	5	0	0	0
16:00	0	0	0	0	0	0
17:00	7	0	5	1	1	0
18:00	2	0	0	1	1	0
19:00	1	0	1	0	0	0
20:00	0	0	0	0	0	0
21:00	0	0	0	0	0	0
22:00	0	0	0	0	0	0
23:00	0	0	0	0	0	0
Total						
12H(7-19)	30	0	24	4	2	0
16H(6-22)	31	0	25	4	2	0
18H(6-24)	31	0	25	4	2	0
24H(0-24)	31	0	25	4	2	0
AM Peak	10:00	11:00	10:00	11:00	11:00	11:00
	6	0	6	0	0	0
PM Peak	17:00	23:00	17:00	18:00	18:00	23:00
	7	0	5	1	1	0

Site No. 6416

Site Ref. 641602

Classification Report

26 Nov 2023

Channel: Westbound

	Total Volume	Bin 1 M/Cycle	Bin 2 Car/IVan	Bin 3 LGV	Bin 4 HGV	Bin 5 Bus
00:00	0	0	0	0	0	0
01:00	0	0	0	0	0	0
02:00	0	0	0	0	0	0
03:00	0	0	0	0	0	0
04:00	0	0	0	0	0	0
05:00	0	0	0	0	0	0
06:00	0	0	0	0	0	0
07:00	0	0	0	0	0	0
08:00	0	0	0	0	0	0
09:00	0	0	0	0	0	0
10:00	3	0	3	0	0	0
11:00	2	0	2	0	0	0
12:00	4	0	3	1	0	0
13:00	1	0	1	0	0	0
14:00	2	0	1	1	0	0
15:00	5	0	5	0	0	0
16:00	2	0	2	0	0	0
17:00	2	0	0	2	0	0
18:00	1	0	1	0	0	0
19:00	1	0	1	0	0	0
20:00	1	0	1	0	0	0
21:00	0	0	0	0	0	0
22:00	0	0	0	0	0	0
23:00	0	0	0	0	0	0
Total						
12H(7-19)	22	0	18	4	0	0
16H(6-22)	24	0	20	4	0	0
18H(6-24)	24	0	20	4	0	0
24H(0-24)	24	0	20	4	0	0
AM Peak	10:00	11:00	10:00	11:00	11:00	11:00
	3	0	3	0	0	0
PM Peak	15:00	23:00	15:00	17:00	23:00	23:00
	5	0	5	2	0	0

Site No. 6416

Site Ref. 641602

Classification Report

26 Nov 2023

Channel: Total Flow

	Total Volume	Bin 1 M/Cycle	Bin 2 Car/IVan	Bin 3 LGV	Bin 4 HGV	Bin 5 Bus
00:00	0	0	0	0	0	0
01:00	0	0	0	0	0	0
02:00	0	0	0	0	0	0
03:00	0	0	0	0	0	0
04:00	0	0	0	0	0	0
05:00	0	0	0	0	0	0
06:00	0	0	0	0	0	0
07:00	1	0	1	0	0	0
08:00	1	0	1	0	0	0
09:00	0	0	0	0	0	0
10:00	9	0	9	0	0	0
11:00	4	0	4	0	0	0
12:00	7	0	5	2	0	0
13:00	4	0	3	1	0	0
14:00	2	0	1	1	0	0
15:00	10	0	10	0	0	0
16:00	2	0	2	0	0	0
17:00	9	0	5	3	1	0
18:00	3	0	1	1	1	0
19:00	2	0	2	0	0	0
20:00	1	0	1	0	0	0
21:00	0	0	0	0	0	0
22:00	0	0	0	0	0	0
23:00	0	0	0	0	0	0
Total						
12H(7-19)	52	0	42	8	2	0
16H(6-22)	55	0	45	8	2	0
18H(6-24)	55	0	45	8	2	0
24H(0-24)	55	0	45	8	2	0
AM Peak	10:00	11:00	10:00	11:00	11:00	11:00
	9	0	9	0	0	0
PM Peak	15:00	23:00	15:00	17:00	18:00	23:00
	10	0	10	3	1	0



Access Road, Wormegay ATC 2

Site No. 6416

Site Ref. 641602

Classification Report

27 Nov 2023

Channel: Eastbound

	Total Volume	Bin 1 M/Cycle	Bin 2 Car/Ivan	Bin 3 LGV	Bin 4 HGV	Bin 5 Bus
00:00	0	0	0	0	0	0
01:00	0	0	0	0	0	0
02:00	0	0	0	0	0	0
03:00	0	0	0	0	0	0
04:00	0	0	0	0	0	0
05:00	0	0	0	0	0	0
06:00	3	0	2	1	0	0
07:00	4	0	2	0	2	0
08:00	1	0	1	0	0	0
09:00	6	0	3	1	2	0
10:00	2	0	1	1	0	0
11:00	3	0	2	1	0	0
12:00	4	0	1	1	2	0
13:00	1	0	1	0	0	0
14:00	4	0	4	0	0	0
15:00	2	0	0	1	1	0
16:00	2	0	1	0	1	0
17:00	2	0	2	0	0	0
18:00	0	0	0	0	0	0
19:00	0	0	0	0	0	0
20:00	0	0	0	0	0	0
21:00	1	0	1	0	0	0
22:00	0	0	0	0	0	0
23:00	0	0	0	0	0	0
Total						
12H(7-19)	31	0	18	5	8	0
16H(6-22)	35	0	21	6	8	0
18H(6-24)	35	0	21	6	8	0
24H(0-24)	35	0	21	6	8	0
AM Peak	09:00 6	11:00 0	09:00 3	11:00 1	09:00 2	11:00 0
PM Peak	14:00 4	23:00 0	14:00 4	15:00 1	12:00 2	23:00 0

Site No. 6416

Site Ref. 641602

Classification Report

27 Nov 2023

Channel: Westbound

	Total Volume	Bin 1 M/Cycle	Bin 2 Car/IVan	Bin 3 LGV	Bin 4 HGV	Bin 5 Bus
00:00	0	0	0	0	0	0
01:00	0	0	0	0	0	0
02:00	0	0	0	0	0	0
03:00	1	0	1	0	0	0
04:00	0	0	0	0	0	0
05:00	0	0	0	0	0	0
06:00	1	0	1	0	0	0
07:00	4	0	4	0	0	0
08:00	2	0	2	0	0	0
09:00	2	0	2	0	0	0
10:00	5	0	1	2	2	0
11:00	3	0	3	0	0	0
12:00	3	0	2	1	0	0
13:00	3	0	3	0	0	0
14:00	1	0	1	0	0	0
15:00	3	0	1	1	1	0
16:00	4	0	3	1	0	0
17:00	3	0	3	0	0	0
18:00	2	0	2	0	0	0
19:00	0	0	0	0	0	0
20:00	0	0	0	0	0	0
21:00	0	0	0	0	0	0
22:00	0	0	0	0	0	0
23:00	0	0	0	0	0	0
Total						
12H(7-19)	35	0	27	5	3	0
16H(6-22)	36	0	28	5	3	0
18H(6-24)	36	0	28	5	3	0
24H(0-24)	37	0	29	5	3	0
AM Peak	10:00	11:00	07:00	10:00	10:00	11:00
	5	0	4	2	2	0
PM Peak	16:00	23:00	17:00	16:00	15:00	23:00
	4	0	3	1	1	0

Site No. 6416

Site Ref. 641602

Classification Report

27 Nov 2023

Channel: Total Flow

	Total Volume	Bin 1 M/Cycle	Bin 2 Car/IVan	Bin 3 LGV	Bin 4 HGV	Bin 5 Bus
00:00	0	0	0	0	0	0
01:00	0	0	0	0	0	0
02:00	0	0	0	0	0	0
03:00	1	0	1	0	0	0
04:00	0	0	0	0	0	0
05:00	0	0	0	0	0	0
06:00	4	0	3	1	0	0
07:00	8	0	6	0	2	0
08:00	3	0	3	0	0	0
09:00	8	0	5	1	2	0
10:00	7	0	2	3	2	0
11:00	6	0	5	1	0	0
12:00	7	0	3	2	2	0
13:00	4	0	4	0	0	0
14:00	5	0	5	0	0	0
15:00	5	0	1	2	2	0
16:00	6	0	4	1	1	0
17:00	5	0	5	0	0	0
18:00	2	0	2	0	0	0
19:00	0	0	0	0	0	0
20:00	0	0	0	0	0	0
21:00	1	0	1	0	0	0
22:00	0	0	0	0	0	0
23:00	0	0	0	0	0	0
Total						
12H(7-19)	66	0	45	10	11	0
16H(6-22)	71	0	49	11	11	0
18H(6-24)	71	0	49	11	11	0
24H(0-24)	72	0	50	11	11	0
AM Peak	09:00	11:00	07:00	10:00	10:00	11:00
	8	0	6	3	2	0
PM Peak	12:00	23:00	17:00	15:00	15:00	23:00
	7	0	5	2	2	0



Access Road, Wormegay ATC 2

Site No. 6416

Site Ref. 641602

Classification Report

28 Nov 2023

Channel: Eastbound

	Total Volume	Bin 1 M/Cycle	Bin 2 Car/Van	Bin 3 LGV	Bin 4 HGV	Bin 5 Bus
00:00	0	0	0	0	0	0
01:00	0	0	0	0	0	0
02:00	0	0	0	0	0	0
03:00	0	0	0	0	0	0
04:00	0	0	0	0	0	0
05:00	0	0	0	0	0	0
06:00	2	0	0	1	1	0
07:00	6	0	4	2	0	0
08:00	4	0	3	0	1	0
09:00	6	0	3	1	2	0
10:00	4	0	2	1	1	0
11:00	1	0	1	0	0	0
12:00	5	0	4	1	0	0
13:00	4	0	3	1	0	0
14:00	8	0	7	1	0	0
15:00	5	0	4	0	1	0
16:00	4	0	3	1	0	0
17:00	3	0	3	0	0	0
18:00	1	0	1	0	0	0
19:00	3	0	2	0	1	0
20:00	0	0	0	0	0	0
21:00	0	0	0	0	0	0
22:00	1	0	1	0	0	0
23:00	0	0	0	0	0	0
Total						
12H(7-19)	51	0	38	8	5	0
16H(6-22)	56	0	40	9	7	0
18H(6-24)	57	0	41	9	7	0
24H(0-24)	57	0	41	9	7	0
AM Peak	09:00 6	11:00 0	07:00 4	07:00 2	09:00 2	11:00 0
PM Peak	14:00 8	23:00 0	14:00 7	16:00 1	19:00 1	23:00 0

Site No. 6416

Site Ref. 641602

Classification Report

28 Nov 2023

Channel: Westbound

	Total Volume	Bin 1 M/Cycle	Bin 2 Car/Ivan	Bin 3 LGV	Bin 4 HGV	Bin 5 Bus
00:00	0	0	0	0	0	0
01:00	0	0	0	0	0	0
02:00	0	0	0	0	0	0
03:00	0	0	0	0	0	0
04:00	0	0	0	0	0	0
05:00	0	0	0	0	0	0
06:00	1	0	1	0	0	0
07:00	6	0	6	0	0	0
08:00	4	0	4	0	0	0
09:00	3	0	3	0	0	0
10:00	4	0	2	2	0	0
11:00	0	0	0	0	0	0
12:00	2	0	1	1	0	0
13:00	6	0	5	1	0	0
14:00	4	0	3	1	0	0
15:00	10	1	8	0	1	0
16:00	13	0	11	2	0	0
17:00	3	0	3	0	0	0
18:00	0	0	0	0	0	0
19:00	1	0	0	1	0	0
20:00	0	0	0	0	0	0
21:00	0	0	0	0	0	0
22:00	1	0	1	0	0	0
23:00	0	0	0	0	0	0
Total						
12H(7-19)	55	1	46	7	1	0
16H(6-22)	57	1	47	8	1	0
18H(6-24)	58	1	48	8	1	0
24H(0-24)	58	1	48	8	1	0
AM Peak	07:00	11:00	07:00	10:00	11:00	11:00
	6	0	6	2	0	0
PM Peak	16:00	15:00	16:00	16:00	15:00	23:00
	13	1	11	2	1	0

Site No. 6416

Site Ref. 641602

Classification Report

28 Nov 2023

Channel: Total Flow

	Total Volume	Bin 1 M/Cycle	Bin 2 Car/Ivan	Bin 3 LGV	Bin 4 HGV	Bin 5 Bus
00:00	0	0	0	0	0	0
01:00	0	0	0	0	0	0
02:00	0	0	0	0	0	0
03:00	0	0	0	0	0	0
04:00	0	0	0	0	0	0
05:00	0	0	0	0	0	0
06:00	3	0	1	1	1	0
07:00	12	0	10	2	0	0
08:00	8	0	7	0	1	0
09:00	9	0	6	1	2	0
10:00	8	0	4	3	1	0
11:00	1	0	1	0	0	0
12:00	7	0	5	2	0	0
13:00	10	0	8	2	0	0
14:00	12	0	10	2	0	0
15:00	15	1	12	0	2	0
16:00	17	0	14	3	0	0
17:00	6	0	6	0	0	0
18:00	1	0	1	0	0	0
19:00	4	0	2	1	1	0
20:00	0	0	0	0	0	0
21:00	0	0	0	0	0	0
22:00	2	0	2	0	0	0
23:00	0	0	0	0	0	0
Total						
12H(7-19)	106	1	84	15	6	0
16H(6-22)	113	1	87	17	8	0
18H(6-24)	115	1	89	17	8	0
24H(0-24)	115	1	89	17	8	0
AM Peak	07:00	11:00	07:00	10:00	09:00	11:00
	12	0	10	3	2	0
PM Peak	16:00	15:00	16:00	16:00	15:00	23:00
	17	1	14	3	2	0



Access Road, Wormegay ATC 2

Site No. 6416

Site Ref. 641602

Classification Report

29 Nov 2023

Channel: Eastbound

	Total Volume	Bin 1 M/Cycle	Bin 2 Car/Van	Bin 3 LGV	Bin 4 HGV	Bin 5 Bus
00:00	0	0	0	0	0	0
01:00	0	0	0	0	0	0
02:00	0	0	0	0	0	0
03:00	0	0	0	0	0	0
04:00	0	0	0	0	0	0
05:00	0	0	0	0	0	0
06:00	2	0	1	0	1	0
07:00	7	0	5	2	0	0
08:00	4	0	4	0	0	0
09:00	3	0	2	0	1	0
10:00	5	0	3	1	1	0
11:00	2	0	1	1	0	0
12:00	3	0	1	2	0	0
13:00	1	0	1	0	0	0
14:00	9	0	8	1	0	0
15:00	6	0	4	1	1	0
16:00	2	0	2	0	0	0
17:00	3	0	2	1	0	0
18:00	0	0	0	0	0	0
19:00	2	0	2	0	0	0
20:00	0	0	0	0	0	0
21:00	0	0	0	0	0	0
22:00	0	0	0	0	0	0
23:00	0	0	0	0	0	0
Total						
12H(7-19)	45	0	33	9	3	0
16H(6-22)	49	0	36	9	4	0
18H(6-24)	49	0	36	9	4	0
24H(0-24)	49	0	36	9	4	0
AM Peak	07:00	11:00	07:00	07:00	10:00	11:00
	7	0	5	2	1	0
PM Peak	14:00	23:00	14:00	12:00	15:00	23:00
	9	0	8	2	1	0

Site No. 6416

Site Ref. 641602

Classification Report

29 Nov 2023

Channel: Westbound

	Total Volume	Bin 1 M/Cycle	Bin 2 Car/IVan	Bin 3 LGV	Bin 4 HGV	Bin 5 Bus
00:00	0	0	0	0	0	0
01:00	0	0	0	0	0	0
02:00	0	0	0	0	0	0
03:00	0	0	0	0	0	0
04:00	0	0	0	0	0	0
05:00	0	0	0	0	0	0
06:00	2	0	2	0	0	0
07:00	4	0	4	0	0	0
08:00	4	0	3	1	0	0
09:00	1	0	1	0	0	0
10:00	4	0	3	1	0	0
11:00	6	0	4	1	1	0
12:00	2	0	0	1	1	0
13:00	1	0	1	0	0	0
14:00	6	2	3	1	0	0
15:00	9	0	7	1	1	0
16:00	10	0	9	1	0	0
17:00	5	0	4	1	0	0
18:00	0	0	0	0	0	0
19:00	0	0	0	0	0	0
20:00	0	0	0	0	0	0
21:00	0	0	0	0	0	0
22:00	0	0	0	0	0	0
23:00	0	0	0	0	0	0
Total						
12H(7-19)	52	2	39	8	3	0
16H(6-22)	54	2	41	8	3	0
18H(6-24)	54	2	41	8	3	0
24H(0-24)	54	2	41	8	3	0
AM Peak	11:00	11:00	11:00	11:00	11:00	11:00
	6	0	4	1	1	0
PM Peak	16:00	14:00	16:00	17:00	15:00	23:00
	10	2	9	1	1	0

Site No. 6416

Site Ref. 641602

Classification Report

29 Nov 2023

Channel: Total Flow

	Total Volume	Bin 1 M/Cycle	Bin 2 Car/IVan	Bin 3 LGV	Bin 4 HGV	Bin 5 Bus
00:00	0	0	0	0	0	0
01:00	0	0	0	0	0	0
02:00	0	0	0	0	0	0
03:00	0	0	0	0	0	0
04:00	0	0	0	0	0	0
05:00	0	0	0	0	0	0
06:00	4	0	3	0	1	0
07:00	11	0	9	2	0	0
08:00	8	0	7	1	0	0
09:00	4	0	3	0	1	0
10:00	9	0	6	2	1	0
11:00	8	0	5	2	1	0
12:00	5	0	1	3	1	0
13:00	2	0	2	0	0	0
14:00	15	2	11	2	0	0
15:00	15	0	11	2	2	0
16:00	12	0	11	1	0	0
17:00	8	0	6	2	0	0
18:00	0	0	0	0	0	0
19:00	2	0	2	0	0	0
20:00	0	0	0	0	0	0
21:00	0	0	0	0	0	0
22:00	0	0	0	0	0	0
23:00	0	0	0	0	0	0
Total						
12H(7-19)	97	2	72	17	6	0
16H(6-22)	103	2	77	17	7	0
18H(6-24)	103	2	77	17	7	0
24H(0-24)	103	2	77	17	7	0
AM Peak	07:00 11	11:00 0	07:00 9	11:00 2	11:00 1	11:00 0
PM Peak	15:00 15	14:00 2	16:00 11	12:00 3	15:00 2	23:00 0



Access Road, Wormegay ATC 2

Site Ref. 6416

Site No. 641602

Speed Report (Speed Limit 20 Mph)

23 Nov 2023

Channel: Eastbound

	Total Volume	85th Percentile	Mean Average	Standard Deviation	Bin 1 <10Mph	Bin 2 10-<15	Bin 3 15-<20	Bin 4 20-<25	Bin 5 25-<30	Bin 6 30-<35	Bin 7 35-<40	Bin 8 40-<45	Bin 9 45-<50	Bin 10 50-<55	Bin 11 55-<60	Bin 12 60-<65	Bin 13 ≥65
00:00	0				0	0	0	0	0	0	0	0	0	0	0	0	0
01:00	0				0	0	0	0	0	0	0	0	0	0	0	0	0
02:00	0				0	0	0	0	0	0	0	0	0	0	0	0	0
03:00	0				0	0	0	0	0	0	0	0	0	0	0	0	0
04:00	0				0	0	0	0	0	0	0	0	0	0	0	0	0
05:00	1		22		0	0	0	1	0	0	0	0	0	0	0	0	0
06:00	0				0	0	0	0	0	0	0	0	0	0	0	0	0
07:00	5		14		1	2	2	0	0	0	0	0	0	0	0	0	0
08:00	1		18		0	0	1	0	0	0	0	0	0	0	0	0	0
09:00	2		13		0	2	0	0	0	0	0	0	0	0	0	0	0
10:00	1		8		1	0	0	0	0	0	0	0	0	0	0	0	0
11:00	2		18		0	0	2	0	0	0	0	0	0	0	0	0	0
12:00	3		16		1	0	1	1	0	0	0	0	0	0	0	0	0
13:00	1		18		0	0	1	0	0	0	0	0	0	0	0	0	0
14:00	14	18	14	4	2	6	5	1	0	0	0	0	0	0	0	0	0
15:00	0				0	0	0	0	0	0	0	0	0	0	0	0	0
16:00	6		15		0	4	1	1	0	0	0	0	0	0	0	0	0
17:00	5		15		2	1	1	0	1	0	0	0	0	0	0	0	0
18:00	0				0	0	0	0	0	0	0	0	0	0	0	0	0
19:00	1		18		0	0	1	0	0	0	0	0	0	0	0	0	0
20:00	0				0	0	0	0	0	0	0	0	0	0	0	0	0
21:00	1		8		1	0	0	0	0	0	0	0	0	0	0	0	0
22:00	0				0	0	0	0	0	0	0	0	0	0	0	0	0
23:00	0				0	0	0	0	0	0	0	0	0	0	0	0	0
Total																	
12H(7-19)	40	19	15	4	7	15	14	3	1	0	0	0	0	0	0	0	0
16H(6-22)	42	19	14	4	8	15	15	3	1	0	0	0	0	0	0	0	0
18H(6-24)	42	19	14	4	8	15	15	3	1	0	0	0	0	0	0	0	0
24H(0-24)	43	19	15	5	8	15	15	4	1	0	0	0	0	0	0	0	0
AM Peak	07:00	-	05:00	-	10:00	09:00	11:00	05:00	-	-	-	-	-	-	-	-	-
	5	0	22	0	1	2	2	1	0	0	0	0	0	0	0	0	0
PM Peak	14:00	14:00	19:00	14:00	17:00	14:00	14:00	16:00	17:00	-	-	-	-	-	-	-	-
	14	18	18	4	2	6	5	1	1	0	0	0	0	0	0	0	0

Site No. 6416

Site Ref. 641602

Speed Report (Speed Limit 20 Mph)

23 Nov 2023

Channel: Westbound

	Total Volume	85th Percentile	Mean Average	Standard Deviation	Bin 1 <10Mph	Bin 2 10-<15	Bin 3 15-<20	Bin 4 20-<25	Bin 5 25-<30	Bin 6 30-<35	Bin 7 35-<40	Bin 8 40-<45	Bin 9 45-<50	Bin 10 50-<55	Bin 11 55-<60	Bin 12 60-<65	Bin 13 =>65
00:00	0				0	0	0	0	0	0	0	0	0	0	0	0	0
01:00	0				0	0	0	0	0	0	0	0	0	0	0	0	0
02:00	0				0	0	0	0	0	0	0	0	0	0	0	0	0
03:00	0				0	0	0	0	0	0	0	0	0	0	0	0	0
04:00	0				0	0	0	0	0	0	0	0	0	0	0	0	0
05:00	1		22		0	0	0	1	0	0	0	0	0	0	0	0	0
06:00	1		12		0	1	0	0	0	0	0	0	0	0	0	0	0
07:00	4		13		1	2	1	0	0	0	0	0	0	0	0	0	0
08:00	2		18		0	0	2	0	0	0	0	0	0	0	0	0	0
09:00	1		18		0	0	1	0	0	0	0	0	0	0	0	0	0
10:00	1		8		1	0	0	0	0	0	0	0	0	0	0	0	0
11:00	0				0	0	0	0	0	0	0	0	0	0	0	0	0
12:00	1		8		1	0	0	0	0	0	0	0	0	0	0	0	0
13:00	4		17		0	1	2	1	0	0	0	0	0	0	0	0	0
14:00	10	16	12	4	5	2	3	0	0	0	0	0	0	0	0	0	0
15:00	1		8		1	0	0	0	0	0	0	0	0	0	0	0	0
16:00	7		17		0	2	3	2	0	0	0	0	0	0	0	0	0
17:00	4		13		1	2	1	0	0	0	0	0	0	0	0	0	0
18:00	6		17		0	1	5	0	0	0	0	0	0	0	0	0	0
19:00	0				0	0	0	0	0	0	0	0	0	0	0	0	0
20:00	0				0	0	0	0	0	0	0	0	0	0	0	0	0
21:00	0				0	0	0	0	0	0	0	0	0	0	0	0	0
22:00	0				0	0	0	0	0	0	0	0	0	0	0	0	0
23:00	0				0	0	0	0	0	0	0	0	0	0	0	0	0
Total																	
12H(7-19)	41	19	14	5	10	10	18	3	0	0	0	0	0	0	0	0	0
16H(6-22)	42	19	14	5	10	11	18	3	0	0	0	0	0	0	0	0	0
18H(6-24)	42	19	14	5	10	11	18	3	0	0	0	0	0	0	0	0	0
24H(0-24)	43	19	14	5	10	11	18	4	0	0	0	0	0	0	0	0	0
AM Peak	07:00	-	05:00	-	10:00	07:00	08:00	05:00	-	-	-	-	-	-	-	-	-
	4	0	22	0	1	2	2	1	0	0	0	0	0	0	0	0	0
PM Peak	14:00	14:00	16:00	14:00	14:00	17:00	18:00	16:00	-	-	-	-	-	-	-	-	-
	10	16	17	4	5	2	5	2	0	0	0	0	0	0	0	0	0

Site No. 6416

Site Ref. 641602

Speed Report (Speed Limit 20 Mph)

23 Nov 2023

Channel: Total Flow

	Total Volume	85th Percentile	Mean Average	Standard Deviation	Bin 1 <10Mph	Bin 2 10-<15	Bin 3 15-<20	Bin 4 20-<25	Bin 5 25-<30	Bin 6 30-<35	Bin 7 35-<40	Bin 8 40-<45	Bin 9 45-<50	Bin 10 50-<55	Bin 11 55-<60	Bin 12 60-<65	Bin 13 =>65
00:00	0				0	0	0	0	0	0	0	0	0	0	0	0	0
01:00	0				0	0	0	0	0	0	0	0	0	0	0	0	0
02:00	0				0	0	0	0	0	0	0	0	0	0	0	0	0
03:00	0				0	0	0	0	0	0	0	0	0	0	0	0	0
04:00	0				0	0	0	0	0	0	0	0	0	0	0	0	0
05:00	2		23		0	0	0	2	0	0	0	0	0	0	0	0	0
06:00	1		12		0	1	0	0	0	0	0	0	0	0	0	0	0
07:00	9		13		2	4	3	0	0	0	0	0	0	0	0	0	0
08:00	3		17		0	0	3	0	0	0	0	0	0	0	0	0	0
09:00	3		14		0	2	1	0	0	0	0	0	0	0	0	0	0
10:00	2		8		2	0	0	0	0	0	0	0	0	0	0	0	0
11:00	2		18		0	0	2	0	0	0	0	0	0	0	0	0	0
12:00	4		14		2	0	1	1	0	0	0	0	0	0	0	0	0
13:00	5		17		0	1	3	1	0	0	0	0	0	0	0	0	0
14:00	24	18	13	5	7	8	8	1	0	0	0	0	0	0	0	0	0
15:00	1		8		1	0	0	0	0	0	0	0	0	0	0	0	0
16:00	13	20	16	4	0	6	4	3	0	0	0	0	0	0	0	0	0
17:00	9		14		3	3	2	0	1	0	0	0	0	0	0	0	0
18:00	6		17		0	1	5	0	0	0	0	0	0	0	0	0	0
19:00	1		18		0	0	1	0	0	0	0	0	0	0	0	0	0
20:00	0				0	0	0	0	0	0	0	0	0	0	0	0	0
21:00	1		8		1	0	0	0	0	0	0	0	0	0	0	0	0
22:00	0				0	0	0	0	0	0	0	0	0	0	0	0	0
23:00	0				0	0	0	0	0	0	0	0	0	0	0	0	0
Total																	
12H(7-19)	81	19	14	5	17	25	32	6	1	0	0	0	0	0	0	0	0
16H(6-22)	84	19	14	5	18	26	33	6	1	0	0	0	0	0	0	0	0
18H(6-24)	84	19	14	5	18	26	33	6	1	0	0	0	0	0	0	0	0
24H(0-24)	86	19	14	5	18	26	33	8	1	0	0	0	0	0	0	0	0
AM Peak	07:00	-	05:00	-	10:00	07:00	08:00	05:00	-	-	-	-	-	-	-	-	-
	9	0	23	0	2	4	3	2	0	0	0	0	0	0	0	0	0
PM Peak	14:00	16:00	19:00	14:00	14:00	14:00	14:00	16:00	17:00	-	-	-	-	-	-	-	-
	24	20	18	5	7	8	8	3	1	0	0	0	0	0	0	0	0



Access Road, Wormegay ATC 2

Site Ref. 6416

Site No. 641602

Speed Report (Speed Limit 20 Mph)

24 Nov 2023

Channel: Eastbound

	Total Volume	85th Percentile	Mean Average	Standard Deviation	Bin 1 <10Mph	Bin 2 10-<15	Bin 3 15-<20	Bin 4 20-<25	Bin 5 25-<30	Bin 6 30-<35	Bin 7 35-<40	Bin 8 40-<45	Bin 9 45-<50	Bin 10 50-<55	Bin 11 55-<60	Bin 12 60-<65	Bin 13 ≥65
00:00	0				0	0	0	0	0	0	0	0	0	0	0	0	0
01:00	0				0	0	0	0	0	0	0	0	0	0	0	0	0
02:00	0				0	0	0	0	0	0	0	0	0	0	0	0	0
03:00	0				0	0	0	0	0	0	0	0	0	0	0	0	0
04:00	0				0	0	0	0	0	0	0	0	0	0	0	0	0
05:00	0				0	0	0	0	0	0	0	0	0	0	0	0	0
06:00	1		8		1	0	0	0	0	0	0	0	0	0	0	0	0
07:00	3		13		1	1	1	0	0	0	0	0	0	0	0	0	0
08:00	2		15		0	1	1	0	0	0	0	0	0	0	0	0	0
09:00	2		15		0	1	1	0	0	0	0	0	0	0	0	0	0
10:00	2		15		0	1	1	0	0	0	0	0	0	0	0	0	0
11:00	3		19		0	1	0	2	0	0	0	0	0	0	0	0	0
12:00	2		18		0	0	2	0	0	0	0	0	0	0	0	0	0
13:00	6		11		3	2	1	0	0	0	0	0	0	0	0	0	0
14:00	5		13		2	0	3	0	0	0	0	0	0	0	0	0	0
15:00	5		14		0	4	0	1	0	0	0	0	0	0	0	0	0
16:00	2		18		0	0	2	0	0	0	0	0	0	0	0	0	0
17:00	2		13		0	2	0	0	0	0	0	0	0	0	0	0	0
18:00	0				0	0	0	0	0	0	0	0	0	0	0	0	0
19:00	1		12		0	1	0	0	0	0	0	0	0	0	0	0	0
20:00	1		22		0	0	0	1	0	0	0	0	0	0	0	0	0
21:00	0				0	0	0	0	0	0	0	0	0	0	0	0	0
22:00	0				0	0	0	0	0	0	0	0	0	0	0	0	0
23:00	0				0	0	0	0	0	0	0	0	0	0	0	0	0
Total																	
12H(7-19)	34	19	14	5	6	13	12	3	0	0	0	0	0	0	0	0	0
16H(6-22)	37	19	14	5	7	14	12	4	0	0	0	0	0	0	0	0	0
18H(6-24)	37	19	14	5	7	14	12	4	0	0	0	0	0	0	0	0	0
24H(0-24)	37	19	14	5	7	14	12	4	0	0	0	0	0	0	0	0	0
AM Peak	11:00	-	11:00	-	07:00	11:00	10:00	11:00	-	-	-	-	-	-	-	-	-
	3	0	19	0	1	1	1	2	0	0	0	0	0	0	0	0	0
PM Peak	13:00	-	20:00	-	13:00	15:00	14:00	20:00	-	-	-	-	-	-	-	-	-
	6	0	22	0	3	4	3	1	0	0	0	0	0	0	0	0	0

Site No. 6416

Site Ref. 641602

Speed Report (Speed Limit 20 Mph)

24 Nov 2023

Channel: Westbound

	Total Volume	85th Percentile	Mean Average	Standard Deviation	Bin 1 <10Mph	Bin 2 10-<15	Bin 3 15-<20	Bin 4 20-<25	Bin 5 25-<30	Bin 6 30-<35	Bin 7 35-<40	Bin 8 40-<45	Bin 9 45-<50	Bin 10 50-<55	Bin 11 55-<60	Bin 12 60-<65	Bin 13 =>65
00:00	0				0	0	0	0	0	0	0	0	0	0	0	0	0
01:00	0				0	0	0	0	0	0	0	0	0	0	0	0	0
02:00	0				0	0	0	0	0	0	0	0	0	0	0	0	0
03:00	0				0	0	0	0	0	0	0	0	0	0	0	0	0
04:00	0				0	0	0	0	0	0	0	0	0	0	0	0	0
05:00	0				0	0	0	0	0	0	0	0	0	0	0	0	0
06:00	0				0	0	0	0	0	0	0	0	0	0	0	0	0
07:00	3		11		1	2	0	0	0	0	0	0	0	0	0	0	0
08:00	2		18		0	0	2	0	0	0	0	0	0	0	0	0	0
09:00	1		12		0	1	0	0	0	0	0	0	0	0	0	0	0
10:00	0				0	0	0	0	0	0	0	0	0	0	0	0	0
11:00	2		17		0	1	0	1	0	0	0	0	0	0	0	0	0
12:00	2		18		0	0	2	0	0	0	0	0	0	0	0	0	0
13:00	4		13		1	2	1	0	0	0	0	0	0	0	0	0	0
14:00	5		12		2	1	2	0	0	0	0	0	0	0	0	0	0
15:00	4		15		0	2	2	0	0	0	0	0	0	0	0	0	0
16:00	6		15		0	3	3	0	0	0	0	0	0	0	0	0	0
17:00	2		15		0	1	1	0	0	0	0	0	0	0	0	0	0
18:00	2		15		0	1	1	0	0	0	0	0	0	0	0	0	0
19:00	0				0	0	0	0	0	0	0	0	0	0	0	0	0
20:00	0				0	0	0	0	0	0	0	0	0	0	0	0	0
21:00	0				0	0	0	0	0	0	0	0	0	0	0	0	0
22:00	0				0	0	0	0	0	0	0	0	0	0	0	0	0
23:00	0				0	0	0	0	0	0	0	0	0	0	0	0	0
Total																	
12H(7-19)	33	18	14	4	4	14	14	1	0	0	0	0	0	0	0	0	0
16H(6-22)	33	18	14	4	4	14	14	1	0	0	0	0	0	0	0	0	0
18H(6-24)	33	18	14	4	4	14	14	1	0	0	0	0	0	0	0	0	0
24H(0-24)	33	18	14	4	4	14	14	1	0	0	0	0	0	0	0	0	0
AM Peak	07:00	-	08:00	-	07:00	07:00	08:00	11:00	-	-	-	-	-	-	-	-	-
	3	0	18	0	1	2	2	1	0	0	0	0	0	0	0	0	0
PM Peak	16:00	-	12:00	-	14:00	16:00	16:00	-	-	-	-	-	-	-	-	-	-
	6	0	18	0	2	3	3	0	0	0	0	0	0	0	0	0	0

Site No. 6416

Site Ref. 641602

Speed Report (Speed Limit 20 Mph)

24 Nov 2023

Channel: Total Flow

	Total Volume	85th Percentile	Mean Average	Standard Deviation	Bin 1 <10Mph	Bin 2 10-<15	Bin 3 15-<20	Bin 4 20-<25	Bin 5 25-<30	Bin 6 30-<35	Bin 7 35-<40	Bin 8 40-<45	Bin 9 45-<50	Bin 10 50-<55	Bin 11 55-<60	Bin 12 60-<65	Bin 13 =>65
00:00	0				0	0	0	0	0	0	0	0	0	0	0	0	0
01:00	0				0	0	0	0	0	0	0	0	0	0	0	0	0
02:00	0				0	0	0	0	0	0	0	0	0	0	0	0	0
03:00	0				0	0	0	0	0	0	0	0	0	0	0	0	0
04:00	0				0	0	0	0	0	0	0	0	0	0	0	0	0
05:00	0				0	0	0	0	0	0	0	0	0	0	0	0	0
06:00	1		8		1	0	0	0	0	0	0	0	0	0	0	0	0
07:00	6		12		2	3	1	0	0	0	0	0	0	0	0	0	0
08:00	4		16		0	1	3	0	0	0	0	0	0	0	0	0	0
09:00	3		14		0	2	1	0	0	0	0	0	0	0	0	0	0
10:00	2		15		0	1	1	0	0	0	0	0	0	0	0	0	0
11:00	5		19		0	2	0	3	0	0	0	0	0	0	0	0	0
12:00	4		18		0	0	4	0	0	0	0	0	0	0	0	0	0
13:00	10	14	12	3	4	4	2	0	0	0	0	0	0	0	0	0	0
14:00	10	18	13	5	4	1	5	0	0	0	0	0	0	0	0	0	0
15:00	9		15		0	6	2	1	0	0	0	0	0	0	0	0	0
16:00	8		16		0	3	5	0	0	0	0	0	0	0	0	0	0
17:00	4		14		0	3	1	0	0	0	0	0	0	0	0	0	0
18:00	2		15		0	1	1	0	0	0	0	0	0	0	0	0	0
19:00	1		12		0	1	0	0	0	0	0	0	0	0	0	0	0
20:00	1		22		0	0	0	1	0	0	0	0	0	0	0	0	0
21:00	0				0	0	0	0	0	0	0	0	0	0	0	0	0
22:00	0				0	0	0	0	0	0	0	0	0	0	0	0	0
23:00	0				0	0	0	0	0	0	0	0	0	0	0	0	0
Total																	
12H(7-19)	67	19	14	4	10	27	26	4	0	0	0	0	0	0	0	0	0
16H(6-22)	70	19	14	5	11	28	26	5	0	0	0	0	0	0	0	0	0
18H(6-24)	70	19	14	5	11	28	26	5	0	0	0	0	0	0	0	0	0
24H(0-24)	70	19	14	5	11	28	26	5	0	0	0	0	0	0	0	0	0
AM Peak	07:00	-	11:00	-	07:00	07:00	08:00	11:00	-	-	-	-	-	-	-	-	-
	6	0	19	0	2	3	3	3	0	0	0	0	0	0	0	0	0
PM Peak	14:00	14:00	20:00	14:00	14:00	15:00	16:00	20:00	-	-	-	-	-	-	-	-	-
	10	18	22	5	4	6	5	1	0	0	0	0	0	0	0	0	0



Access Road, Wormegay ATC 2

Site Ref. 6416

Site No. 641602

Speed Report (Speed Limit 20 Mph)

25 Nov 2023

Channel: Eastbound

	Total Volume	85th Percentile	Mean Average	Standard Deviation	Bin 1 <10Mph	Bin 2 10-<15	Bin 3 15-<20	Bin 4 20-<25	Bin 5 25-<30	Bin 6 30-<35	Bin 7 35-<40	Bin 8 40-<45	Bin 9 45-<50	Bin 10 50-<55	Bin 11 55-<60	Bin 12 60-<65	Bin 13 ≥65
00:00	0				0	0	0	0	0	0	0	0	0	0	0	0	0
01:00	0				0	0	0	0	0	0	0	0	0	0	0	0	0
02:00	0				0	0	0	0	0	0	0	0	0	0	0	0	0
03:00	0				0	0	0	0	0	0	0	0	0	0	0	0	0
04:00	0				0	0	0	0	0	0	0	0	0	0	0	0	0
05:00	0				0	0	0	0	0	0	0	0	0	0	0	0	0
06:00	0				0	0	0	0	0	0	0	0	0	0	0	0	0
07:00	1		18		0	0	1	0	0	0	0	0	0	0	0	0	0
08:00	1		22		0	0	0	1	0	0	0	0	0	0	0	0	0
09:00	4		13		2	0	2	0	0	0	0	0	0	0	0	0	0
10:00	1		8		1	0	0	0	0	0	0	0	0	0	0	0	0
11:00	3		11		1	2	0	0	0	0	0	0	0	0	0	0	0
12:00	4		15		0	2	2	0	0	0	0	0	0	0	0	0	0
13:00	2		13		0	2	0	0	0	0	0	0	0	0	0	0	0
14:00	3		14		1	0	2	0	0	0	0	0	0	0	0	0	0
15:00	3		12		2	0	0	1	0	0	0	0	0	0	0	0	0
16:00	1		8		1	0	0	0	0	0	0	0	0	0	0	0	0
17:00	3		14		1	0	2	0	0	0	0	0	0	0	0	0	0
18:00	1		18		0	0	1	0	0	0	0	0	0	0	0	0	0
19:00	1		22		0	0	0	1	0	0	0	0	0	0	0	0	0
20:00	0				0	0	0	0	0	0	0	0	0	0	0	0	0
21:00	1		8		1	0	0	0	0	0	0	0	0	0	0	0	0
22:00	0				0	0	0	0	0	0	0	0	0	0	0	0	0
23:00	0				0	0	0	0	0	0	0	0	0	0	0	0	0
Total																	
12H(7-19)	27	19	13	5	9	6	10	2	0	0	0	0	0	0	0	0	0
16H(6-22)	29	19	14	5	10	6	10	3	0	0	0	0	0	0	0	0	0
18H(6-24)	29	19	14	5	10	6	10	3	0	0	0	0	0	0	0	0	0
24H(0-24)	29	19	14	5	10	6	10	3	0	0	0	0	0	0	0	0	0
AM Peak	09:00	-	08:00	-	09:00	11:00	09:00	08:00	-	-	-	-	-	-	-	-	-
	4	0	22	0	2	2	2	1	0	0	0	0	0	0	0	0	0
PM Peak	12:00	-	19:00	-	15:00	13:00	17:00	19:00	-	-	-	-	-	-	-	-	-
	4	0	22	0	2	2	2	1	0	0	0	0	0	0	0	0	0

Site No. 6416 64.98716 Site Ref. 641602

Speed Report (Speed Limit 20 Mph)

25 Nov 2023

Channel: Westbound

	Total Volume	85th Percentile	Mean Average	Standard Deviation	Bin 1 <10Mph	Bin 2 10-15	Bin 3 15-20	Bin 4 20-25	Bin 5 25-30	Bin 6 30-35	Bin 7 35-40	Bin 8 40-45	Bin 9 45-50	Bin 10 50-55	Bin 11 55-60	Bin 12 60-65	Bin 13 =>65
00:00	0				0	0	0	0	0	0	0	0	0	0	0	0	0
01:00	0				0	0	0	0	0	0	0	0	0	0	0	0	0
02:00	0				0	0	0	0	0	0	0	0	0	0	0	0	0
03:00	0				0	0	0	0	0	0	0	0	0	0	0	0	0
04:00	0				0	0	0	0	0	0	0	0	0	0	0	0	0
05:00	0				0	0	0	0	0	0	0	0	0	0	0	0	0
06:00	0				0	0	0	0	0	0	0	0	0	0	0	0	0
07:00	0				0	0	0	0	0	0	0	0	0	0	0	0	0
08:00	1		12		0	1	0	0	0	0	0	0	0	0	0	0	0
09:00	1		12		0	1	0	0	0	0	0	0	0	0	0	0	0
10:00	5		15		1	1	2	1	0	0	0	0	0	0	0	0	0
11:00	3		9		2	1	0	0	0	0	0	0	0	0	0	0	0
12:00	0				0	0	0	0	0	0	0	0	0	0	0	0	0
13:00	6		15		0	3	3	0	0	0	0	0	0	0	0	0	0
14:00	2		15		0	1	1	0	0	0	0	0	0	0	0	0	0
15:00	6		13		2	1	3	0	0	0	0	0	0	0	0	0	0
16:00	2		13		0	2	0	0	0	0	0	0	0	0	0	0	0
17:00	6		12		3	0	3	0	0	0	0	0	0	0	0	0	0
18:00	0				0	0	0	0	0	0	0	0	0	0	0	0	0
19:00	0				0	0	0	0	0	0	0	0	0	0	0	0	0
20:00	0				0	0	0	0	0	0	0	0	0	0	0	0	0
21:00	0				0	0	0	0	0	0	0	0	0	0	0	0	0
22:00	0				0	0	0	0	0	0	0	0	0	0	0	0	0
23:00	0				0	0	0	0	0	0	0	0	0	0	0	0	0
Total																	
12H(7-19)	32	18	13	5	8	11	12	1	0	0	0	0	0	0	0	0	0
16H(6-22)	32	18	13	5	8	11	12	1	0	0	0	0	0	0	0	0	0
18H(6-24)	32	18	13	5	8	11	12	1	0	0	0	0	0	0	0	0	0
24H(0-24)	32	18	13	5	8	11	12	1	0	0	0	0	0	0	0	0	0
AM Peak	10:00	-	10:00	-	11:00	11:00	10:00	10:00	-	-	-	-	-	-	-	-	-
	5	0	15	0	2	1	2	1	0	0	0	0	0	0	0	0	0
PM Peak	17:00	-	14:00	-	17:00	13:00	17:00	-	-	-	-	-	-	-	-	-	-
	6	0	15	0	3	3	3	0	0	0	0	0	0	0	0	0	0

Site No. 6416

Site Ref. 641602

Speed Report (Speed Limit 20 Mph)

25 Nov 2023

Channel: Total Flow

	Total Volume	85th Percentile	Mean Average	Standard Deviation	Bin 1 <10Mph	Bin 2 10-<15	Bin 3 15-<20	Bin 4 20-<25	Bin 5 25-<30	Bin 6 30-<35	Bin 7 35-<40	Bin 8 40-<45	Bin 9 45-<50	Bin 10 50-<55	Bin 11 55-<60	Bin 12 60-<65	Bin 13 =>65
00:00	0				0	0	0	0	0	0	0	0	0	0	0	0	0
01:00	0				0	0	0	0	0	0	0	0	0	0	0	0	0
02:00	0				0	0	0	0	0	0	0	0	0	0	0	0	0
03:00	0				0	0	0	0	0	0	0	0	0	0	0	0	0
04:00	0				0	0	0	0	0	0	0	0	0	0	0	0	0
05:00	0				0	0	0	0	0	0	0	0	0	0	0	0	0
06:00	0				0	0	0	0	0	0	0	0	0	0	0	0	0
07:00	1		18		0	0	1	0	0	0	0	0	0	0	0	0	0
08:00	2		17		0	1	0	1	0	0	0	0	0	0	0	0	0
09:00	5		12		2	1	2	0	0	0	0	0	0	0	0	0	0
10:00	6		14		2	1	2	1	0	0	0	0	0	0	0	0	0
11:00	6		10		3	3	0	0	0	0	0	0	0	0	0	0	0
12:00	4		15		0	2	2	0	0	0	0	0	0	0	0	0	0
13:00	8		14		0	5	3	0	0	0	0	0	0	0	0	0	0
14:00	5		14		1	1	3	0	0	0	0	0	0	0	0	0	0
15:00	9		13		4	1	3	1	0	0	0	0	0	0	0	0	0
16:00	3		11		1	2	0	0	0	0	0	0	0	0	0	0	0
17:00	9		13		4	0	5	0	0	0	0	0	0	0	0	0	0
18:00	1		18		0	0	1	0	0	0	0	0	0	0	0	0	0
19:00	1		22		0	0	0	1	0	0	0	0	0	0	0	0	0
20:00	0				0	0	0	0	0	0	0	0	0	0	0	0	0
21:00	1		8		1	0	0	0	0	0	0	0	0	0	0	0	0
22:00	0				0	0	0	0	0	0	0	0	0	0	0	0	0
23:00	0				0	0	0	0	0	0	0	0	0	0	0	0	0
Total																	
12H(7-19)	59	19	13	5	17	17	22	3	0	0	0	0	0	0	0	0	0
16H(6-22)	61	19	13	5	18	17	22	4	0	0	0	0	0	0	0	0	0
18H(6-24)	61	19	13	5	18	17	22	4	0	0	0	0	0	0	0	0	0
24H(0-24)	61	19	13	5	18	17	22	4	0	0	0	0	0	0	0	0	0
AM Peak	11:00	-	07:00	-	11:00	11:00	10:00	10:00	-	-	-	-	-	-	-	-	-
	6	0	18	0	3	3	2	1	0	0	0	0	0	0	0	0	0
PM Peak	17:00	-	19:00	-	17:00	13:00	17:00	19:00	-	-	-	-	-	-	-	-	-
	9	0	22	0	4	5	5	1	0	0	0	0	0	0	0	0	0



Access Road, Wormegay ATC 2

Site Ref. 6416

Site No. 641602

Speed Report (Speed Limit 20 Mph)

26 Nov 2023

Channel: Eastbound

	Total Volume	85th Percentile	Mean Average	Standard Deviation	Bin 1 <10Mph	Bin 2 10-<15	Bin 3 15-<20	Bin 4 20-<25	Bin 5 25-<30	Bin 6 30-<35	Bin 7 35-<40	Bin 8 40-<45	Bin 9 45-<50	Bin 10 50-<55	Bin 11 55-<60	Bin 12 60-<65	Bin 13 ≥65
00:00	0				0	0	0	0	0	0	0	0	0	0	0	0	0
01:00	0				0	0	0	0	0	0	0	0	0	0	0	0	0
02:00	0				0	0	0	0	0	0	0	0	0	0	0	0	0
03:00	0				0	0	0	0	0	0	0	0	0	0	0	0	0
04:00	0				0	0	0	0	0	0	0	0	0	0	0	0	0
05:00	0				0	0	0	0	0	0	0	0	0	0	0	0	0
06:00	0				0	0	0	0	0	0	0	0	0	0	0	0	0
07:00	1		12		0	1	0	0	0	0	0	0	0	0	0	0	0
08:00	1		12		0	1	0	0	0	0	0	0	0	0	0	0	0
09:00	0				0	0	0	0	0	0	0	0	0	0	0	0	0
10:00	6		15		1	2	2	1	0	0	0	0	0	0	0	0	0
11:00	2		18		0	0	2	0	0	0	0	0	0	0	0	0	0
12:00	3		16		0	1	2	0	0	0	0	0	0	0	0	0	0
13:00	3		14		0	2	1	0	0	0	0	0	0	0	0	0	0
14:00	0				0	0	0	0	0	0	0	0	0	0	0	0	0
15:00	5		15		0	3	2	0	0	0	0	0	0	0	0	0	0
16:00	0				0	0	0	0	0	0	0	0	0	0	0	0	0
17:00	7		8		6	1	0	0	0	0	0	0	0	0	0	0	0
18:00	2		10		1	1	0	0	0	0	0	0	0	0	0	0	0
19:00	1		12		0	1	0	0	0	0	0	0	0	0	0	0	0
20:00	0				0	0	0	0	0	0	0	0	0	0	0	0	0
21:00	0				0	0	0	0	0	0	0	0	0	0	0	0	0
22:00	0				0	0	0	0	0	0	0	0	0	0	0	0	0
23:00	0				0	0	0	0	0	0	0	0	0	0	0	0	0
Total																	
12H(7-19)	30	18	13	5	8	12	9	1	0	0	0	0	0	0	0	0	0
16H(6-22)	31	18	13	5	8	13	9	1	0	0	0	0	0	0	0	0	0
18H(6-24)	31	18	13	5	8	13	9	1	0	0	0	0	0	0	0	0	0
24H(0-24)	31	18	13	5	8	13	9	1	0	0	0	0	0	0	0	0	0
AM Peak	10:00	-	11:00	-	10:00	10:00	11:00	10:00	-	-	-	-	-	-	-	-	-
	6	0	18	0	1	2	2	1	0	0	0	0	0	0	0	0	0
PM Peak	17:00	-	12:00	-	17:00	15:00	15:00	-	-	-	-	-	-	-	-	-	-
	7	0	16	0	6	3	2	0	0	0	0	0	0	0	0	0	0

Site No. 6416

Site Ref. 641602

Speed Report (Speed Limit 20 Mph)

26 Nov 2023

Channel: Westbound

	Total Volume	85th Percentile	Mean Average	Standard Deviation	Bin 1 <10Mph	Bin 2 10-<15	Bin 3 15-<20	Bin 4 20-<25	Bin 5 25-<30	Bin 6 30-<35	Bin 7 35-<40	Bin 8 40-<45	Bin 9 45-<50	Bin 10 50-<55	Bin 11 55-<60	Bin 12 60-<65	Bin 13 =>65
00:00	0				0	0	0	0	0	0	0	0	0	0	0	0	0
01:00	0				0	0	0	0	0	0	0	0	0	0	0	0	0
02:00	0				0	0	0	0	0	0	0	0	0	0	0	0	0
03:00	0				0	0	0	0	0	0	0	0	0	0	0	0	0
04:00	0				0	0	0	0	0	0	0	0	0	0	0	0	0
05:00	0				0	0	0	0	0	0	0	0	0	0	0	0	0
06:00	0				0	0	0	0	0	0	0	0	0	0	0	0	0
07:00	0				0	0	0	0	0	0	0	0	0	0	0	0	0
08:00	0				0	0	0	0	0	0	0	0	0	0	0	0	0
09:00	0				0	0	0	0	0	0	0	0	0	0	0	0	0
10:00	3		13		0	3	0	0	0	0	0	0	0	0	0	0	0
11:00	2		23		0	0	1	0	1	0	0	0	0	0	0	0	0
12:00	4		18		0	0	4	0	0	0	0	0	0	0	0	0	0
13:00	1		22		0	0	0	1	0	0	0	0	0	0	0	0	0
14:00	2		13		1	0	1	0	0	0	0	0	0	0	0	0	0
15:00	5		14		0	4	1	0	0	0	0	0	0	0	0	0	0
16:00	2		20		0	0	1	1	0	0	0	0	0	0	0	0	0
17:00	2		8		2	0	0	0	0	0	0	0	0	0	0	0	0
18:00	1		8		1	0	0	0	0	0	0	0	0	0	0	0	0
19:00	1		18		0	0	1	0	0	0	0	0	0	0	0	0	0
20:00	1		22		0	0	0	1	0	0	0	0	0	0	0	0	0
21:00	0				0	0	0	0	0	0	0	0	0	0	0	0	0
22:00	0				0	0	0	0	0	0	0	0	0	0	0	0	0
23:00	0				0	0	0	0	0	0	0	0	0	0	0	0	0
Total																	
12H(7-19)	22	19	15	4	4	7	8	2	1	0	0	0	0	0	0	0	0
16H(6-22)	24	20	16	4	4	7	9	3	1	0	0	0	0	0	0	0	0
18H(6-24)	24	20	16	4	4	7	9	3	1	0	0	0	0	0	0	0	0
24H(0-24)	24	20	16	4	4	7	9	3	1	0	0	0	0	0	0	0	0
AM Peak	10:00	-	11:00	-	-	10:00	11:00	-	11:00	-	-	-	-	-	-	-	-
	3	0	23	0	0	3	1	0	1	0	0	0	0	0	0	0	0
PM Peak	15:00	-	20:00	-	17:00	15:00	12:00	20:00	-	-	-	-	-	-	-	-	-
	5	0	22	0	2	4	4	1	0	0	0	0	0	0	0	0	0

Site No. 6416

Site Ref. 641602

Speed Report (Speed Limit 20 Mph)

26 Nov 2023

Channel: Total Flow

	Total Volume	85th Percentile	Mean Average	Standard Deviation	Bin 1 <10Mph	Bin 2 10-<15	Bin 3 15-<20	Bin 4 20-<25	Bin 5 25-<30	Bin 6 30-<35	Bin 7 35-<40	Bin 8 40-<45	Bin 9 45-<50	Bin 10 50-<55	Bin 11 55-<60	Bin 12 60-<65	Bin 13 =>65
00:00	0				0	0	0	0	0	0	0	0	0	0	0	0	0
01:00	0				0	0	0	0	0	0	0	0	0	0	0	0	0
02:00	0				0	0	0	0	0	0	0	0	0	0	0	0	0
03:00	0				0	0	0	0	0	0	0	0	0	0	0	0	0
04:00	0				0	0	0	0	0	0	0	0	0	0	0	0	0
05:00	0				0	0	0	0	0	0	0	0	0	0	0	0	0
06:00	0				0	0	0	0	0	0	0	0	0	0	0	0	0
07:00	1		12		0	1	0	0	0	0	0	0	0	0	0	0	0
08:00	1		12		0	1	0	0	0	0	0	0	0	0	0	0	0
09:00	0				0	0	0	0	0	0	0	0	0	0	0	0	0
10:00	9		14		1	5	2	1	0	0	0	0	0	0	0	0	0
11:00	4		20		0	0	3	0	1	0	0	0	0	0	0	0	0
12:00	7		17		0	1	6	0	0	0	0	0	0	0	0	0	0
13:00	4		16		0	2	1	1	0	0	0	0	0	0	0	0	0
14:00	2		13		1	0	1	0	0	0	0	0	0	0	0	0	0
15:00	10	16	14	2	0	7	3	0	0	0	0	0	0	0	0	0	0
16:00	2		20		0	0	1	1	0	0	0	0	0	0	0	0	0
17:00	9		8		8	1	0	0	0	0	0	0	0	0	0	0	0
18:00	3		9		2	1	0	0	0	0	0	0	0	0	0	0	0
19:00	2		15		0	1	1	0	0	0	0	0	0	0	0	0	0
20:00	1		22		0	0	0	1	0	0	0	0	0	0	0	0	0
21:00	0				0	0	0	0	0	0	0	0	0	0	0	0	0
22:00	0				0	0	0	0	0	0	0	0	0	0	0	0	0
23:00	0				0	0	0	0	0	0	0	0	0	0	0	0	0
Total																	
12H(7-19)	52	19	14	5	12	19	17	3	1	0	0	0	0	0	0	0	0
16H(6-22)	55	19	14	5	12	20	18	4	1	0	0	0	0	0	0	0	0
18H(6-24)	55	19	14	5	12	20	18	4	1	0	0	0	0	0	0	0	0
24H(0-24)	55	19	14	5	12	20	18	4	1	0	0	0	0	0	0	0	0
AM Peak	10:00	-	11:00	-	10:00	10:00	11:00	10:00	11:00	-	-	-	-	-	-	-	-
	9	0	20	0	1	5	3	1	1	0	0	0	0	0	0	0	0
PM Peak	15:00	15:00	20:00	15:00	17:00	15:00	12:00	20:00	-	-	-	-	-	-	-	-	-
	10	16	22	2	8	7	6	1	0	0	0	0	0	0	0	0	0

	Total Volume	85th Percentile	Mean Average	Standard Deviation	Bin 1 <10Mph	Bin 2 10-<15	Bin 3 15-<20	Bin 4 20-<25	Bin 5 25-<30	Bin 6 30-<35	Bin 7 35-<40	Bin 8 40-<45	Bin 9 45-<50	Bin 10 50-<55	Bin 11 55-<60	Bin 12 60-<65	Bin 13 ≥65
00:00	0				0	0	0	0	0	0	0	0	0	0	0	0	0
01:00	0				0	0	0	0	0	0	0	0	0	0	0	0	0
02:00	0				0	0	0	0	0	0	0	0	0	0	0	0	0
03:00	0				0	0	0	0	0	0	0	0	0	0	0	0	0
04:00	0				0	0	0	0	0	0	0	0	0	0	0	0	0
05:00	0				0	0	0	0	0	0	0	0	0	0	0	0	0
06:00	3		13		0	3	0	0	0	0	0	0	0	0	0	0	0
07:00	4		10		2	2	0	0	0	0	0	0	0	0	0	0	0
08:00	1		12		0	1	0	0	0	0	0	0	0	0	0	0	0
09:00	6		15		0	3	3	0	0	0	0	0	0	0	0	0	0
10:00	2		15		0	1	1	0	0	0	0	0	0	0	0	0	0
11:00	3		11		1	2	0	0	0	0	0	0	0	0	0	0	0
12:00	4		11		2	1	1	0	0	0	0	0	0	0	0	0	0
13:00	1		12		0	1	0	0	0	0	0	0	0	0	0	0	0
14:00	4		16		0	1	3	0	0	0	0	0	0	0	0	0	0
15:00	2		17		0	1	0	1	0	0	0	0	0	0	0	0	0
16:00	2		20		0	0	1	1	0	0	0	0	0	0	0	0	0
17:00	2		15		0	1	1	0	0	0	0	0	0	0	0	0	0
18:00	0				0	0	0	0	0	0	0	0	0	0	0	0	0
19:00	0				0	0	0	0	0	0	0	0	0	0	0	0	0
20:00	0				0	0	0	0	0	0	0	0	0	0	0	0	0
21:00	1		12		0	1	0	0	0	0	0	0	0	0	0	0	0
22:00	0				0	0	0	0	0	0	0	0	0	0	0	0	0
23:00	0				0	0	0	0	0	0	0	0	0	0	0	0	0
Total																	
12H(7-19)	31	18	14	4	5	14	10	2	0	0	0	0	0	0	0	0	0
16H(6-22)	35	18	14	4	5	18	10	2	0	0	0	0	0	0	0	0	0
18H(6-24)	35	18	14	4	5	18	10	2	0	0	0	0	0	0	0	0	0
24H(0-24)	35	18	14	4	5	18	10	2	0	0	0	0	0	0	0	0	0
AM Peak	09:00	-	10:00	-	07:00	09:00	09:00	-	-	-	-	-	-	-	-	-	-
	6	0	15	0	2	3	3	0	0	0	0	0	0	0	0	0	0
PM Peak	14:00	-	16:00	-	12:00	21:00	14:00	16:00	-	-	-	-	-	-	-	-	-
	4	0	20	0	2	1	3	1	0	0	0	0	0	0	0	0	0

Site No. 6416

Site Ref. 641602

Speed Report (Speed Limit 20 Mph)

27 Nov 2023

Channel: Westbound

	Total Volume	85th Percentile	Mean Average	Standard Deviation	Bin 1 <10Mph	Bin 2 10-<15	Bin 3 15-<20	Bin 4 20-<25	Bin 5 25-<30	Bin 6 30-<35	Bin 7 35-<40	Bin 8 40-<45	Bin 9 45-<50	Bin 10 50-<55	Bin 11 55-<60	Bin 12 60-<65	Bin 13 =>65
00:00	0				0	0	0	0	0	0	0	0	0	0	0	0	0
01:00	0				0	0	0	0	0	0	0	0	0	0	0	0	0
02:00	0				0	0	0	0	0	0	0	0	0	0	0	0	0
03:00	1		12		0	1	0	0	0	0	0	0	0	0	0	0	0
04:00	0				0	0	0	0	0	0	0	0	0	0	0	0	0
05:00	0				0	0	0	0	0	0	0	0	0	0	0	0	0
06:00	1		12		0	1	0	0	0	0	0	0	0	0	0	0	0
07:00	4		11		2	1	1	0	0	0	0	0	0	0	0	0	0
08:00	2		13		0	2	0	0	0	0	0	0	0	0	0	0	0
09:00	2		20		0	0	1	1	0	0	0	0	0	0	0	0	0
10:00	5		14		1	2	2	0	0	0	0	0	0	0	0	0	0
11:00	3		13		0	3	0	0	0	0	0	0	0	0	0	0	0
12:00	3		13		1	1	1	0	0	0	0	0	0	0	0	0	0
13:00	3		16		0	1	2	0	0	0	0	0	0	0	0	0	0
14:00	1		12		0	1	0	0	0	0	0	0	0	0	0	0	0
15:00	3		13		1	1	1	0	0	0	0	0	0	0	0	0	0
16:00	4		15		0	2	2	0	0	0	0	0	0	0	0	0	0
17:00	3		13		1	1	1	0	0	0	0	0	0	0	0	0	0
18:00	2		15		0	1	1	0	0	0	0	0	0	0	0	0	0
19:00	0				0	0	0	0	0	0	0	0	0	0	0	0	0
20:00	0				0	0	0	0	0	0	0	0	0	0	0	0	0
21:00	0				0	0	0	0	0	0	0	0	0	0	0	0	0
22:00	0				0	0	0	0	0	0	0	0	0	0	0	0	0
23:00	0				0	0	0	0	0	0	0	0	0	0	0	0	0
Total																	
12H(7-19)	35	18	14	4	6	16	12	1	0	0	0	0	0	0	0	0	0
16H(6-22)	36	18	14	4	6	17	12	1	0	0	0	0	0	0	0	0	0
18H(6-24)	36	18	14	4	6	17	12	1	0	0	0	0	0	0	0	0	0
24H(0-24)	37	18	14	4	6	18	12	1	0	0	0	0	0	0	0	0	0
AM Peak	10:00	-	09:00	-	07:00	11:00	10:00	09:00	-	-	-	-	-	-	-	-	-
	5	0	20	0	2	3	2	1	0	0	0	0	0	0	0	0	0
PM Peak	16:00	-	13:00	-	17:00	16:00	16:00	-	-	-	-	-	-	-	-	-	-
	4	0	16	0	1	2	2	0	0	0	0	0	0	0	0	0	0

Site No. 6416

Site Ref. 641602

Speed Report (Speed Limit 20 Mph)

27 Nov 2023

Channel: Total Flow

	Total Volume	85th Percentile	Mean Average	Standard Deviation	Bin 1 <10Mph	Bin 2 10-<15	Bin 3 15-<20	Bin 4 20-<25	Bin 5 25-<30	Bin 6 30-<35	Bin 7 35-<40	Bin 8 40-<45	Bin 9 45-<50	Bin 10 50-<55	Bin 11 55-<60	Bin 12 60-<65	Bin 13 =>65
00:00	0				0	0	0	0	0	0	0	0	0	0	0	0	0
01:00	0				0	0	0	0	0	0	0	0	0	0	0	0	0
02:00	0				0	0	0	0	0	0	0	0	0	0	0	0	0
03:00	1		12		0	1	0	0	0	0	0	0	0	0	0	0	0
04:00	0				0	0	0	0	0	0	0	0	0	0	0	0	0
05:00	0				0	0	0	0	0	0	0	0	0	0	0	0	0
06:00	4		13		0	4	0	0	0	0	0	0	0	0	0	0	0
07:00	8		11		4	3	1	0	0	0	0	0	0	0	0	0	0
08:00	3		13		0	3	0	0	0	0	0	0	0	0	0	0	0
09:00	8		16		0	3	4	1	0	0	0	0	0	0	0	0	0
10:00	7		14		1	3	3	0	0	0	0	0	0	0	0	0	0
11:00	6		12		1	5	0	0	0	0	0	0	0	0	0	0	0
12:00	7		12		3	2	2	0	0	0	0	0	0	0	0	0	0
13:00	4		15		0	2	2	0	0	0	0	0	0	0	0	0	0
14:00	5		15		0	2	3	0	0	0	0	0	0	0	0	0	0
15:00	5		15		1	2	1	1	0	0	0	0	0	0	0	0	0
16:00	6		17		0	2	3	1	0	0	0	0	0	0	0	0	0
17:00	5		14		1	2	2	0	0	0	0	0	0	0	0	0	0
18:00	2		15		0	1	1	0	0	0	0	0	0	0	0	0	0
19:00	0				0	0	0	0	0	0	0	0	0	0	0	0	0
20:00	0				0	0	0	0	0	0	0	0	0	0	0	0	0
21:00	1		12		0	1	0	0	0	0	0	0	0	0	0	0	0
22:00	0				0	0	0	0	0	0	0	0	0	0	0	0	0
23:00	0				0	0	0	0	0	0	0	0	0	0	0	0	0
Total																	
12H(7-19)	66	18	14	5	11	30	22	3	0	0	0	0	0	0	0	0	0
16H(6-22)	71	18	14	4	11	35	22	3	0	0	0	0	0	0	0	0	0
18H(6-24)	71	18	14	4	11	35	22	3	0	0	0	0	0	0	0	0	0
24H(0-24)	72	18	14	4	11	36	22	3	0	0	0	0	0	0	0	0	0
AM Peak	09:00	-	09:00	-	07:00	11:00	09:00	09:00	-	-	-	-	-	-	-	-	-
	8	0	16	0	4	5	4	1	0	0	0	0	0	0	0	0	0
PM Peak	12:00	-	16:00	-	12:00	17:00	16:00	16:00	-	-	-	-	-	-	-	-	-
	7	0	17	0	3	2	3	1	0	0	0	0	0	0	0	0	0

	Total Volume	85th Percentile	Mean Average	Standard Deviation	Bin 1 <10Mph	Bin 2 10-<15	Bin 3 15-<20	Bin 4 20-<25	Bin 5 25-<30	Bin 6 30-<35	Bin 7 35-<40	Bin 8 40-<45	Bin 9 45-<50	Bin 10 50-<55	Bin 11 55-<60	Bin 12 60-<65	Bin 13 ≥65
00:00	0				0	0	0	0	0	0	0	0	0	0	0	0	0
01:00	0				0	0	0	0	0	0	0	0	0	0	0	0	0
02:00	0				0	0	0	0	0	0	0	0	0	0	0	0	0
03:00	0				0	0	0	0	0	0	0	0	0	0	0	0	0
04:00	0				0	0	0	0	0	0	0	0	0	0	0	0	0
05:00	0				0	0	0	0	0	0	0	0	0	0	0	0	0
06:00	2		13		0	2	0	0	0	0	0	0	0	0	0	0	0
07:00	6		14		1	3	2	0	0	0	0	0	0	0	0	0	0
08:00	4		10		2	2	0	0	0	0	0	0	0	0	0	0	0
09:00	6		10		3	3	0	0	0	0	0	0	0	0	0	0	0
10:00	4		11		2	1	1	0	0	0	0	0	0	0	0	0	0
11:00	1		18		0	0	1	0	0	0	0	0	0	0	0	0	0
12:00	5		9		3	2	0	0	0	0	0	0	0	0	0	0	0
13:00	4		16		1	1	0	2	0	0	0	0	0	0	0	0	0
14:00	8		16		0	4	3	1	0	0	0	0	0	0	0	0	0
15:00	5		12		1	4	0	0	0	0	0	0	0	0	0	0	0
16:00	4		8		4	0	0	0	0	0	0	0	0	0	0	0	0
17:00	3		14		1	0	2	0	0	0	0	0	0	0	0	0	0
18:00	1		18		0	0	1	0	0	0	0	0	0	0	0	0	0
19:00	3		7		3	0	0	0	0	0	0	0	0	0	0	0	0
20:00	0				0	0	0	0	0	0	0	0	0	0	0	0	0
21:00	0				0	0	0	0	0	0	0	0	0	0	0	0	0
22:00	1		18		0	0	1	0	0	0	0	0	0	0	0	0	0
23:00	0				0	0	0	0	0	0	0	0	0	0	0	0	0
Total																	
12H(7-19)	51	17	12	5	18	20	10	3	0	0	0	0	0	0	0	0	0
16H(6-22)	56	17	12	5	21	22	10	3	0	0	0	0	0	0	0	0	0
18H(6-24)	57	17	12	5	21	22	11	3	0	0	0	0	0	0	0	0	0
24H(0-24)	57	17	12	5	21	22	11	3	0	0	0	0	0	0	0	0	0
AM Peak	09:00	-	11:00	-	09:00	09:00	07:00	-	-	-	-	-	-	-	-	-	-
	6	0	18	0	3	3	2	0	0	0	0	0	0	0	0	0	0
PM Peak	14:00	-	22:00	-	16:00	15:00	14:00	13:00	-	-	-	-	-	-	-	-	-
	8	0	18	0	4	4	3	2	0	0	0	0	0	0	0	0	0

Site No. 6416 64.98716 Site Ref. 641602

Speed Report (Speed Limit 20 Mph)

28 Nov 2023

Channel: Westbound

	Total Volume	85th Percentile	Mean Average	Standard Deviation	Bin 1 <10Mph	Bin 2 10-15	Bin 3 15-20	Bin 4 20-25	Bin 5 25-30	Bin 6 30-35	Bin 7 35-40	Bin 8 40-45	Bin 9 45-50	Bin 10 50-55	Bin 11 55-60	Bin 12 60-65	Bin 13 =>65
00:00	0				0	0	0	0	0	0	0	0	0	0	0	0	0
01:00	0				0	0	0	0	0	0	0	0	0	0	0	0	0
02:00	0				0	0	0	0	0	0	0	0	0	0	0	0	0
03:00	0				0	0	0	0	0	0	0	0	0	0	0	0	0
04:00	0				0	0	0	0	0	0	0	0	0	0	0	0	0
05:00	0				0	0	0	0	0	0	0	0	0	0	0	0	0
06:00	1		12		0	1	0	0	0	0	0	0	0	0	0	0	0
07:00	6		12		2	3	1	0	0	0	0	0	0	0	0	0	0
08:00	4		13		0	4	0	0	0	0	0	0	0	0	0	0	0
09:00	3		7		3	0	0	0	0	0	0	0	0	0	0	0	0
10:00	4		19		0	1	1	2	0	0	0	0	0	0	0	0	0
11:00	0				0	0	0	0	0	0	0	0	0	0	0	0	0
12:00	2		10		1	1	0	0	0	0	0	0	0	0	0	0	0
13:00	6		13		2	2	2	0	0	0	0	0	0	0	0	0	0
14:00	4		17		0	1	2	1	0	0	0	0	0	0	0	0	0
15:00	10	18	13	5	4	1	5	0	0	0	0	0	0	0	0	0	0
16:00	13	15	11	4	6	4	3	0	0	0	0	0	0	0	0	0	0
17:00	3		14		0	2	1	0	0	0	0	0	0	0	0	0	0
18:00	0				0	0	0	0	0	0	0	0	0	0	0	0	0
19:00	1		8		1	0	0	0	0	0	0	0	0	0	0	0	0
20:00	0				0	0	0	0	0	0	0	0	0	0	0	0	0
21:00	0				0	0	0	0	0	0	0	0	0	0	0	0	0
22:00	1		22		0	0	0	1	0	0	0	0	0	0	0	0	0
23:00	0				0	0	0	0	0	0	0	0	0	0	0	0	0
Total																	
12H(7-19)	55	18	13	5	18	19	15	3	0	0	0	0	0	0	0	0	0
16H(6-22)	57	18	13	5	19	20	15	3	0	0	0	0	0	0	0	0	0
18H(6-24)	58	18	13	5	19	20	15	4	0	0	0	0	0	0	0	0	0
24H(0-24)	58	18	13	5	19	20	15	4	0	0	0	0	0	0	0	0	0
AM Peak	07:00	-	10:00	-	09:00	08:00	10:00	10:00	-	-	-	-	-	-	-	-	-
	6	0	19	0	3	4	1	2	0	0	0	0	0	0	0	0	0
PM Peak	16:00	15:00	22:00	15:00	16:00	16:00	15:00	22:00	-	-	-	-	-	-	-	-	-
	13	18	22	5	6	4	5	1	0	0	0	0	0	0	0	0	0

Site No. 6416

Site Ref. 641602

Speed Report (Speed Limit 20 Mph)

28 Nov 2023

Channel: Total Flow

	Total Volume	85th Percentile	Mean Average	Standard Deviation	Bin 1 <10Mph	Bin 2 10-<15	Bin 3 15-<20	Bin 4 20-<25	Bin 5 25-<30	Bin 6 30-<35	Bin 7 35-<40	Bin 8 40-<45	Bin 9 45-<50	Bin 10 50-<55	Bin 11 55-<60	Bin 12 60-<65	Bin 13 =>65
00:00	0				0	0	0	0	0	0	0	0	0	0	0	0	0
01:00	0				0	0	0	0	0	0	0	0	0	0	0	0	0
02:00	0				0	0	0	0	0	0	0	0	0	0	0	0	0
03:00	0				0	0	0	0	0	0	0	0	0	0	0	0	0
04:00	0				0	0	0	0	0	0	0	0	0	0	0	0	0
05:00	0				0	0	0	0	0	0	0	0	0	0	0	0	0
06:00	3		13		0	3	0	0	0	0	0	0	0	0	0	0	0
07:00	12	15	12	3	3	6	3	0	0	0	0	0	0	0	0	0	0
08:00	8		11		2	6	0	0	0	0	0	0	0	0	0	0	0
09:00	9		9		6	3	0	0	0	0	0	0	0	0	0	0	0
10:00	8		15		2	2	2	2	0	0	0	0	0	0	0	0	0
11:00	1		18		0	0	1	0	0	0	0	0	0	0	0	0	0
12:00	7		10		4	3	0	0	0	0	0	0	0	0	0	0	0
13:00	10	19	14	5	3	3	2	2	0	0	0	0	0	0	0	0	0
14:00	12	19	16	3	0	5	5	2	0	0	0	0	0	0	0	0	0
15:00	15	17	13	4	5	5	5	0	0	0	0	0	0	0	0	0	0
16:00	17	14	10	4	10	4	3	0	0	0	0	0	0	0	0	0	0
17:00	6		14		1	2	3	0	0	0	0	0	0	0	0	0	0
18:00	1		18		0	0	1	0	0	0	0	0	0	0	0	0	0
19:00	4		8		4	0	0	0	0	0	0	0	0	0	0	0	0
20:00	0				0	0	0	0	0	0	0	0	0	0	0	0	0
21:00	0				0	0	0	0	0	0	0	0	0	0	0	0	0
22:00	2		20		0	0	1	1	0	0	0	0	0	0	0	0	0
23:00	0				0	0	0	0	0	0	0	0	0	0	0	0	0
Total																	
12H(7-19)	106	18	13	5	36	39	25	6	0	0	0	0	0	0	0	0	0
16H(6-22)	113	18	12	5	40	42	25	6	0	0	0	0	0	0	0	0	0
18H(6-24)	115	18	13	5	40	42	26	7	0	0	0	0	0	0	0	0	0
24H(0-24)	115	18	13	5	40	42	26	7	0	0	0	0	0	0	0	0	0
AM Peak	07:00	07:00	11:00	07:00	09:00	08:00	07:00	10:00	-	-	-	-	-	-	-	-	-
	12	15	18	3	6	6	3	2	0	0	0	0	0	0	0	0	0
PM Peak	16:00	14:00	22:00	13:00	16:00	15:00	15:00	14:00	-	-	-	-	-	-	-	-	-
	17	19	20	5	10	5	5	2	0	0	0	0	0	0	0	0	0



Access Road, Wormegay ATC 2

Site Ref. 6416

Site No. 641602

Speed Report (Speed Limit 20 Mph)

29 Nov 2023

Channel: Eastbound

	Total Volume	85th Percentile	Mean Average	Standard Deviation	Bin 1 <10Mph	Bin 2 10-<15	Bin 3 15-<20	Bin 4 20-<25	Bin 5 25-<30	Bin 6 30-<35	Bin 7 35-<40	Bin 8 40-<45	Bin 9 45-<50	Bin 10 50-<55	Bin 11 55-<60	Bin 12 60-<65	Bin 13 ≥65
00:00	0				0	0	0	0	0	0	0	0	0	0	0	0	0
01:00	0				0	0	0	0	0	0	0	0	0	0	0	0	0
02:00	0				0	0	0	0	0	0	0	0	0	0	0	0	0
03:00	0				0	0	0	0	0	0	0	0	0	0	0	0	0
04:00	0				0	0	0	0	0	0	0	0	0	0	0	0	0
05:00	0				0	0	0	0	0	0	0	0	0	0	0	0	0
06:00	2		8		2	0	0	0	0	0	0	0	0	0	0	0	0
07:00	7		15		0	4	3	0	0	0	0	0	0	0	0	0	0
08:00	4		14		0	3	1	0	0	0	0	0	0	0	0	0	0
09:00	3		16		0	1	2	0	0	0	0	0	0	0	0	0	0
10:00	5		17		1	1	1	2	0	0	0	0	0	0	0	0	0
11:00	2		13		1	0	1	0	0	0	0	0	0	0	0	0	0
12:00	3		11		2	0	1	0	0	0	0	0	0	0	0	0	0
13:00	1		12		0	1	0	0	0	0	0	0	0	0	0	0	0
14:00	9		14		2	2	5	0	0	0	0	0	0	0	0	0	0
15:00	6		13		3	0	2	1	0	0	0	0	0	0	0	0	0
16:00	2		13		1	0	1	0	0	0	0	0	0	0	0	0	0
17:00	3		16		0	1	2	0	0	0	0	0	0	0	0	0	0
18:00	0				0	0	0	0	0	0	0	0	0	0	0	0	0
19:00	2		15		0	1	1	0	0	0	0	0	0	0	0	0	0
20:00	0				0	0	0	0	0	0	0	0	0	0	0	0	0
21:00	0				0	0	0	0	0	0	0	0	0	0	0	0	0
22:00	0				0	0	0	0	0	0	0	0	0	0	0	0	0
23:00	0				0	0	0	0	0	0	0	0	0	0	0	0	0
Total																	
12H(7-19)	45	19	14	5	10	13	19	3	0	0	0	0	0	0	0	0	0
16H(6-22)	49	19	14	5	12	14	20	3	0	0	0	0	0	0	0	0	0
18H(6-24)	49	19	14	5	12	14	20	3	0	0	0	0	0	0	0	0	0
24H(0-24)	49	19	14	5	12	14	20	3	0	0	0	0	0	0	0	0	0
AM Peak	07:00	-	10:00	-	06:00	07:00	07:00	10:00	-	-	-	-	-	-	-	-	-
	7	0	17	0	2	4	3	2	0	0	0	0	0	0	0	0	0
PM Peak	14:00	-	17:00	-	15:00	14:00	14:00	15:00	-	-	-	-	-	-	-	-	-
	9	0	16	0	3	2	5	1	0	0	0	0	0	0	0	0	0

Site No. 6416

Site Ref. 641602

Speed Report (Speed Limit 20 Mph)

29 Nov 2023

Channel: Westbound

	Total Volume	85th Percentile	Mean Average	Standard Deviation	Bin 1 <10Mph	Bin 2 10-<15	Bin 3 15-<20	Bin 4 20-<25	Bin 5 25-<30	Bin 6 30-<35	Bin 7 35-<40	Bin 8 40-<45	Bin 9 45-<50	Bin 10 50-<55	Bin 11 55-<60	Bin 12 60-<65	Bin 13 =>65
00:00	0				0	0	0	0	0	0	0	0	0	0	0	0	0
01:00	0				0	0	0	0	0	0	0	0	0	0	0	0	0
02:00	0				0	0	0	0	0	0	0	0	0	0	0	0	0
03:00	0				0	0	0	0	0	0	0	0	0	0	0	0	0
04:00	0				0	0	0	0	0	0	0	0	0	0	0	0	0
05:00	0				0	0	0	0	0	0	0	0	0	0	0	0	0
06:00	2		10		1	1	0	0	0	0	0	0	0	0	0	0	0
07:00	4		12		1	3	0	0	0	0	0	0	0	0	0	0	0
08:00	4		9		3	1	0	0	0	0	0	0	0	0	0	0	0
09:00	1		12		0	1	0	0	0	0	0	0	0	0	0	0	0
10:00	4		15		0	2	2	0	0	0	0	0	0	0	0	0	0
11:00	6		14		1	3	2	0	0	0	0	0	0	0	0	0	0
12:00	2		10		1	1	0	0	0	0	0	0	0	0	0	0	0
13:00	1		8		1	0	0	0	0	0	0	0	0	0	0	0	0
14:00	6		14		0	4	2	0	0	0	0	0	0	0	0	0	0
15:00	9		14		1	6	1	1	0	0	0	0	0	0	0	0	0
16:00	10	18	13	4	3	3	3	1	0	0	0	0	0	0	0	0	0
17:00	5		16		1	0	3	1	0	0	0	0	0	0	0	0	0
18:00	0				0	0	0	0	0	0	0	0	0	0	0	0	0
19:00	0				0	0	0	0	0	0	0	0	0	0	0	0	0
20:00	0				0	0	0	0	0	0	0	0	0	0	0	0	0
21:00	0				0	0	0	0	0	0	0	0	0	0	0	0	0
22:00	0				0	0	0	0	0	0	0	0	0	0	0	0	0
23:00	0				0	0	0	0	0	0	0	0	0	0	0	0	0
Total																	
12H(7-19)	52	18	13	5	12	24	13	3	0	0	0	0	0	0	0	0	0
16H(6-22)	54	18	13	5	13	25	13	3	0	0	0	0	0	0	0	0	0
18H(6-24)	54	18	13	5	13	25	13	3	0	0	0	0	0	0	0	0	0
24H(0-24)	54	18	13	5	13	25	13	3	0	0	0	0	0	0	0	0	0
AM Peak	11:00	-	10:00	-	08:00	11:00	11:00	-	-	-	-	-	-	-	-	-	-
	6	0	15	0	3	3	2	0	0	0	0	0	0	0	0	0	0
PM Peak	16:00	16:00	17:00	16:00	16:00	15:00	17:00	17:00	-	-	-	-	-	-	-	-	-
	10	18	16	4	3	6	3	1	0	0	0	0	0	0	0	0	0

Site No. 6416

Site Ref. 641602

Speed Report (Speed Limit 20 Mph)

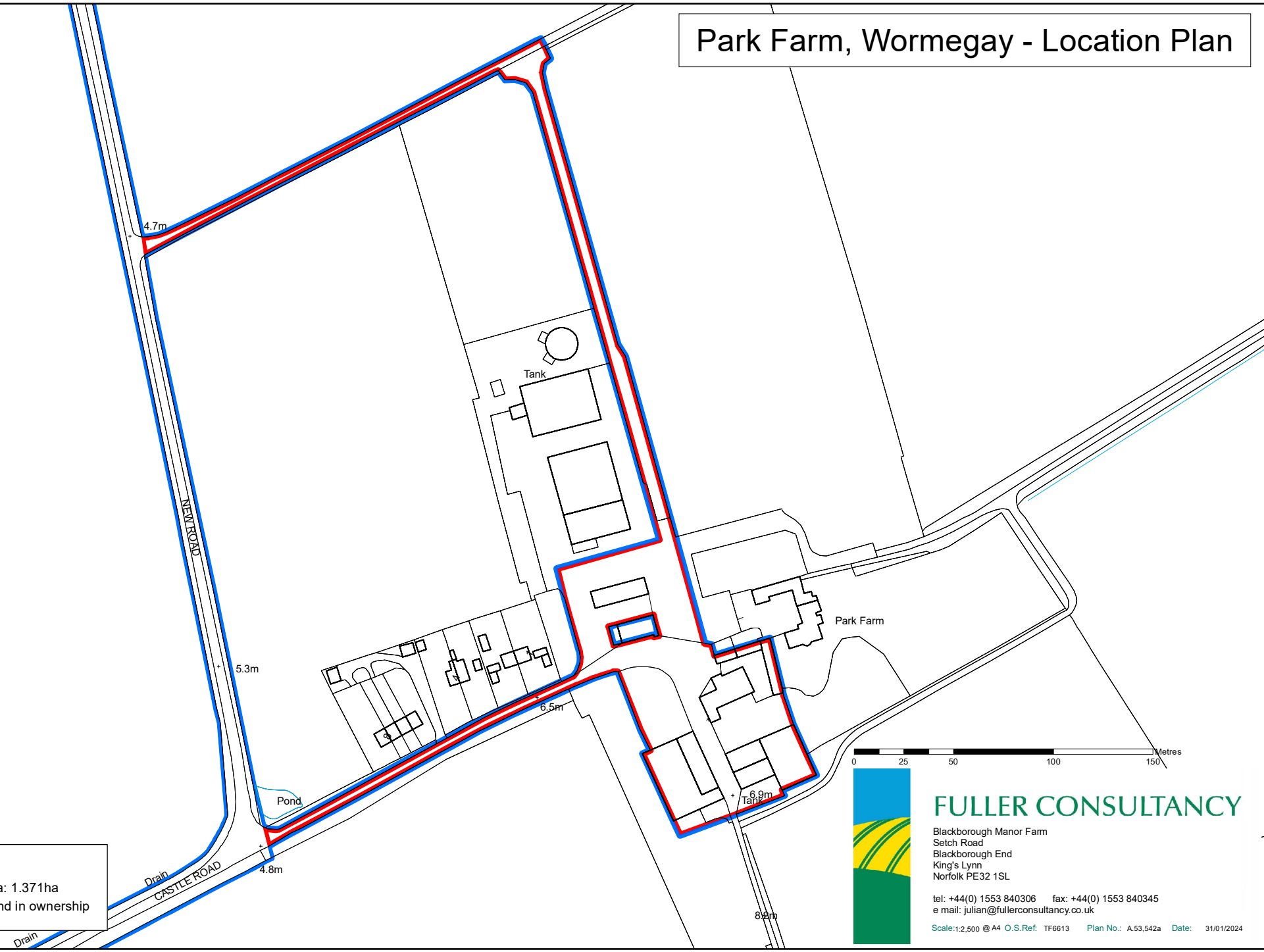
29 Nov 2023

Channel: Total Flow

	Total Volume	85th Percentile	Mean Average	Standard Deviation	Bin 1 <10Mph	Bin 2 10-<15	Bin 3 15-<20	Bin 4 20-<25	Bin 5 25-<30	Bin 6 30-<35	Bin 7 35-<40	Bin 8 40-<45	Bin 9 45-<50	Bin 10 50-<55	Bin 11 55-<60	Bin 12 60-<65	Bin 13 =>65
00:00	0				0	0	0	0	0	0	0	0	0	0	0	0	0
01:00	0				0	0	0	0	0	0	0	0	0	0	0	0	0
02:00	0				0	0	0	0	0	0	0	0	0	0	0	0	0
03:00	0				0	0	0	0	0	0	0	0	0	0	0	0	0
04:00	0				0	0	0	0	0	0	0	0	0	0	0	0	0
05:00	0				0	0	0	0	0	0	0	0	0	0	0	0	0
06:00	4		9		3	1	0	0	0	0	0	0	0	0	0	0	0
07:00	11	16	13	2	1	7	3	0	0	0	0	0	0	0	0	0	0
08:00	8		11		3	4	1	0	0	0	0	0	0	0	0	0	0
09:00	4		15		0	2	2	0	0	0	0	0	0	0	0	0	0
10:00	9		16		1	3	3	2	0	0	0	0	0	0	0	0	0
11:00	8		13		2	3	3	0	0	0	0	0	0	0	0	0	0
12:00	5		10		3	1	1	0	0	0	0	0	0	0	0	0	0
13:00	2		10		1	1	0	0	0	0	0	0	0	0	0	0	0
14:00	15	18	14	4	2	6	7	0	0	0	0	0	0	0	0	0	0
15:00	15	18	13	5	4	6	3	2	0	0	0	0	0	0	0	0	0
16:00	12	18	13	4	4	3	4	1	0	0	0	0	0	0	0	0	0
17:00	8		16		1	1	5	1	0	0	0	0	0	0	0	0	0
18:00	0				0	0	0	0	0	0	0	0	0	0	0	0	0
19:00	2		15		0	1	1	0	0	0	0	0	0	0	0	0	0
20:00	0				0	0	0	0	0	0	0	0	0	0	0	0	0
21:00	0				0	0	0	0	0	0	0	0	0	0	0	0	0
22:00	0				0	0	0	0	0	0	0	0	0	0	0	0	0
23:00	0				0	0	0	0	0	0	0	0	0	0	0	0	0
Total																	
12H(7-19)	97	19	14	5	22	37	32	6	0	0	0	0	0	0	0	0	0
16H(6-22)	103	19	13	5	25	39	33	6	0	0	0	0	0	0	0	0	0
18H(6-24)	103	19	13	5	25	39	33	6	0	0	0	0	0	0	0	0	0
24H(0-24)	103	19	13	5	25	39	33	6	0	0	0	0	0	0	0	0	0
AM Peak	07:00	07:00	10:00	07:00	08:00	07:00	11:00	10:00	-	-	-	-	-	-	-	-	-
	11	16	16	2	3	7	3	2	0	0	0	0	0	0	0	0	0
PM Peak	15:00	15:00	17:00	15:00	16:00	15:00	14:00	15:00	-	-	-	-	-	-	-	-	-
	15	18	16	5	4	6	7	2	0	0	0	0	0	0	0	0	0

PLANS

Park Farm, Wormegay - Location Plan



Legend

- Site Area: 1.371ha
- Other land in ownership



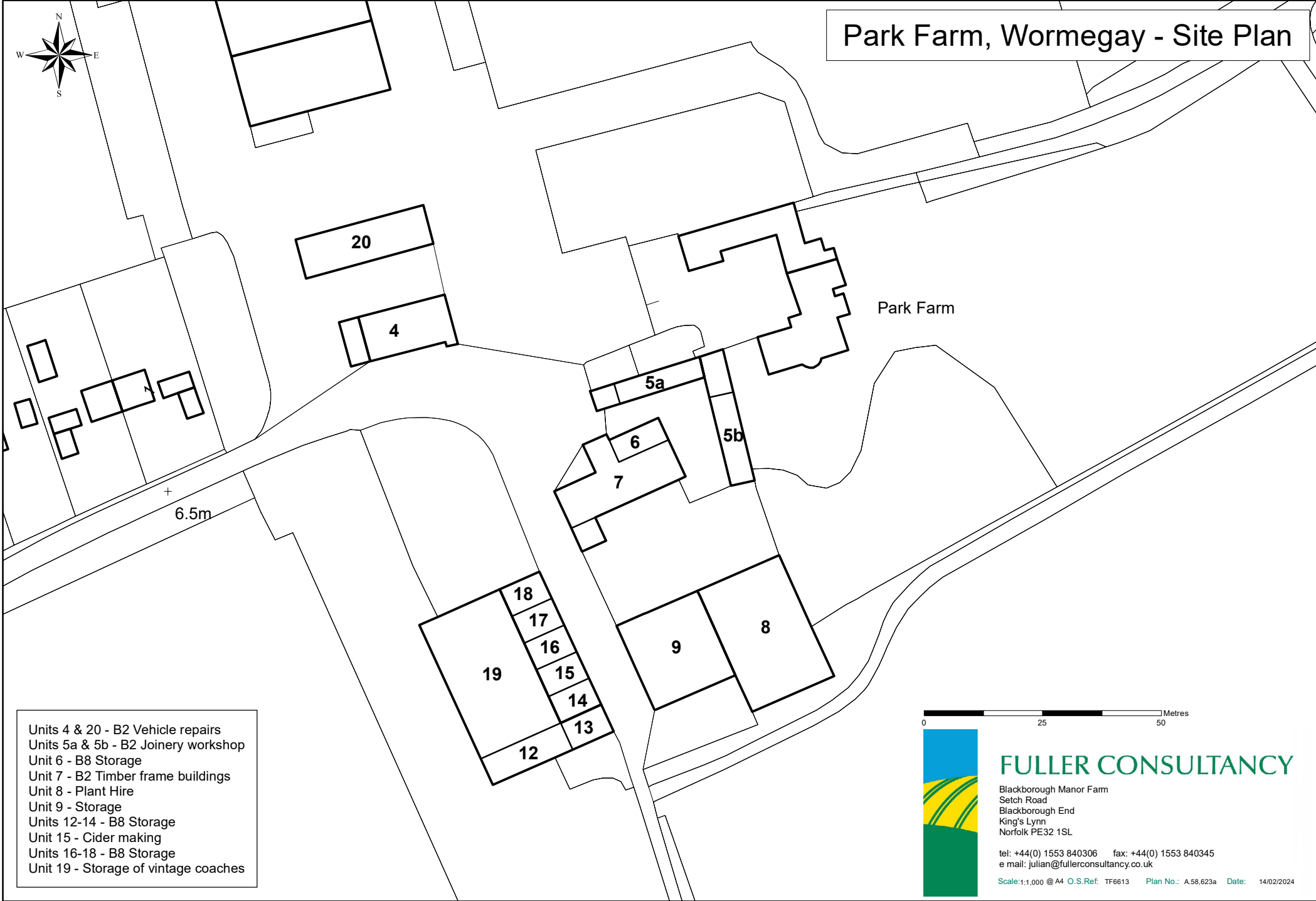
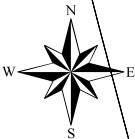
FULLER CONSULTANCY

Blackborough Manor Farm
Setch Road
Blackborough End
King's Lynn
Norfolk PE32 1SL

tel: +44(0) 1553 840306 fax: +44(0) 1553 840345
e mail: julian@fullerconsultancy.co.uk

Scale: 1:2,500 @ A4 O.S.Ref: TF6613 Plan No.: A.53.542a Date: 31/01/2024

Park Farm, Wormegay - Site Plan



- Units 4 & 20 - B2 Vehicle repairs
- Units 5a & 5b - B2 Joinery workshop
- Unit 6 - B8 Storage
- Unit 7 - B2 Timber frame buildings
- Unit 8 - Plant Hire
- Unit 9 - Storage
- Units 12-14 - B8 Storage
- Unit 15 - Cider making
- Units 16-18 - B8 Storage
- Unit 19 - Storage of vintage coaches

0 25 50 Metres



FULLER CONSULTANCY

Blackborough Manor Farm
Setch Road
Blackborough End
King's Lynn
Norfolk PE32 1SL

tel: +44(0) 1553 840306 fax: +44(0) 1553 840345
e mail: julian@fullerconsultancy.co.uk

Scale: 1:1,000 @ A4 O.S.Ref: TF6613 Plan No.: A.58.623a Date: 14/02/2024