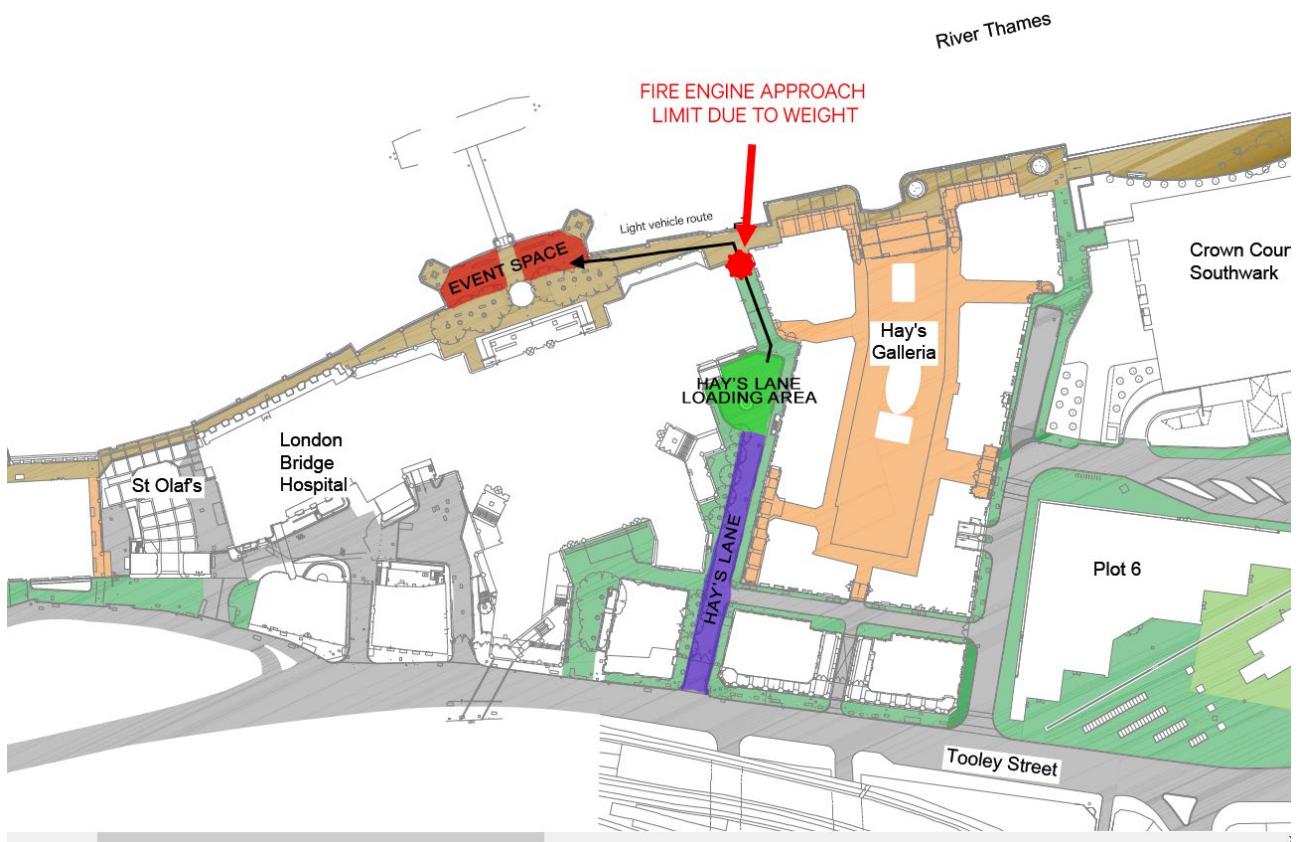


**Summer By The River 2024 – The Pier – Planning Permission information  
and Fire Safety Strategy**

## Space Provisions for Fire Appliances

The build of the Riverside Pavilion, situated at the London Bridge City Pier of the London Bridge City Estate has been positioned in accordance to the London Bridge City handbook to allow emergency access at all times to the river front by way of Hay's Lane. The weight limit and walkway space are such that a fire engine cannot access the event space any closer than the red point indicated on the map below. A smaller ambulance style vehicle can get to the event space by means of the light vehicle route.



## Fire evacuation Plan

The following applies to the evacuation plan for the Riverside Pavilion, part of the Summer By The River 2024 event situated at the LBC Pier. In the event of a fire, whether it has manually or automatically been alerted, the bar manager or assistant manager will announce the bar has to be evacuated. However, if it is obvious that there is immediate threat to life then the event space should be evacuated as soon as possible without managerial intervention.

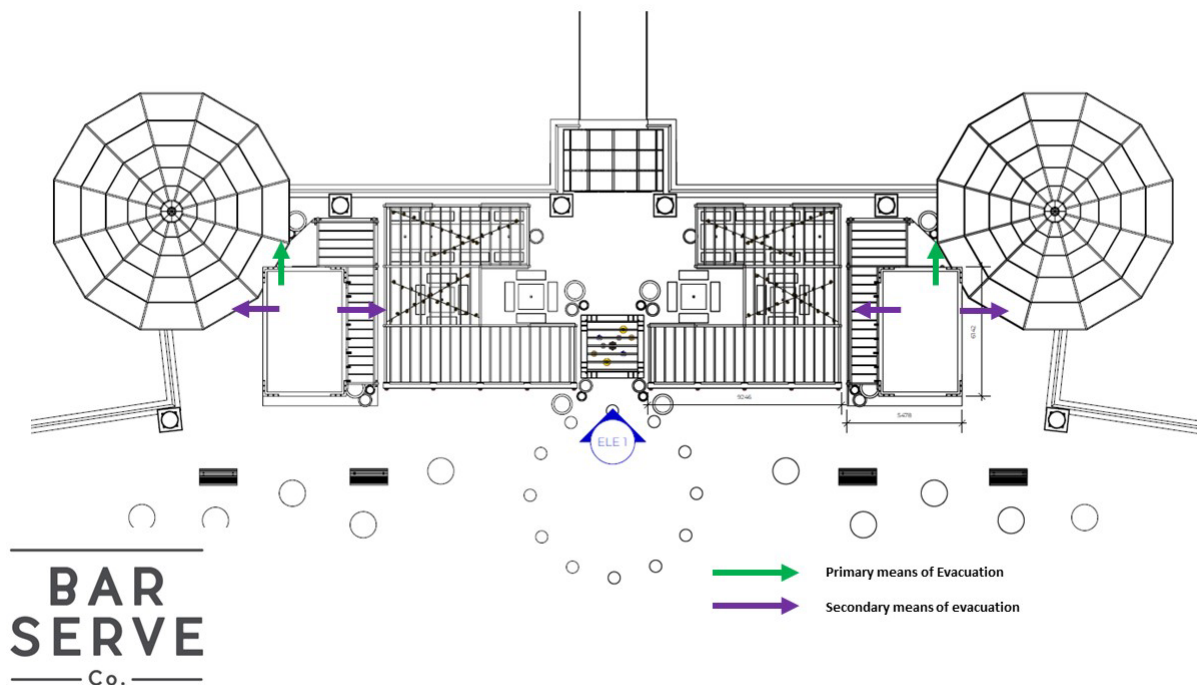
In the event of a fire, the staff should notify customers close to the bar structure to leave the surrounding bar and event area. If the fire alarm hasn't automatically been triggered then any member of staff is permitted to manually trigger the alarm to alert everyone of the risk.

The evacuation procedure should be conducted in as calm a method as possible, remembering the training that has been provided in the staff briefing at the start of the event period.

The procedure for leaving the event structures is;

Primarily from the fire exits provided, secondarily over the bar/food counters. The map below denotes the escape notes.

Note, at all times the event space should not encroach on the 2m wide evacuation route for the pier, utilised by members of the public and emergency services in the event of an emergency on a vessel or in the River Thames.



## Fire evacuation meeting location

As part of the evacuation plan, there is a location point for meeting up and doing a register for staff only, this is denoted on the map below. For members of the public the directive is to disperse away from the structure with no need to count or take a register.



## Information on construction products and materials

Below is a list of primary build materials used during the build of the Riverside Pavilion and Pier event space, most construction is done off site in our 'pre build' period, it is then assembled on site. This is especially useful to limit the amount of work performed at height, and reduces our risk of adverse weather affecting the build processes and the amount of time on site.

- 12mm Hardwood Ply across exterior of main structure
- 9mm Hardwood Ply for internal cladding, stage & Front of House All Timber lengths are of grade C24
- Roof truss of Room A is grade T26
- Metal roofing sheets fastened to timber frame

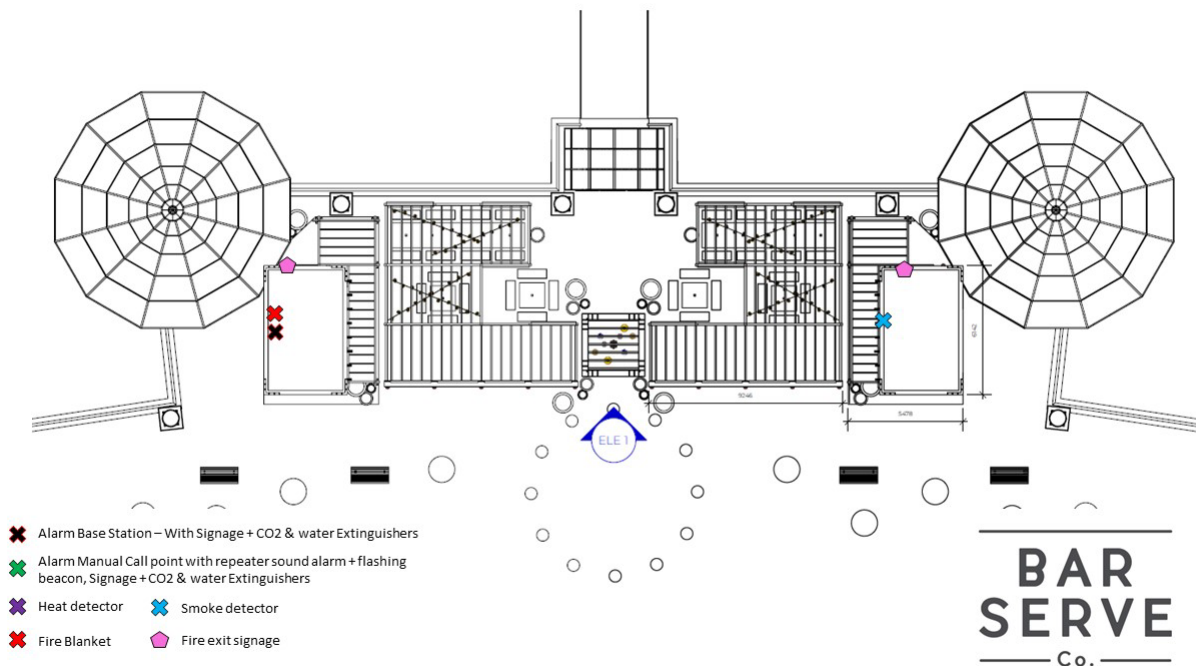
[https://www.cladco.co.uk/41-1000-tile-form-thick-mica-coated-roof-sheet?utm\\_source=google\\_shopping&child\\_id=467#color=44&gclid=Cj0KCCQjwyLGjBhDKARIsAFRNgW\\_2RFryXgQyzJlbgUfo73XnFHq6WUm8uc-TAEI\\_W1yd1Wlme43v5xAaAibiEALw\\_wcB](https://www.cladco.co.uk/41-1000-tile-form-thick-mica-coated-roof-sheet?utm_source=google_shopping&child_id=467#color=44&gclid=Cj0KCCQjwyLGjBhDKARIsAFRNgW_2RFryXgQyzJlbgUfo73XnFHq6WUm8uc-TAEI_W1yd1Wlme43v5xAaAibiEALw_wcB)

- C24 grade timber for pergola structure

- MixAcoustic Grade rubber matting (5mm)
- Fixings: Turbo Coach Screws
- M10 Nuts, Bolts & Washers
- 6 x 120mm Screws for Corners
- 6 x 80mm Screws for walls
- 4 x 45mm screws for panels to frame
- Wood Glue panel to frame.

## Information on passive and active Safety measures

At the Riverside Pavilion there are passive and active measures of fire safety on site, examples of passive safety measures are heat and smoke detectors, and active measures are the manual call points. Our manual call points in the bar and food structure are linked wirelessly, as these buildings are joined together so share a fire risk, therefore everybody inside and out of these buildings would be warned at the same time. Below as part of our fire risk assessment is a diagram of our safety measures, a larger version of this is included at the end of the Fire Risk assessment also.



## Information on access and equipment for firefighting

As can be seen on the last diagram we have locations for fire extinguishers and fire blankets on the event site. As part of our training schedule 'fire fighting' isn't encouraged and only deemed necessary in the prevention of loss of life, the primary course of action is to evacuate the building and ensure all other staff do the same. Below is a list of the fire fighting equipment on site;

- 3 quantity of CO2 fire extinguisher (2kg)
- 3 quantity of water fire extinguisher (9ltr)
- 1 quantity of fire blanket for the kitchen area