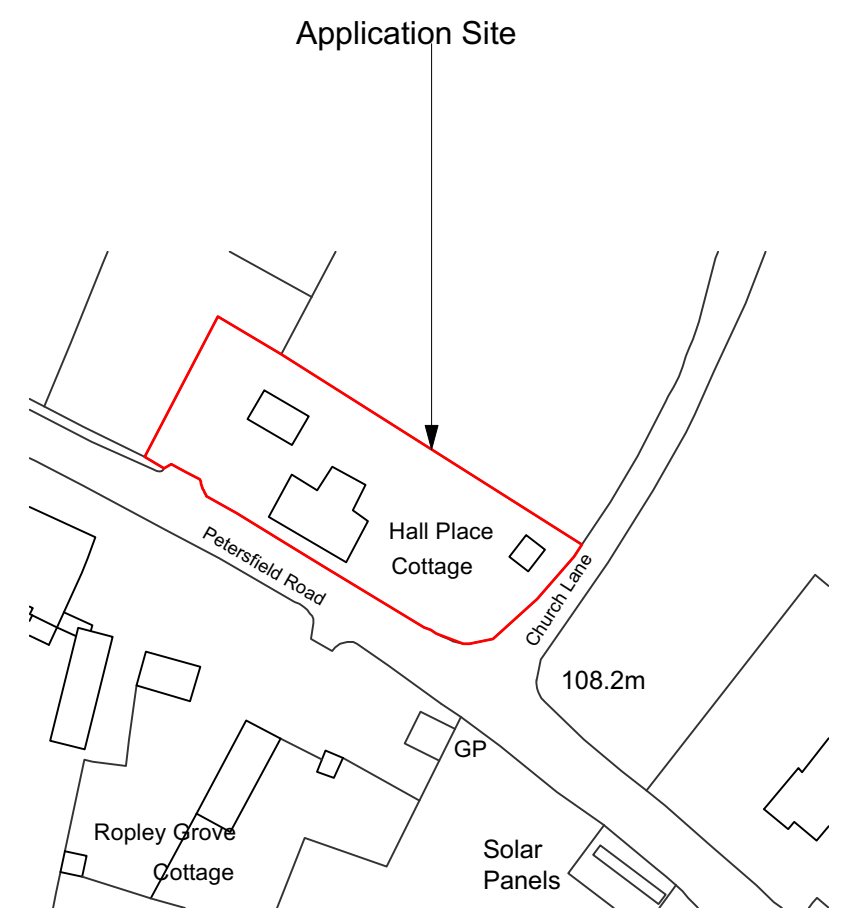
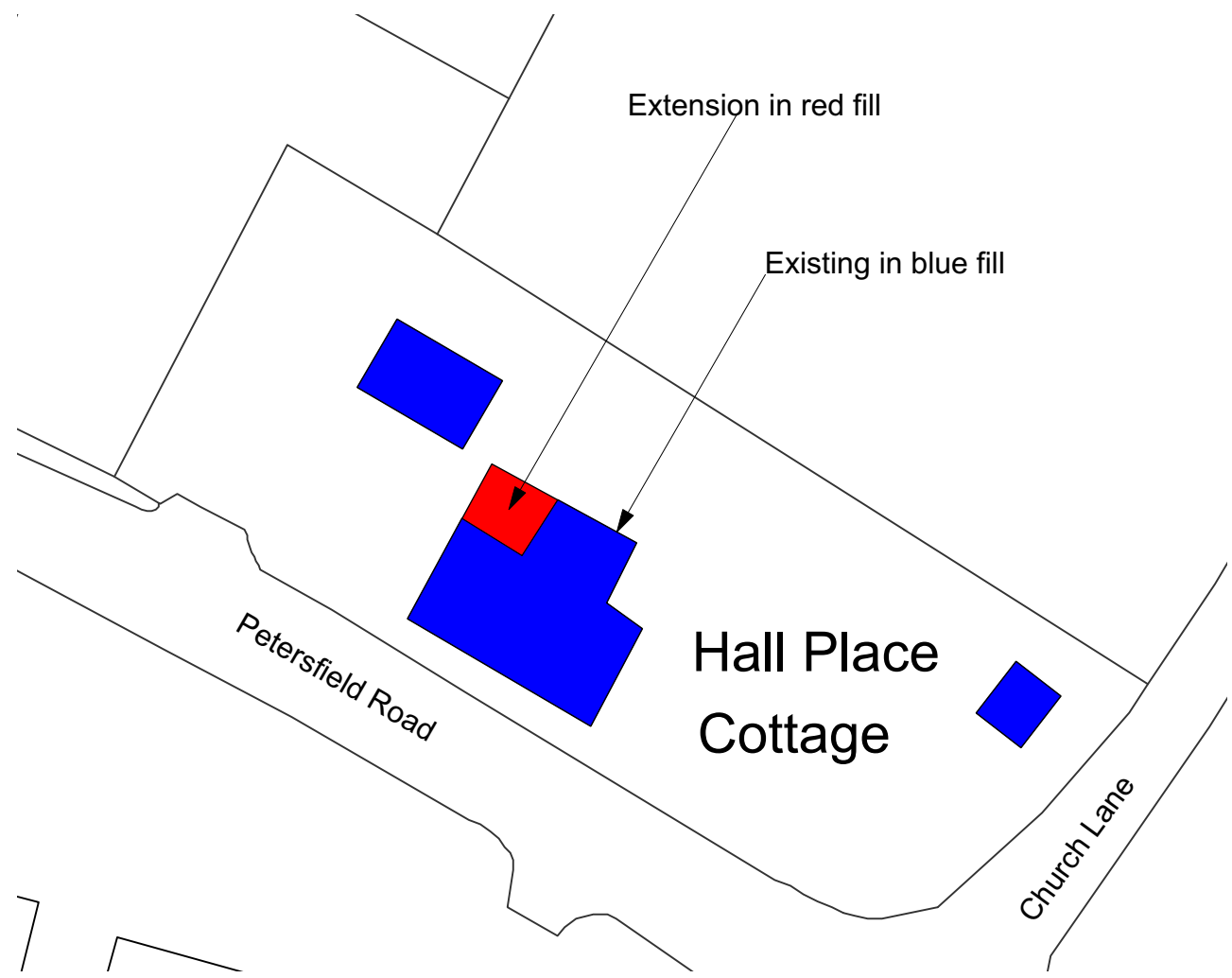
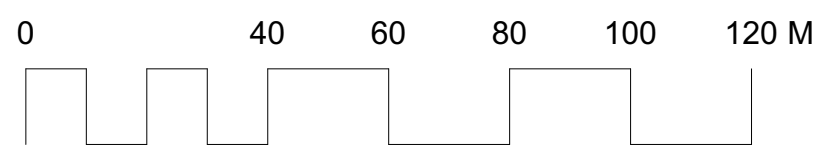


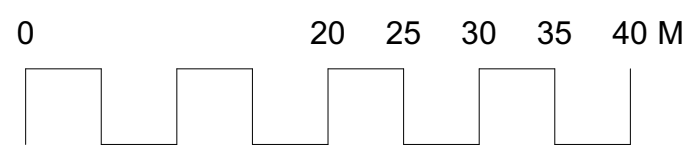
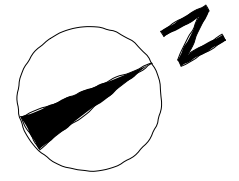
Notes:
 Do not scale unless for planning purposes
 Use only figured dimensions for construction
 All dimensions to be checked and verified on site by the contractor; the architect should be notified immediately of any significant discrepancies
 All dimensions in mm (millimeters) unless otherwise states
 Ordnance Survey paper map copying license is 100045241
 SCALE IS CORRECT WHEN PRINTED ON ISO A3



Location Plan
 Scale: 1:1250



Block Plan
 Scale: 1:500



Revisions	Date	Index

Client
Liz Brandt

Job Title
 Hall Place Cottage
 Petersfield Road
 Ropley
 Alresford
 SO24 0EJ

Drawing Title
Planning Application
Site Plan Proposed

VECA
 Architects Ltd
 28a The Spain
 Petersfield
 Hampshire
 GU32 3LA
 Tel: 01730 340022
 e-mail: studio@veca.co.uk
 Registered Company Number: 13115119

Drawn	HE	Scale	1:250/500	Date	18-3-24
-------	----	-------	-----------	------	---------

Job Number/ Drawing Number	677 - 09	Rev.	
----------------------------	----------	------	--