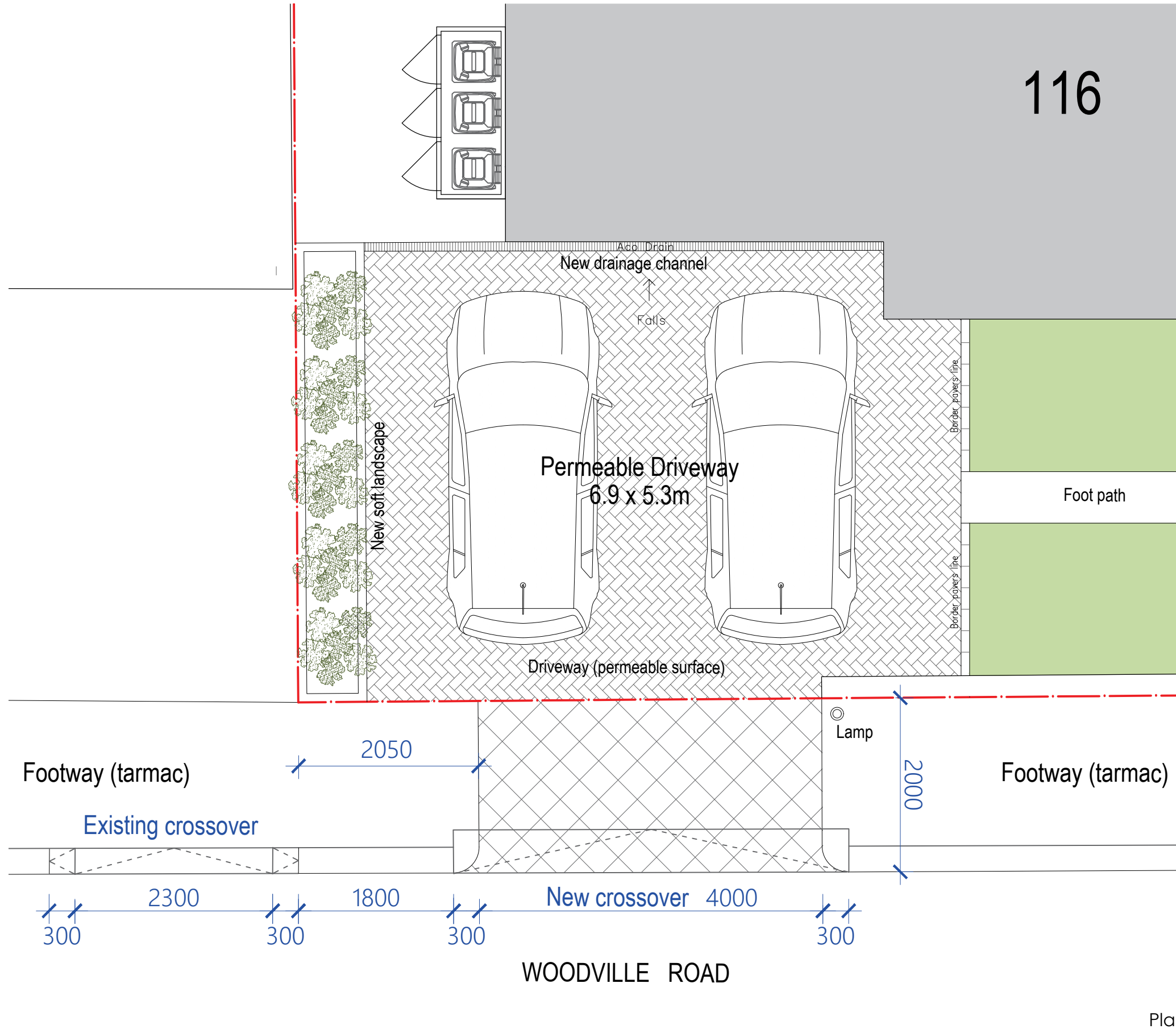


Notes:

- This drawing has to be read in conjunction with all Architect's and Engineer's drawings.
- Check all site dimensions and use only dimensions as indicated.
- Dimensions incorporate finishes therefore are not to be used as walls setting out.
- This drawing is to be printed in colour.
- Only drawings and specifications used FOR CONSTRUCTION can be used for works. It is contractor's responsibility to seek the information from consultants.
- All proprietary items to be constructed strictly in accordance with manufacturer's requirements and specifications.
- Underground drainage layout to be agreed on site with Building Control officer and contractor/builder.



DATE REV AMENDMENTS
PERMITTED DEVELOPMENT

CASA Architecture + Design

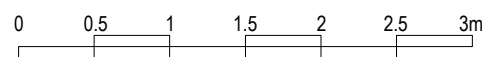
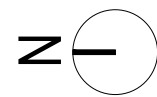
PROJECT
 NEW DRIVEWAY
 116 Woodville Rd
 EN5 5NS

DRAWING
 Proposed Driveway Plan
 Setting out

SHEET 116WR-70-002 REVISION -

SCALE 1:50 @ A3 DATE 27.03.2024

NOTE: Do not scale this drawing. Use figured dimensions only. Check all dimensions and levels on site before any manufacture or construction. The electronic transmission of designs / information contained in this drawing is carried out entirely at the user's risk and CASA Architecture + Design will have no liability for any errors or inaccuracies arising therefrom. The production of amended or updated information from the said designs / information by the user is entirely the responsibility of the user and CASA Architecture + Design shall have no responsibility in respect thereof whatsoever.



Plan