



VISUAL SCALE 1:50 @ A1

EXISTING HOUSE MATERIALS:

Windows & Doors:

Doors - White UPVC
Windows - White UPVC

Walls External:

Main House - Brick & Render

Walls Internal:

12.5mm Plasterboard on 75mm Studwork
100mm Blockwork with Skim Over

Roofing:

Pitched Roofs - Concrete/Clay

Fascia & Guttering:

Guttering - Black
Fascia - White

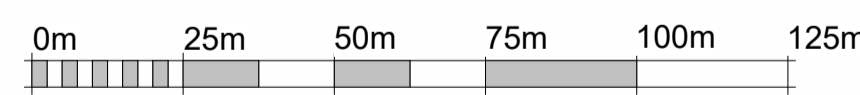


SITE LOCATION PLAN
AREA 2 HA
SCALE: 1:1250 on A4
CENTRE COORDINATES: 411465 , 214781



Supplied by Streetwise Maps Ltd
www.streetwise.net
Licence No: 100047474
05:17:23 23/02/2024

Post 2004 Site Location



VISUAL SCALE 1:1250 @ A1



Health and Safety Notice
Client and contractor to be aware:

1. The design has elements of working at height
2. The design has drainage elements
3. The design includes demolition tasks
4. The design has trenching works at various depths
5. The design has manual handling tasks
6. The design requires vehicle movements and crane lifts

1 Single Power Socket	FIRE Fire Alarm Panel	DB Distribution Board
2 Double Power Socket	SS Shaver Socket	SD Smoke Detector
C Cooker Point	SP Speaker Point	HD Heat Detector
US Unswitched Fused Spur	TV TV Aerial Point	CD Carbon Monoxide Detector
EP External Power Socket	FB Floor Box	EF Extract fan
TP Telephone Point	FS Floor Socket	UHC Underfloor heating control
D Cat 6 Data Point	PE Passive Extract	
EV Extract Vent	ME Mechanical Extract	

Wall Structure Key:

	Cavity Wall: Render
	Cavity Wall: Face Brick
	Block Work: 100mm
	Studwork Wall: 75mm
	Metal Frame: 70mm
	Solid Brick Wall: 215mm
	Solid Block Wall: 215mm
	Structural Opening
	Walls Removed

Please note:
All drawings are for the purposes of planning only unless marked for construction.

All builders to site measure to confirm measurements.

Report all discrepancies to the person named below, do not proceed without instruction.

BRO take no responsibility should any drawing/s unless specified are used for building purposes and measurements aren't checked on site.

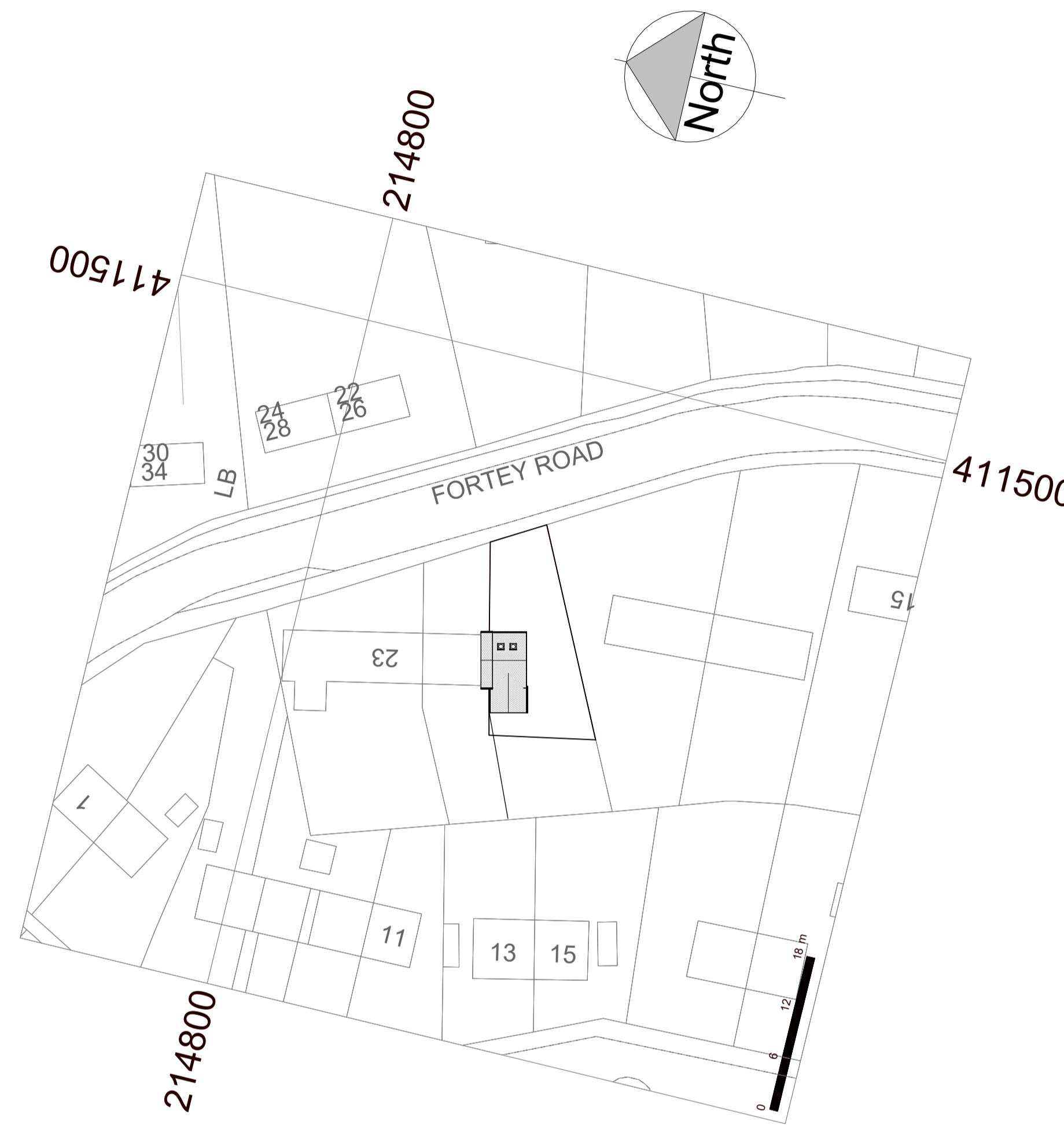
All drawings remain the property of BRO Architecture

Drainage Key

S	Storm Drainage
MH	Manhole
FD	Foul Drainage
SVP	Soil Vent Pipe
GP	Gulley Pot
RWP	Rainwater Pipe
AD	ACO Drain

Ducting Colour & Use

Red	Electric cable
Yellow	Gas Pipe
Blue	Water pipes
Green	Data/Comms
Grey	BT
Purple	Security - Cameras
Orange	Garden Lighting non Security

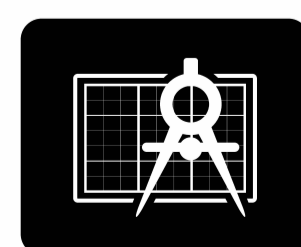


VISUAL SCALE 1:500 @ A1

1 Block Plan
1 : 500

DRAWING NUMBER

E1-3



BRO ARCHITECTURE
DESIGNING YOUR DREAMS

Mobile: 07508 856621
Website: www.broarchitecture.co.uk
E-mail: info@broarchitecture.co.uk

CLIENT

Anne Hergt-Saunders

SITE ADDRESS

21A Fortey Rd Northleach
GL54 3HN

PROJECT NAME

Proposed Side Elevation

DRAWING NAME

Existing Block Plan

DATE
24th Apr 22

REV

DRAWN BY
SH

SCALE (@ A1)
1 : 500

CHECKED BY
Client

PROJECT NUMBER
SH/BRO/240422-AS