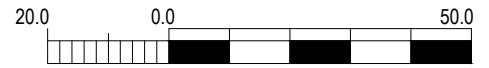


Scale = 1 : 500



Scale = 1 : 1,250

GENERAL NOTES

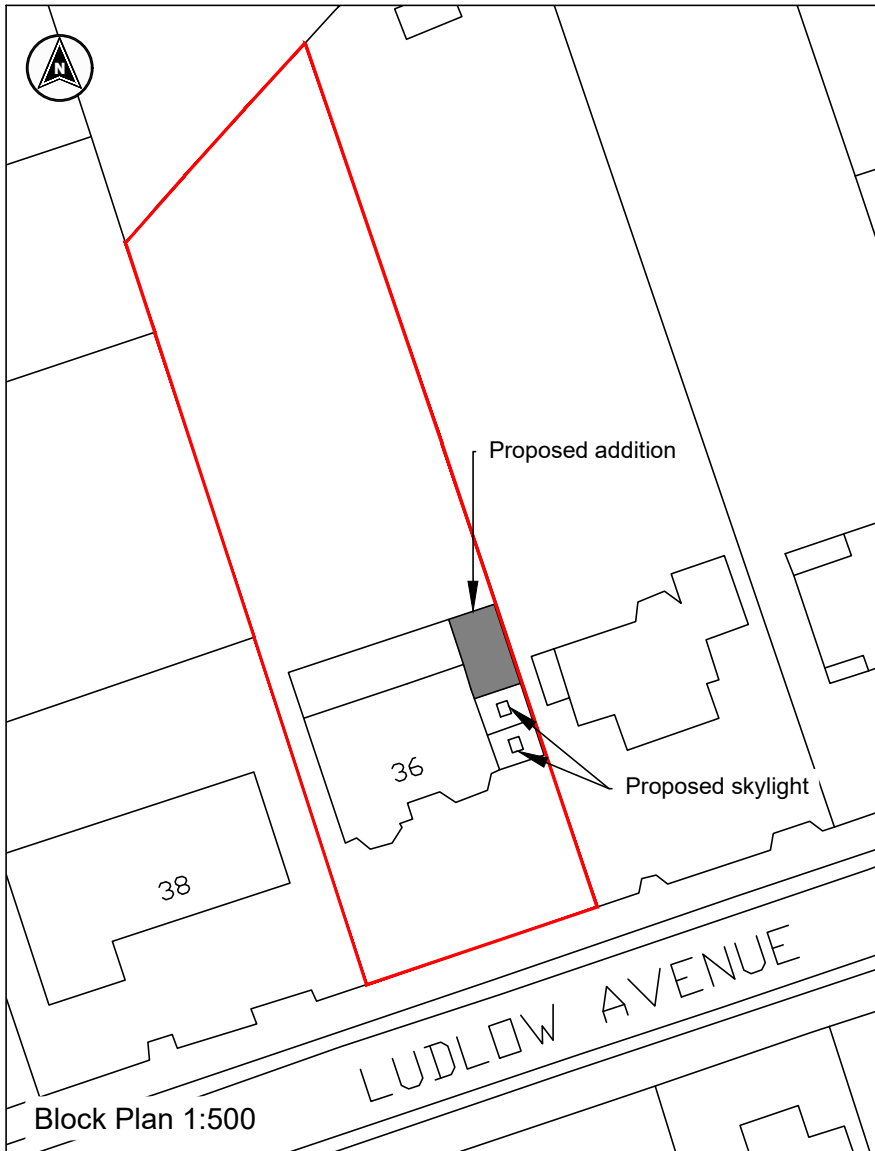
ALL DIMENSIONS TO BE CHECKED ON SITE PRIOR TO COMMENCING OF WORK.

CONTRACTOR/BUILDER MUST ENSURE ALL NEW GUTTERING, FASCIA, ETC. OF THE NEW ROOF ARE WITHIN BOUNDARY LINE AND MUST NOT PROJECT OVER THE B/LINE.

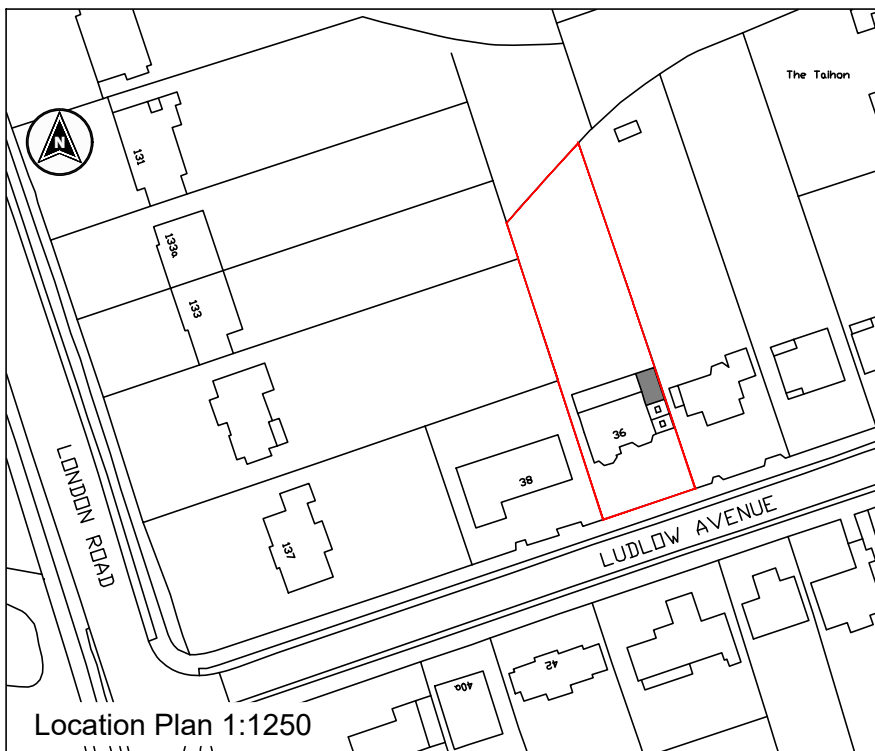
POSITION OF BOUNDARY LINE/WALL TO ADJACENT PROPERTIES TO BE AGREED IN WRITING BY PARTIES INVOLVED AS SET OUT IN THE PARTY WALL ACT. ETC. 1996 PRIOR TO WORK COMMENCEMENT.

ALL STRUCTURAL ALTERATION TO BE DESIGNED BY OTHER (STRUCTURAL ENGINEER) AND AGREED WITH BUILDING CONTROL PRIOR TO WORKS COMMENCING

CLIENT AND CONTRACTOR TO ENSURE SAFETY OF ALL ON SITE WHILE DEVELOPMENT IS CARRIED OUT, CDM 2015.



Block Plan 1:500



Location Plan 1:1250

Development:
Single storey side extension and part garage conversion to habitable space (gym)

Site address:

36 Ludlow Avenue, Luton

DWG number: 36LA/JAN24/LBP

Drawn By: AH

Scale: 1:1250 & 1:500

PLANNING

Client: Mr M Hoque

Issue date: 14.02.2024

Revision: -

a4

AH DESIGNS

CONSULTANCY LIMITED

Suite 105, 136 Biscot Road
Luton, Beds,
LU3 1AX

T. 01582 455738
M. 07960 043986

ARCHITECTURAL & STRUCTURAL CONSULTANTS