
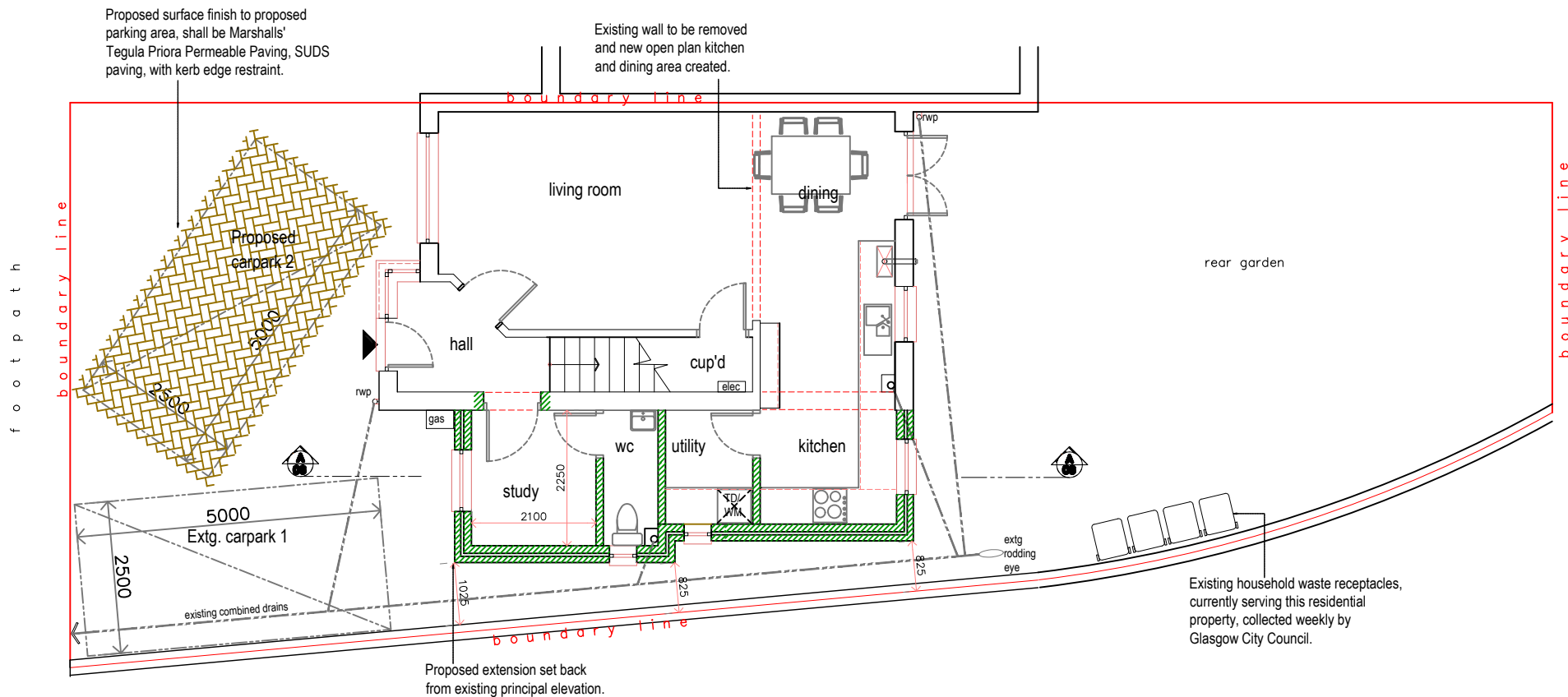



Proposed First Floor Plan  
Scale 1:100



Proposed Roof Plan  
Scale 1:100



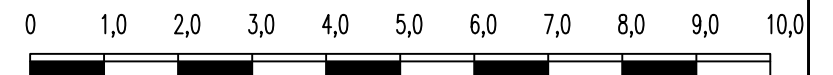
Proposed Ground Floor Plan  
Scale 1:100

NOTES

1. Do note scale from this drawing.
2. It is the Contractor's responsibility to report any inconsistencies on this drawing, or between drawings, to the Architects/Design Surveyor and to request clarification and instruction before proceeding.
3. All dimensions to be checked on site prior to commencement of construction and prior to ordering of materials and components.
4. Following electronic transfer of drawing information, it is the responsibility of the recipient to ensure scale accuracy.
5. This drawing is copyright. It is sent to you in confidence. It must not be copied, reproduced, used or disclosed to or by third parties without our permission. It remains our property and must be returned on request.
6. All rights described in Chapter IV of The Copyright, Design and Patents Act 1988 have been generally asserted.

- = proposed new structure
- = structure to be removed

M 1:100



Rev	Description	Date
Planning Application no.		
<b>HOUSE EXTENSION &amp; CONVERSION</b>		
<b>ADVISORY SERVICE</b>		
Tel 0330 2235825		
Construct 2 storey extension to side of dwelling at, 44 Leader Street, Glasgow, G33 2AJ.		
Drawing:	Proposed Floor Plans & Roof Plan	
Scale:	1:100 @ A3	
Date:	Feb. 2024	
Drg No:	A1058_PA04_revision	