
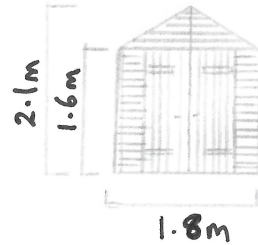


BUILDING SEVEN - EXISTING



Side Elevation - Both

SIDE



Front Elevation

FRONT

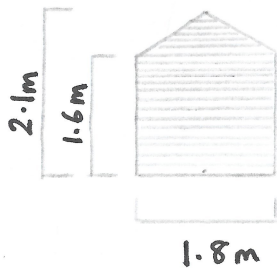


Roof Plan



Base Plan

REAR



Rear Elevation

Building 1shed Seven = B7

Materials = Timber fram + feather board
Roof = standard shed felt
Base = no base, placed on ground

