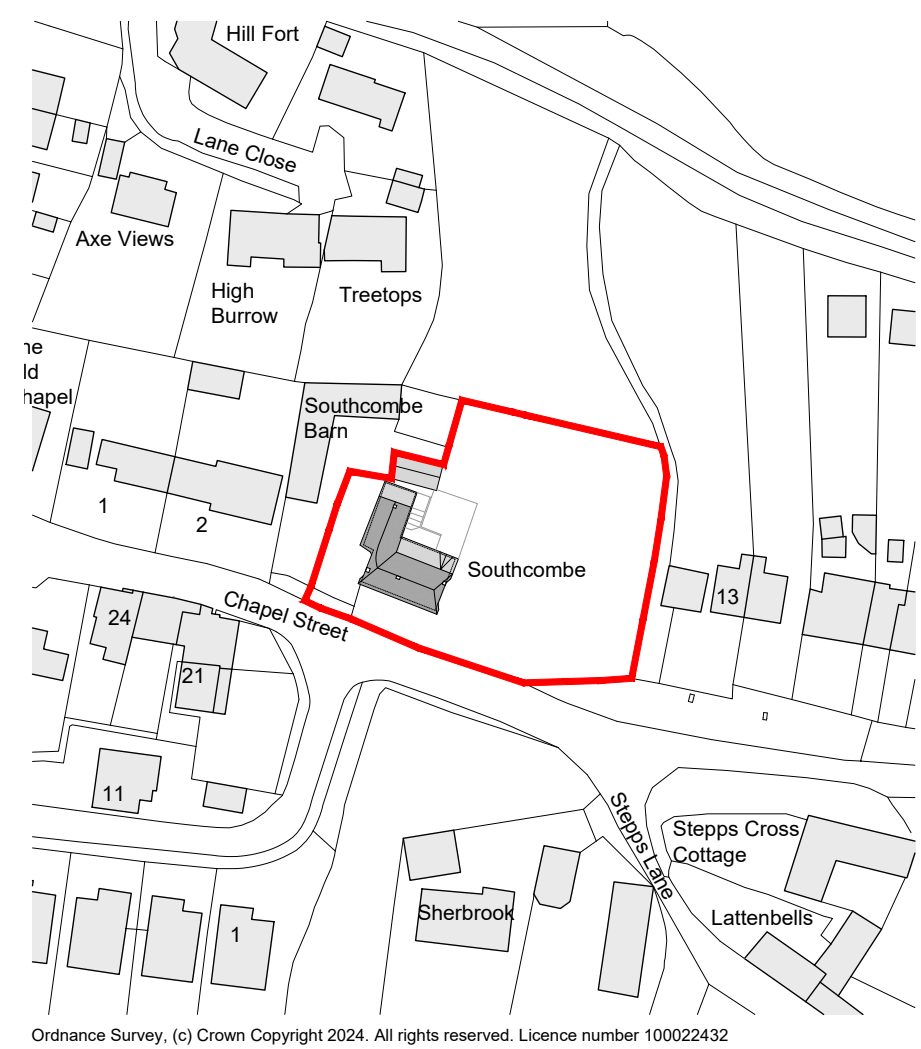



Site Plan

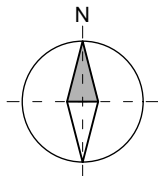

Scale 1:200



Ordnance Survey, (c) Crown Copyright 2024. All rights reserved. Licence number 100022432

Location Plan

Scale 1:1250



GENERAL NOTES:

- 1) Do not scale from this drawing except for planning purposes
- 2) All dimensions to be checked on site by the contractor
- 3) Report all omissions and/or errors to NDM Architects
- 4) All dimensions in millimetres unless otherwise stated
- 5) If in doubt contact administrator for clarification
- 6) All drawings are copyright of NDM Architects

LEGEND

- Ownership Boundary
- Application Boundary

MATERIALS

REV	DATE	DESCRIPTION

JOB TITLE

New Photovoltaic and Internal Alterations
 Southcombe Farm, Chapel Street, Axmouth, EX12 4AN

DRAWING TITLE

Site Plan and Location Plan

First issued	03/04/24
Scale	1:1250/ 1:200 @ A2
Job code	24-015
Status	PL
Drawing number	E100
Revision	-
Drawn by:	TW
Checked by:	-

