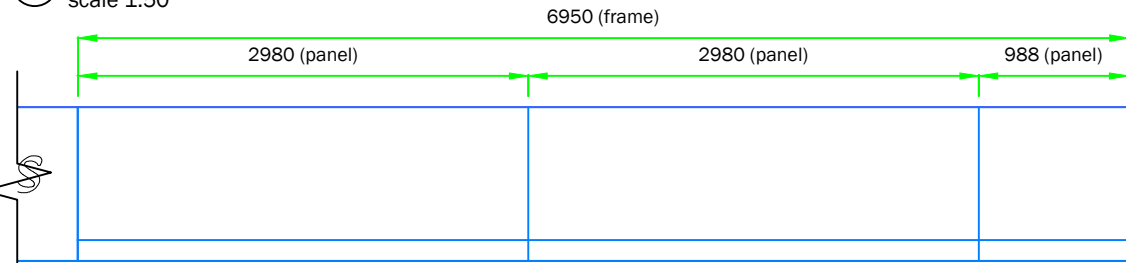
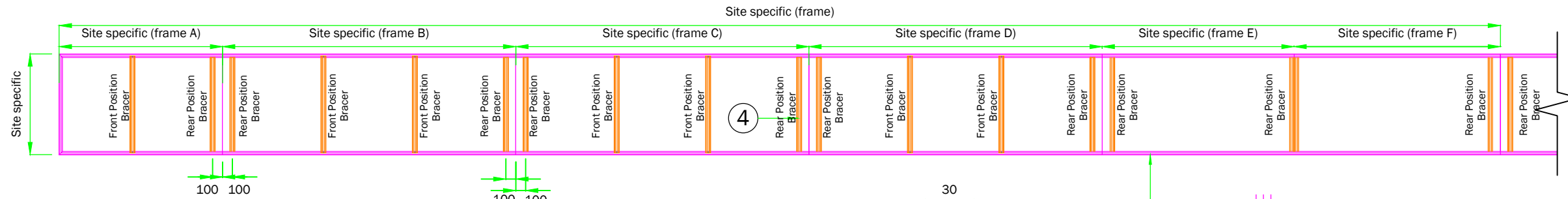


**Fascia Elevation - LHS**  
scale 1:50

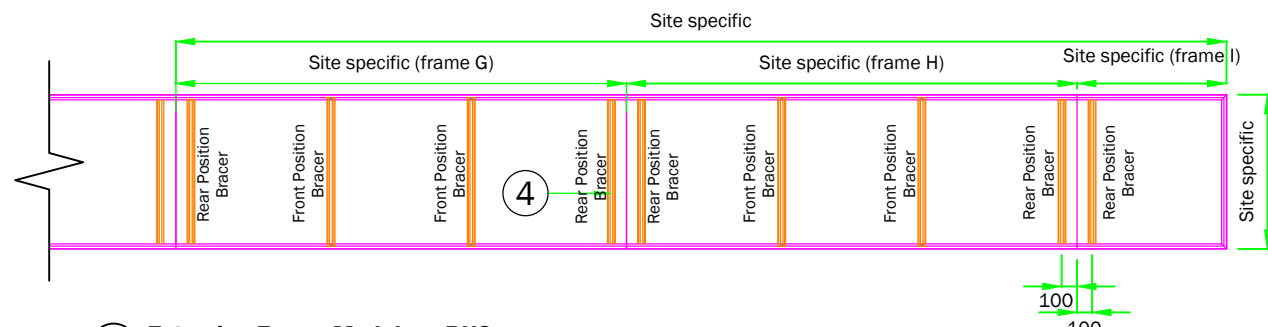


**Fascia Elevation - RHS**  
scale 1:50

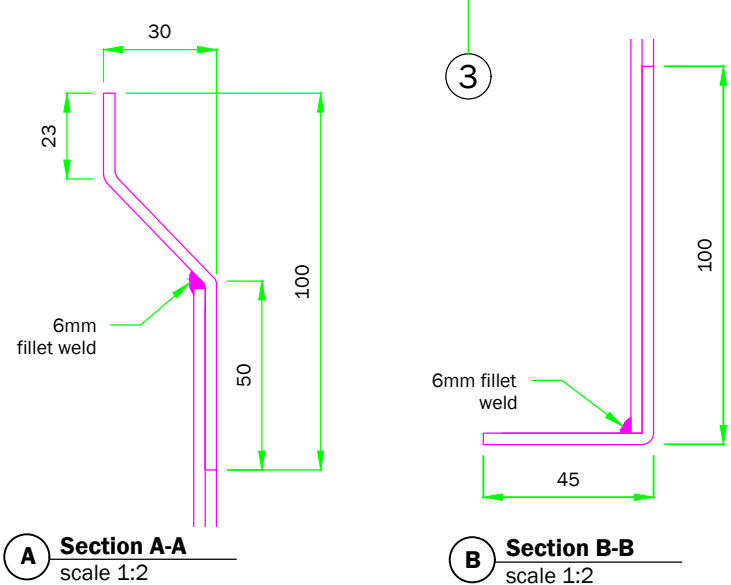
WRITTEN SPECIFICATION						
PART No.	DESCRIPTION	PART QTY.	PART WEIGHT (KG)	TOTAL WEIGHT (KG)	MATERIAL USAGE (LDM)	LEAD TIME RISK
1a	2mm aluminium panel, to be powdercoated BLUE RAL 9005, 30% gloss, BROWN ARIZONA OAK strip applied to face, to be digitally printed onto opaque WHITE vinyl -Metamark MD3-301M with Metaguard 300 MG-302 MATT overlaminate.	7	-	-	-	Y
1b	3mm fret cut aluminium panel, to be powdercoated WHITE RAL 9010, 30% gloss	2	-	-	-	Y
2a	Inter* to be 5mm Opal 030 with Avery 5500LD/82A BLUE translucent vinyl applied to face, flush in-laid and fixed to rear of panel with Big Head fixings and Simson ISR 70.03.	1	-	-	-	-
2b	TESCO* to be 5mm Opal 030 with Avery 4509 RED 431 translucent vinyl applied to face, flush in-laid and fixed to rear of panel with Big Head fixings and Simson ISR 70.03.	1	-	-	-	-
2c	BLIPS* to be 5mm Opal 030 with Avery 5500LD/82A BLUE translucent vinyl applied to face, flush in-laid and fixed to rear of panel with Big Head fixings and Simson ISR 70.03.	1	-	-	-	-
3	ASGLK081 extrusion frame, to be BROWN ARIZONA OAK finish	9	-	-	-	-
4	ASGLK016 extrusion brace, riveted to extrusion frame. To be left mill finish	27	-	-	-	-
5	3mm flat aluminium joining piece, 29x150mm. To be left mill finish	8	-	-	-	-
6	No.8x25mm Flange Head Self Tapper, touched up to match LWD	as req'd	-	-	-	-
7	3mm WHITE Foam PVC LED panel	2	-	-	-	-
8	Tetra MiniMAX 7100K LED's (GEMM7.2)	100	-	-	-	-
9	MEAN WELL LPV-60-12	1	-	-	-	-
10	Frame work from folded from 3mm aluminium z bracket welded to 45x45x3mm aluminium angle using 50x3mm strips (6mm fillet weld)	9	-	-	-	-
11	No.8x50mm Flange Head Self Tapper, touched up to match to match LWD	as req'd	-	-	-	-
12	Bonding to be 3M 5952 VHB tape. To be applied to full perimeter of frame and also vertical braces	as req'd	-	-	-	-
13	No.8x13mm Flange Head Self Tapper	as req'd	-	-	-	-
14	Fixings and anchors to suit substrate	as req'd	-	-	-	-



**Extrusion Frame Modules - LHS**  
scale 1:50

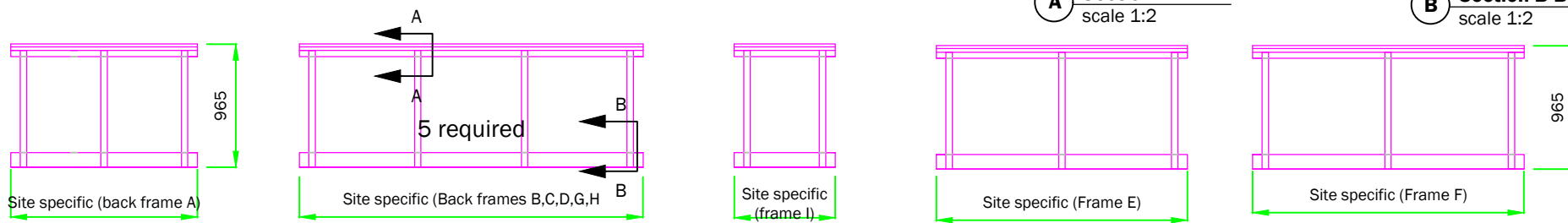


**Extrusion Frame Modules - RHS**  
scale 1:50

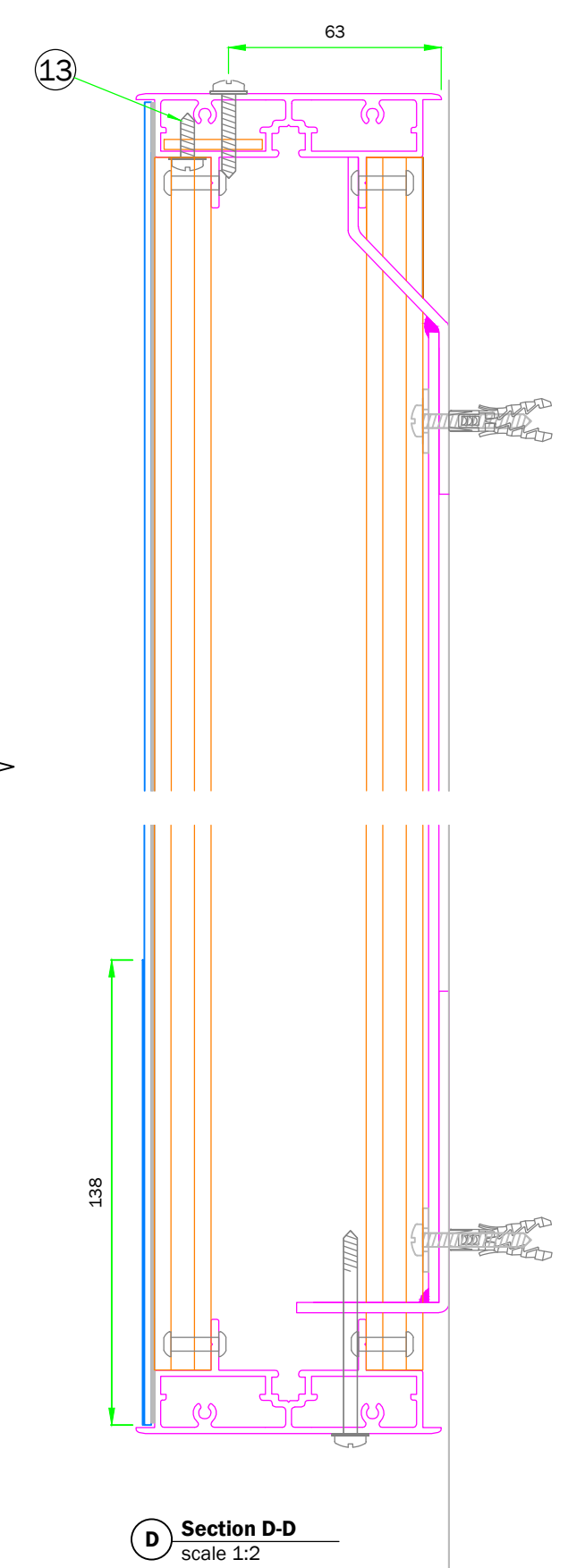


**A Section A-A**  
scale 1:2

**B Section B-B**  
scale 1:2



**Back Frames**  
scale 1:50



**D Section D-D**  
scale 1:2