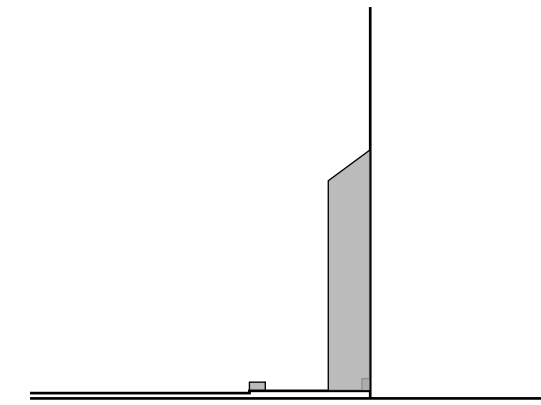
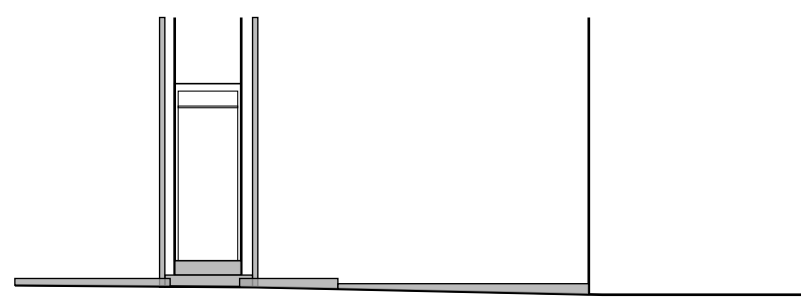


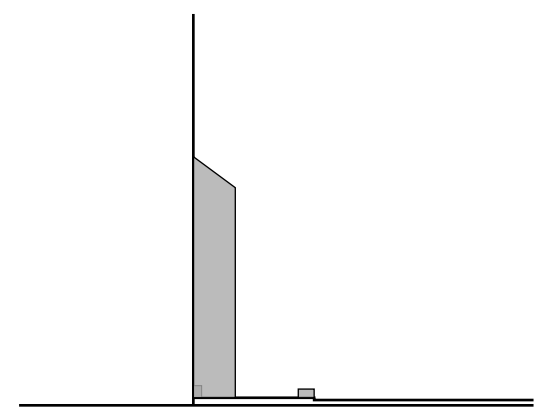
**Existing Plan  
(Scale 1:100)**



**Section C-C  
(Scale 1:100)**



**Section A-A  
(Scale 1:100)**



**Section B-B  
(Scale 1:100)**



|  |  |                 |           |                   |
|--|--|-----------------|-----------|-------------------|
| Client Name:<br><b>Alice Maley</b>   | Drawing No:<br>21720-AL02                      | Drawn by:<br>BM | Revision: | Date:<br>03/04/24 |
| Client Address:<br>2 Lloyd Avenue,<br>Glasgow, G32 8NH   | Drawing Title:<br>Existing plan and elevations |                 |           |                   |
| <b>William P Whiland &amp; Son, 8 Alder Road, Broadmeadow Estate, Dumbarton, G82 2EL</b><br>Tel: 01389 730430 Fax: 01389 743833 Email: ramps@whiland.co.uk |  |                 |           |                   |

|                    |                  |
|--------------------|------------------|
| Entrance:<br>Front | Platform Height: |
| Rise:              | Gradient:        |
| Ramp Length:       | Ramp Width:      |

This drawing is the copyright of William P Whiland & Son Ltd. and must not be copied or reproduced without permission - only written dimensions to be respected - where applicable, all dimensions are to be checked on site - this drawing must be read in conjunction with the contract specification and all other architects / engineers; layouts, schedules and details