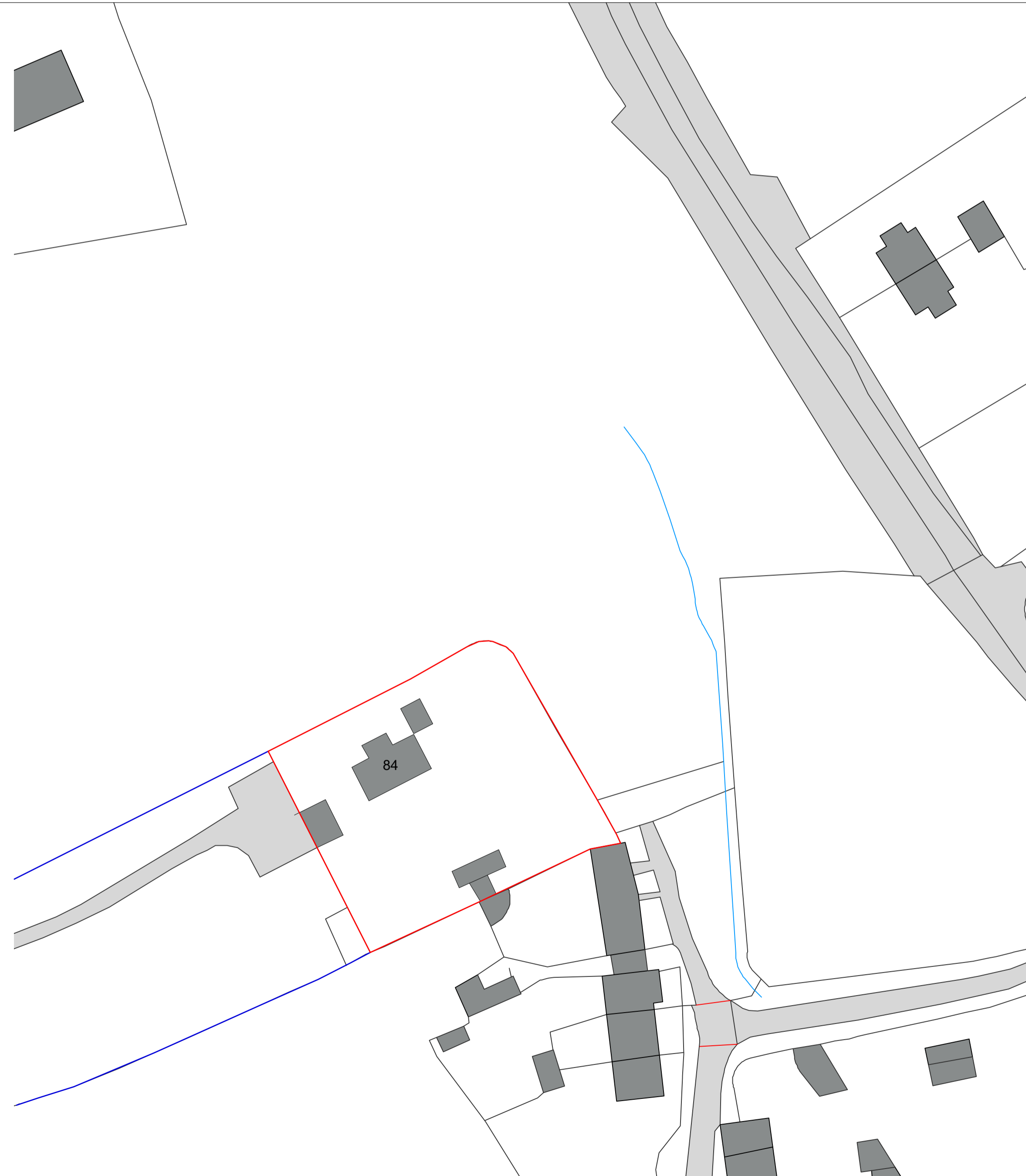
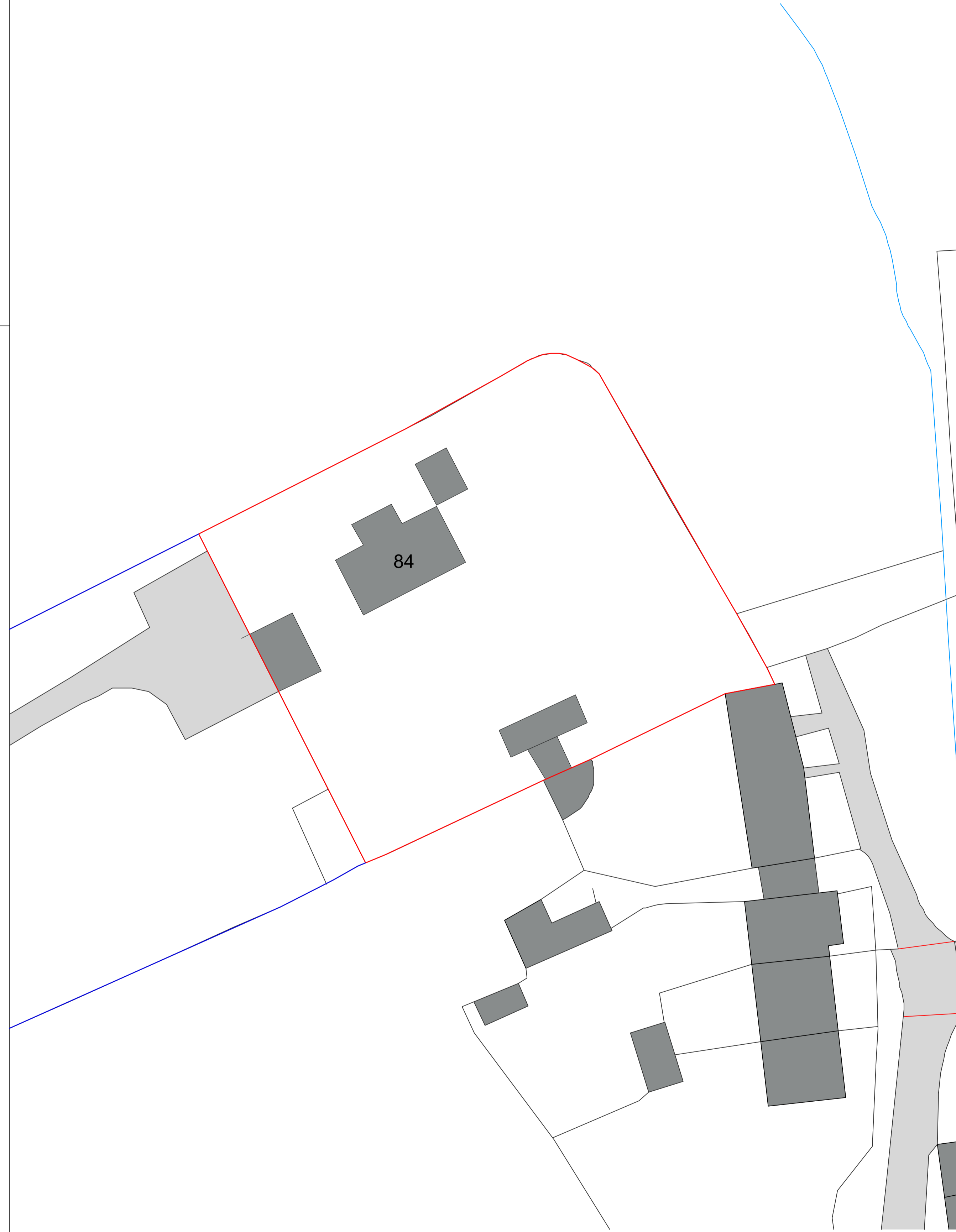




1 AERIAL VIEW
NOT TO SCALE

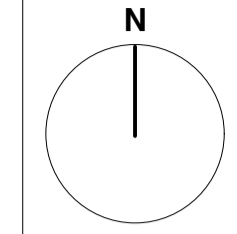


2 LOCATION PLAN
1:500 @ A1 / 1:1000 @ A3



3 BLOCK PLAN
1:250 @ A1 / 1:500 @ A3

- 1 Any discrepancies to be referred to the Architect.
- 2 This drawing is to be read in conjunction with all relevant specifications and other drawings issued by the Architect, and other specialists.
- 3 This drawing is copyright and is not to be reproduced without RRA permission.
- 4 IF IN DOUBT, ASK.



- SITE BOUNDARY
- CURTLAGE WITHIN CLIENT OWNERSHIP

Revision Description	Date	Check	Rev
Revised boundary line	17/03/21	MP	A



RRA Architects Ltd
Watershed
Wye Street
Hereford HR2 7RB

Unit A7 Elmbridge Court
Cheltenham Road East
Gloucester GL3 1JZ

E info@rraarchitects.com
www.rraarchitects.com

Gloucestershire T 01242 269 374 Hereford T 01432 278 707 Ludlow T 01584 519 747 London T 02031 300 398

Project :
Field Cottage,
84 Hampnett,
Cheltenham,
Gloucestershire,
GL54 3NN

Drawing Title :
Site Location and Block Plan

Status	Date	Drawn By
PLANNING	MARCH 2021	SW
Drawing No.	Revision	Scale
3411 P(0) 01	A	As Shown