EXISTING GROUND FLOOR (Scale 1:50)

SCALE BAR - (mm)

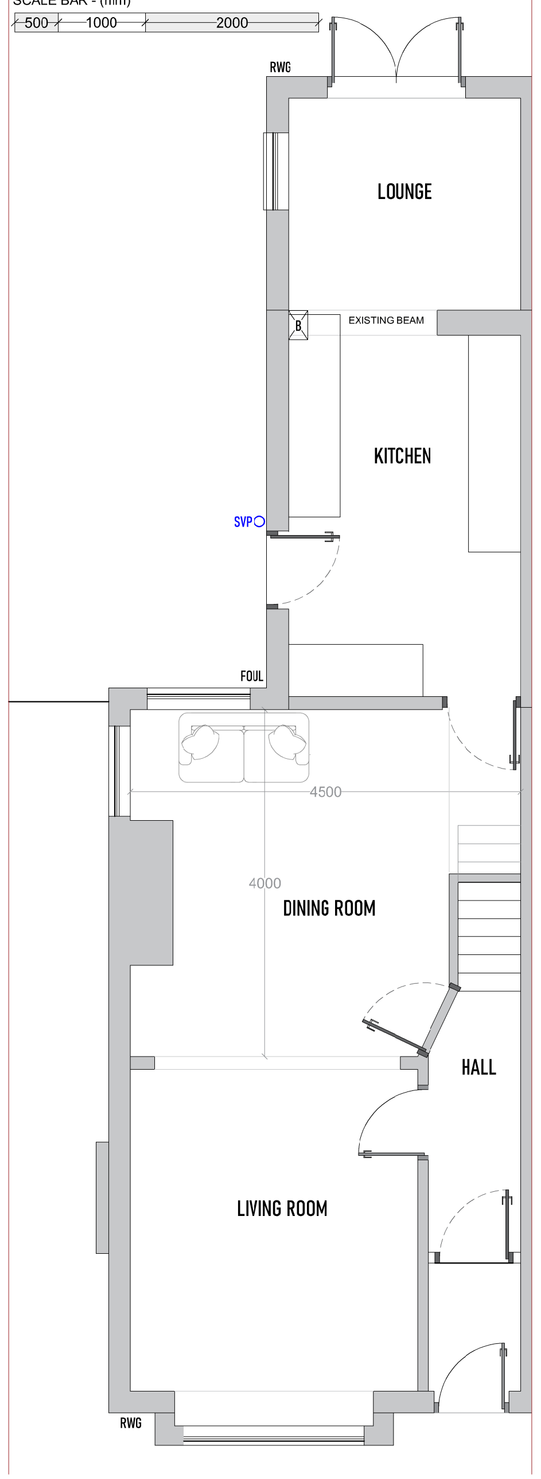

STRUCTURAL DESIGN TO BE UNDERTAKEN PRIOR TO WORKS COMMENCING

New and altered structural elements such as beams, steelwork and bearings must be designed by a qualified structural engineer and complete calculations are to be provided justifying adequacy for purpose.

Existing foundations to be assessed by SE and BCO and agreed for suitability, or upgraded where necessary

Condition of existing building to be further assessed for suitability. Existing beams and lintels should be determined by S.E and assessed / replaced where required

- New Steelwork / Beams
- SD Smoke Detector & Scunder Hardwired and interlinked BS 5839
- HD Heat Detector & Sounder Hardwired and interlinked BS 5839
  FIRE DETECTION UPGRADE THROUGHOUT DWELLING
- Extract Fan - Suitable for room use PART F
- External Lighting - PART P
- B Boiler & Flue and installation to PART J locations to be confirmed by specialist.
- G Gas point
- W Water inlet
- RWG RWP positions may differ from that shown, for firal location refer to site PART H
- SVP SVP positions may differ from that shown, for firal location refer to site. SVP boxed with 2x12.5mm, Void to be packed with Fiberglas quilt insulation, PART H
- FOUL FOUL positions may differ from that shown, for firal location refer to site PART H

Note: Lines of drainage could not be fully determined. New drainage runs to be agreed onsite with Building control prior to covering up

Final room layouts and finishes Kitchens, bathrooms, WC's to be decided by owners.

Minimum Thermal Elements

Wall Insulation - 0.18W/m²K
Roof Insulation - 0.15W/m²K
Floor Insulation - 0.18w/m²K
Windows & Doors - 1.4w/m²K

See Specifications & Details L1B - CONSEVATION OF FUEL AND POWER IN EXISTING DWELLINGS

PROPOSED GROUND FLOOR (Scale 1:50)

SCALE BAR - (mm)

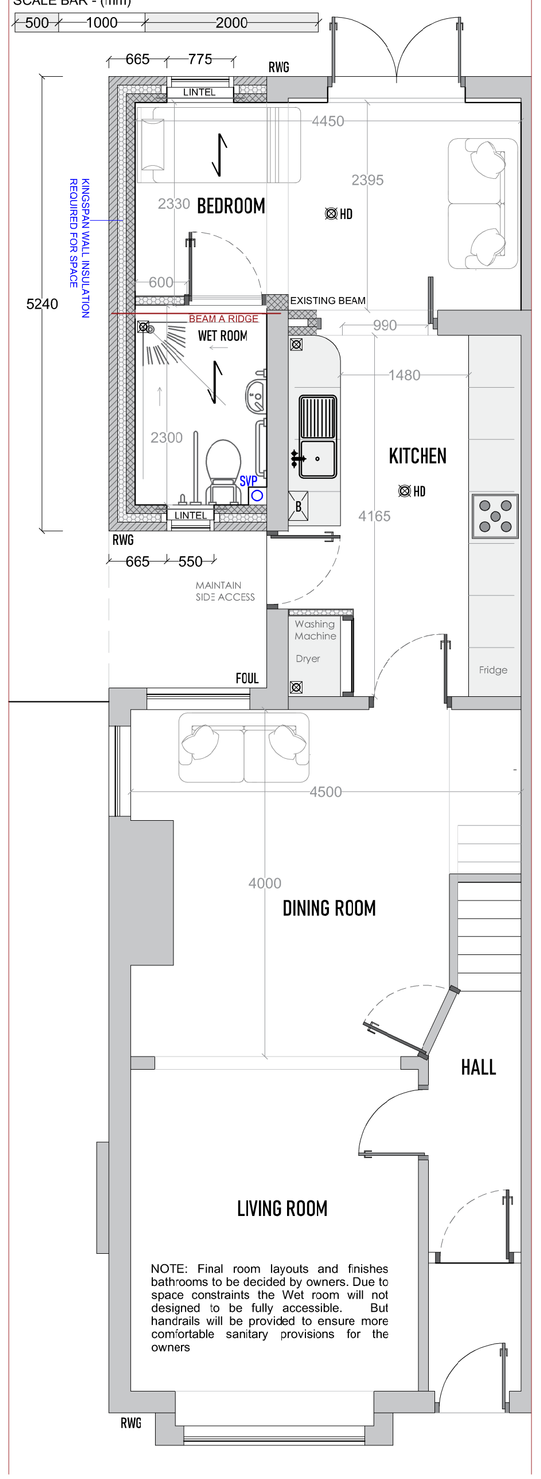

NOTE: Final room layouts and finishes bathrooms to be decided by owners. Due to space constraints the Wet room will not designed to be fully accessible. But handrails will be provided to ensure more comfortable sanitary provisions for the owners

VAULTED ROOFS - MINIMUM PITCH 15°
TIMBER SIZES: **170 x 50 C16 400c**
Timbers to be doubled up around any velux's

U-VALUE: **0.15W/m²K Minimum**

1. BETWEEN - K107 Kooltherm Pitched Roof Board **120mm**
2. UNDER - K118 Kooltherm K7 Insulated Plasterboard** **32.5mm**

ROOF TILES: To be suitable for final roof pitch
MEMBRANE: Suitable Breathable membrane - Kingspan Nilvent

PROPOSED EXTERNAL WALL BUILDUP:
0.17W/m2K - 300mm Thick + Plasterboard and finish:
All walls below dpc level shall be built in brick. Cavity walls shall be 102mm outer leaf of approved facing brick, **50mm Kingspan K106 insulation**, 100mm Tarmac Toplite Standard block inner leaf with 12.5mm plasterboard on dabs to give a minimum U-value of 0.18W/m2. Movement joints to be provided in accordance with block and brick manufacturers recommendations. The cavity is to be concrete filled up to 225mm below dpc. Wall ties are to be stainless steel to BS EN845-1 and DD140-2 spaced at 750mm horizontally, 450mm vertically and 225mm vertically at reveals. Internal block walls are to be 100mm Toplite Standard block. Min 7N Concrete blocks to be used below point loads (Underside of padstones).

STRUCTURAL DESIGN TO BE UNDERTAKEN PRIOR TO WORKS COMMENCING

New and altered structural elements such as beams, steelwork and bearings must be designed by a qualified structural engineer and complete calculations are to be provided justifying adequacy for purpose.

Existing foundations to be assessed by SE and BCO and agreed for suitability, or upgraded where necessary

Condition of existing building to be further assessed for suitability. Existing beams and lintels should be determined by S.E and assessed / replaced where required

- New Steelwork / Beams
- SD Smoke Detector & Sounder Hardwired and interlinked BS 5839
- HD Heat Detector & Sounder Hardwired and interlinked BS 5839
  FIRE DETECTION UPGRADE THROUGHOUT DWELLING
- Extract Fan - Suitable for room use PART F
- External Lighting - PART P
- B Boiler & Flue and installation to PART J locations to be confirmed by specialist.
- G Gas point
- W Water inlet
- RWG RWP positions may differ from that shown, for final location refer to site PART H
- SVP SVP positions may differ from that shown, for final location refer to site. SVP boxed with 2x12.5mm, Void to be packed with Fiberglas quilt insulation, PART H
- FOUL FOUL positions may differ from that shown, for final location refer to site PART H

Note: Lines of drainage could not be fully determined. New drainage runs to be agreed onsite with Building control prior to covering up

Final room layouts and finishes Kitchens, bathrooms, WC's to be decided by owners.

Minimum Thermal Elements

Wall Insulation - 0.18W/m²K
Roof Insulation - 0.15W/m²K
Floor Insulation - 0.18w/m²K
Windows & Doors - 1.4w/m²K

See Specifications & Details L1B - CONSEVATION OF FUEL AND POWER IN EXISTING DWELLINGS

VAULTED ROOFS
MINIMUM PITCH 15°

U-VALUE: 0.15W/m²K Minimum

1. **BETWEEN - Kingspan K107 (120mm)**
2. **UNDER - K118 Kooltherm K7 Insulated Plasterboard** (32.5mm)**

Floor Slab - 0.15w/m2K
KINGSPAN K103 - 150mm

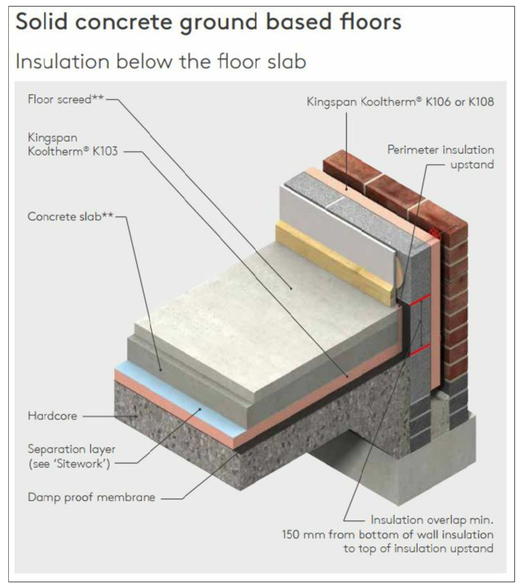

Installer will refer to manufacturers technical information for further installation details and information

EXISTING FRONT ELEVATION (Scale 1:100)
SCALE BAR - (mm) 500 1000 2000

EXISTING REAR ELEVATION (Scale 1:100)
SCALE BAR - (mm) 500 1000 2000

EXISTING SIDE ELEVATION (Scale 1:100)
SCALE BAR - (mm) 500 1000 2000

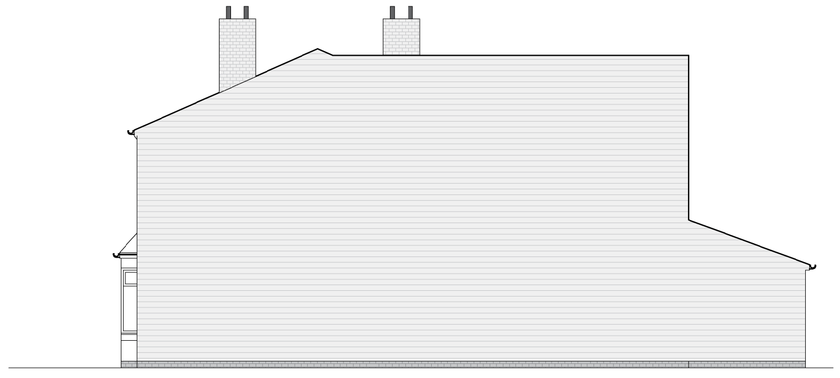

EXISTING SIDE ELEVATION (Scale 1:100)
SCALE BAR - (mm) 500 1000 2000

PROPOSED FRONT ELEVATION (Scale 1:100)
SCALE BAR - (mm) 500 1000 2000

PROPOSED REAR ELEVATION (Scale 1:100)
SCALE BAR - (mm) 500 1000 2000

PROPOSED SIDE ELEVATION (Scale 1:100)
SCALE BAR - (mm) 500 1000 2000

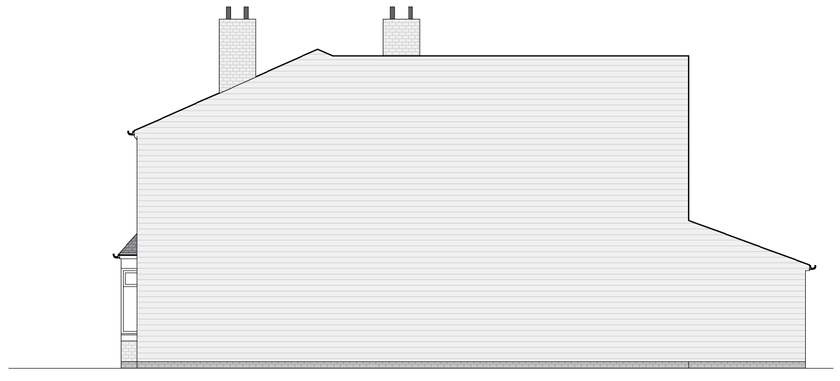

PROPOSED SIDE ELEVATION (Scale 1:100)
SCALE BAR - (mm) 500 1000 2000

ALL WORKS TO BE UNDERTAKEN TO LATEST BUILDING REGULATIONS, BRITISH STANDARDS AND MANUFACTURERS RECOMMENDATIONS.

TOWN AND COUNTRY PLANNING ACT 1990 - Advice to be taken from the Local Authority by Client, Planning permission should be applied for and obtained by the owners prior to work commencing.

BUILDING REGULATIONS APPROVAL - Building control approval Is required for this project. The contractor must provide the appointed Building control body with plans for assessment and all statutory notices for inspections and must liaise with the statutory undertakers and comply with their requirements.

- Full plans approval building control approval to be obtained by the owners prior to work commencing. or
- Building Notice for domestic extension projects only, additional inspections and notifications will be needed to ensure compliance throughout the build.

PARTY WALL ACT - Prior to commencing work the builder/owners shall ensure that neighbors have been given notice under the Party Wall Act 1996.

CDM REGULATIONS 2015 - The contractor/builder shall be fully aware of the latest Construction (Design and Management) Regulations 2015. The contractor shall notify the Health and Safety Executive where required. Client is responsible for the appointment of a competent contractor/builder.

GENERAL - All dimensions given whether figured or scaled are to be checked and verified on site by the contractor prior to commencement of work. Figured dimensions are to take preference over scaled dimensions.

THEEXTENSIONHOUSE
PLANNING & DESIGN SERVICES
54 St James Street, Liverpool, L1 0AB
TheExtensionHouse.ltd@gmail.com
Tel: 07568 164 169

PURPOSE	Planning and Building Regulations Only	SITE ADDRESS	68 Old Ln, Prescot L34 2RQ
WORK	SINGLE STOREY EXTENSION TO DWELLINGHOUSE	Number 2.1	REVISION A
DRAWING	Existing and Proposed Floor Plans and Elevations	SCALE 1 - A1 1:50 Floor Plans	SCALE 2 - A1 1:100 Elevations