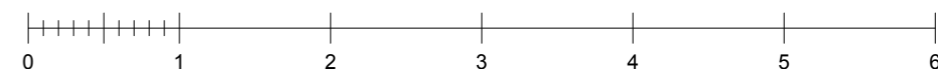
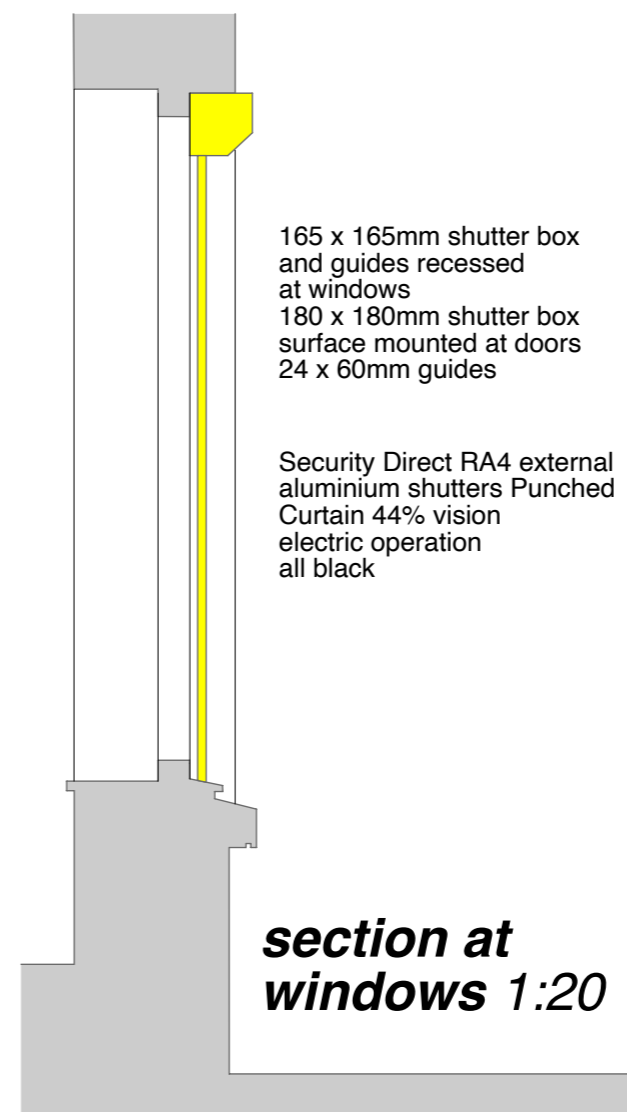
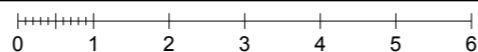


**proposed 1:50**



**existing 1:100**



165 x 165mm shutter box  
and guides recessed  
at windows  
180 x 180mm shutter box  
surface mounted at doors  
24 x 60mm guides

Security Direct RA4 external  
aluminium shutters Punched  
Curtain 44% vision  
electric operation  
all black

**section at  
windows 1:20**



*alterations to shop - new shutters etc*  
**1 PRINGLE TERRACE  
EDINBURGH, EH16 4JE**  
**north elevation**

scale 1:100/50 April 2024  
Whitelaw Assoc. 01968 660452

**drg. P2**