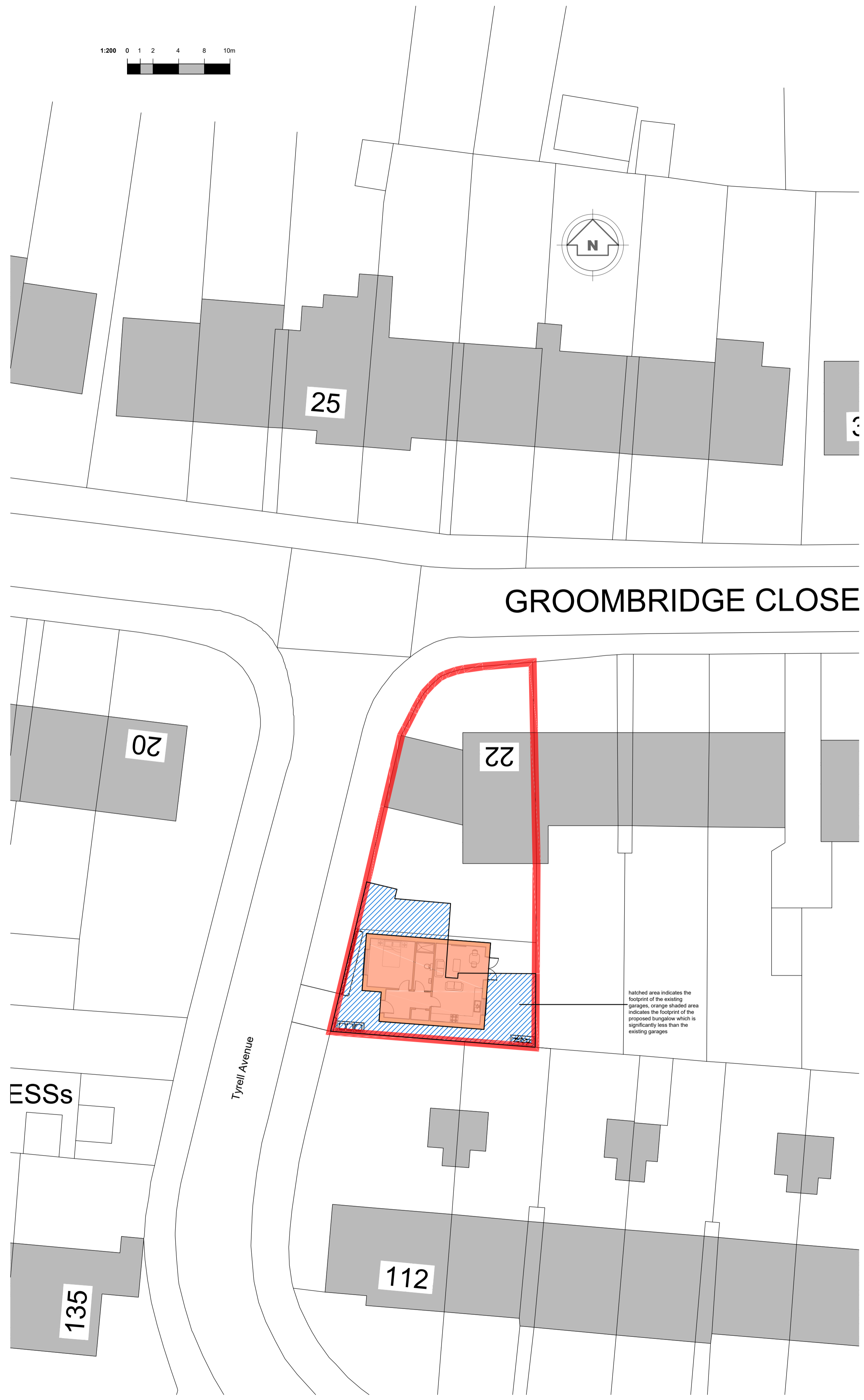


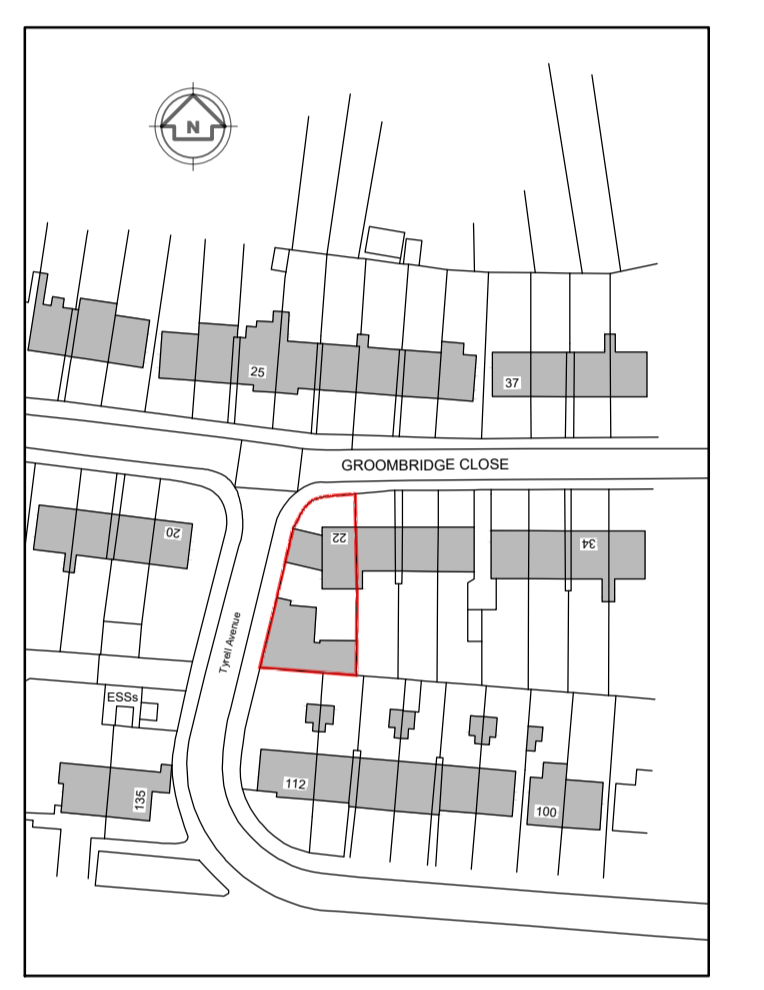
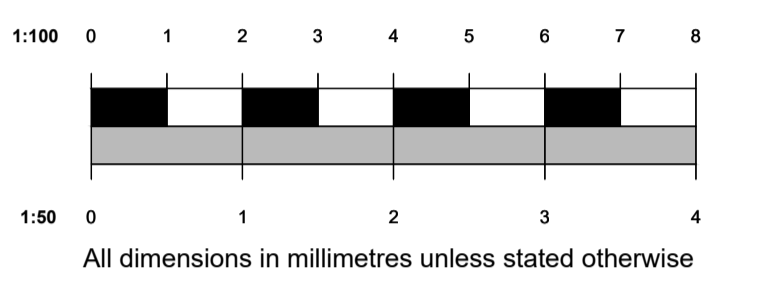
Existing Block Plan 1:200



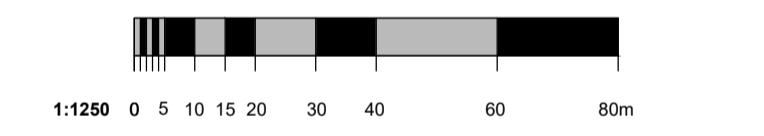
Proposed Block Plan 1:200

- General Notes:**
1. Dimensions should not be scaled from the drawings where accuracy is essential.
  2. Details, dimensions and levels to be checked on site by builder prior to commencement of works. Any works commenced prior to all necessary local authority approvals are entirely at the risk of the owner & builder.
  3. Structural details are subject to exposure of existing construction and verification by L.A. Surveyor and any necessary revised details are to be agreed with the L.A. Surveyor prior to carrying out the affected works.
  4. All materials are to be used in accordance with the manufacturers' guidelines and all relevant British Standards Codes of Practice & Regulation 7 of Building Regs.
  5. All works are to be carried out in accordance with Local Authority requirements.
  6. The intended works fall within the Party Wall Act 1996 and any adjoining owners affected must be notified prior to commencement of any works.

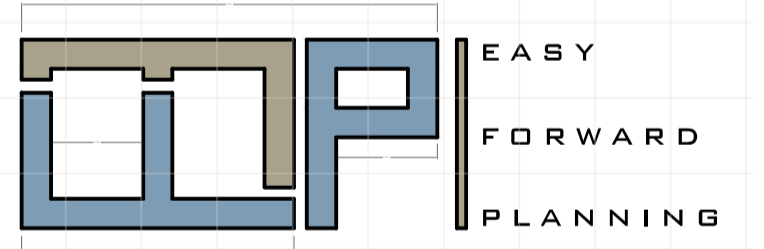
When printing off pdf drawings, it is the responsibility of the user to verify that the resulting prints are to scale on the appropriate sized sheet. Also the scale bar on the plan measure correctly.



Site Plan at 1:1250



rev.	description	date	chkd.
------	-------------	------	-------



t: 07787744404 e: efplanning@outlook.com

client: Mr O Mehmet

address: 22 Groombridge Close, Welling, Kent, DA16 2BS

drawing title: Existing and Proposed Block Plans.

project: Erection of a 1 bedroom detached bungalow.

drawn: Eralp Semi chkd: sch:

status: Planning date: April 2024

drawing no: EFP/24019 - 3 Bungalow

scale: 1:50, 1:100 at A1 rev date: