


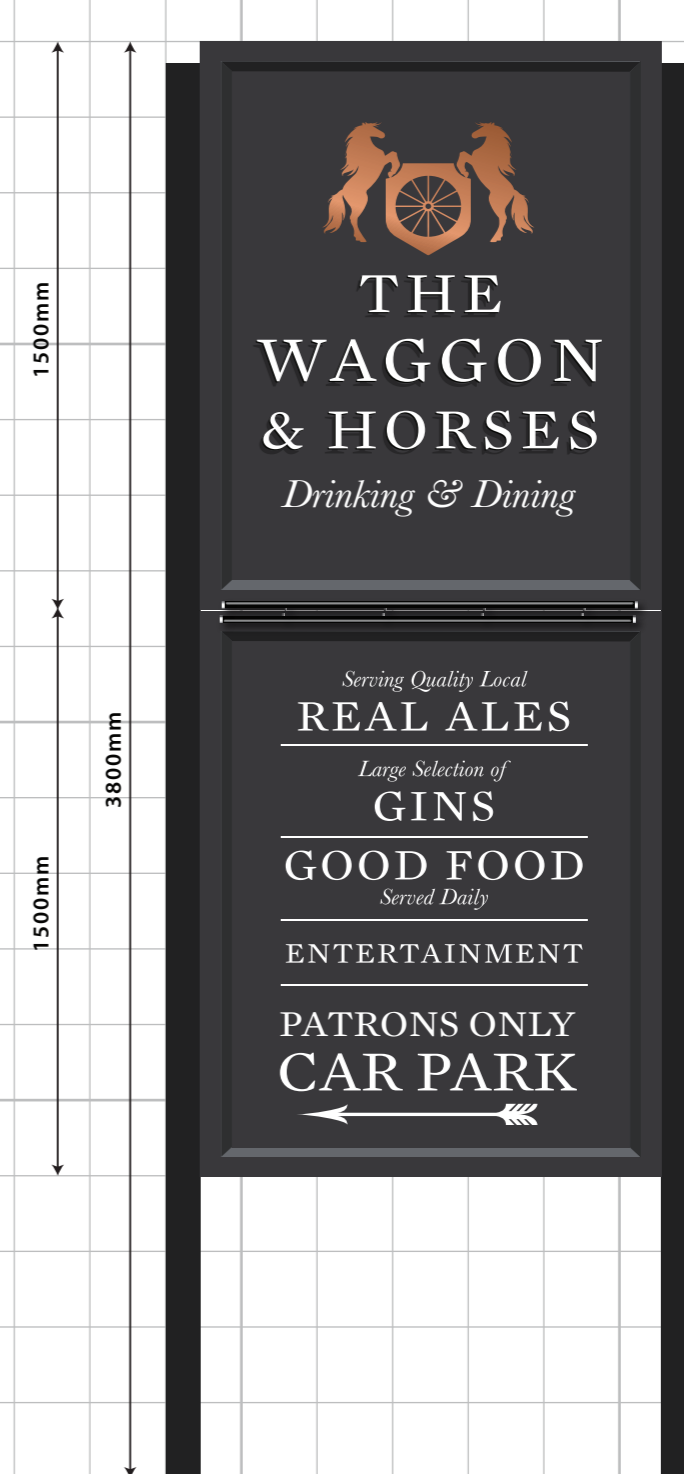
A TWO X SETS OF INDIVIDUAL HOUSENAME LETTERS FINISHED WHITE.
SIZE. 1.9m x 1000mm. H.A.G. 3.3/4.5m.



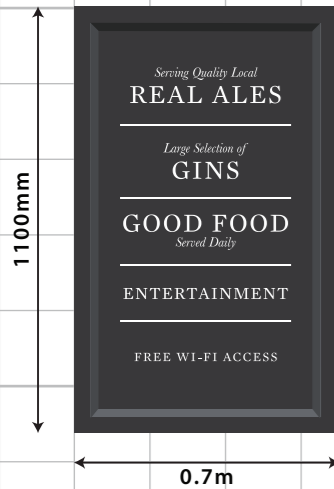
B ONE X DOUBLE SIDED HANGING PANEL AND FRET CUT LOGO. ILLUMINATED BY LINOLITES.
SIZE. 1.1m x 1100mm. H.A.G. 3.2m.



C ONE X DOUBLE LEGGED TOTEM SIGN. ILLUMINATED BY TROUGH LIGHTS.
SIZE. 1.4m x 3800mm. H.A.G. 0.8m.



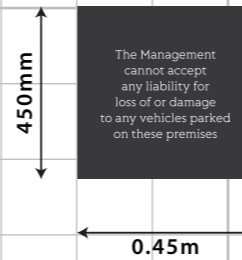
D ONE X AMIENITY BOARD.
SIZE. 0.7m x 1100mm. H.A.G. 1m.



F ONE X SMALL ENTRANCE SIGN.
SIZE. 1.4m x 200mm. H.A.G. 2.2m.



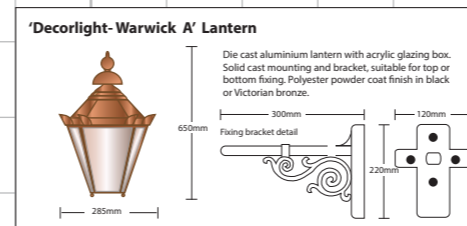
G ONE X DISCLAIMER SIGN.
SIZE. 0.45m x 450mm.




H ONE X COREX POST SIGN.
SIZE. 1.4m x 1800mm. H.A.G. 0.7m.



I TWO X LANTERNS TO ENTRANCE.
SIZE. 0.28m x 650mm. H.A.G. 2.3m.



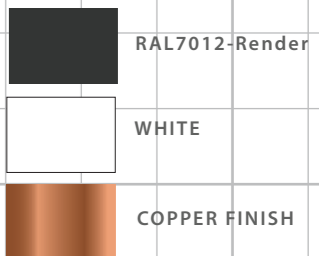
J SIX X FLOODLIGHTS.
SIZE. 0.23m x 168mm. H.A.G. 5/5.8m.



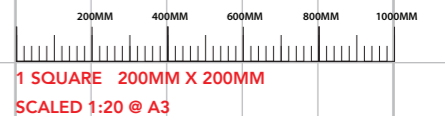
E ONE X CHALKBOARD.
SIZE. 0.7m x 1100mm. H.A.G. 1m.



SIGN COLOURS:

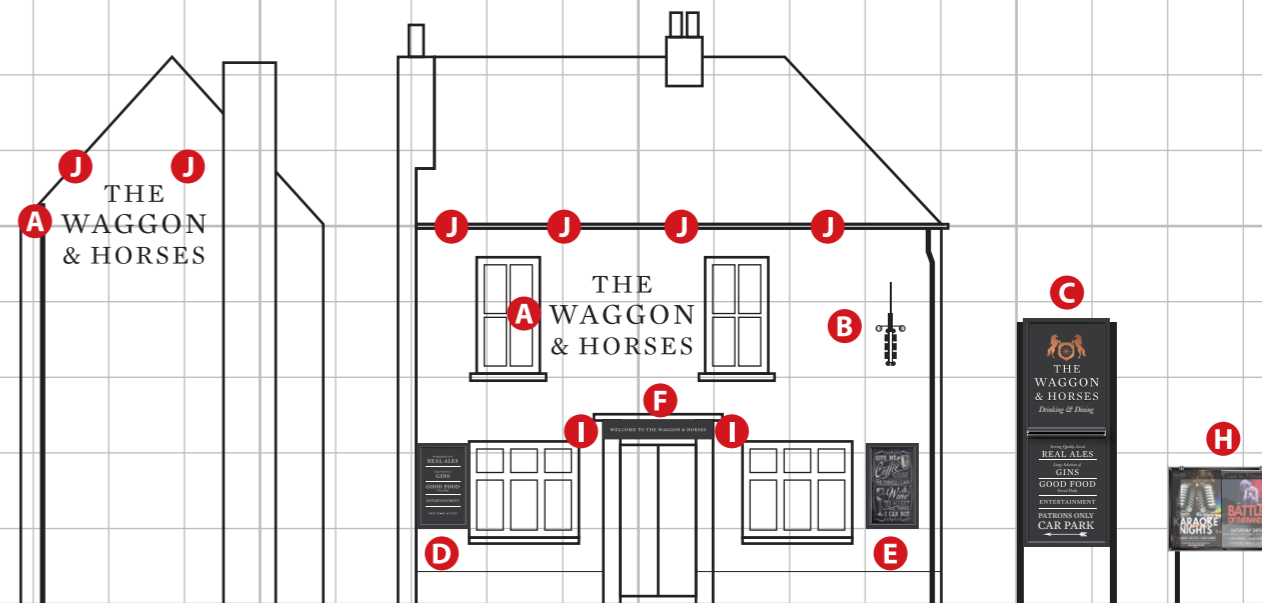


TYPEFACES:
 Mercury, Baskerville italic

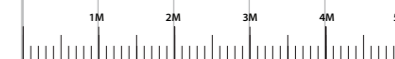




EXISTING ELEVATIONS



PROPOSED ELEVATIONS



1 SQUARE 1M X 1M
 SCALED 1:100 @ A3



BUILDING COLOURS:

- RAL7012-Render
- RAL7035-Windows
- BLACK-Gutters, drainpipes, timber to porches.

