



SIDE

FRONT

SIDE

APPLICATION SITE

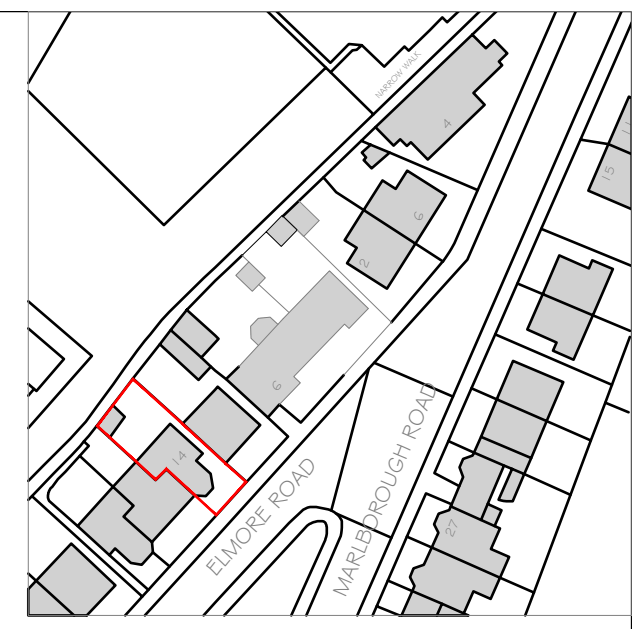


SIDE

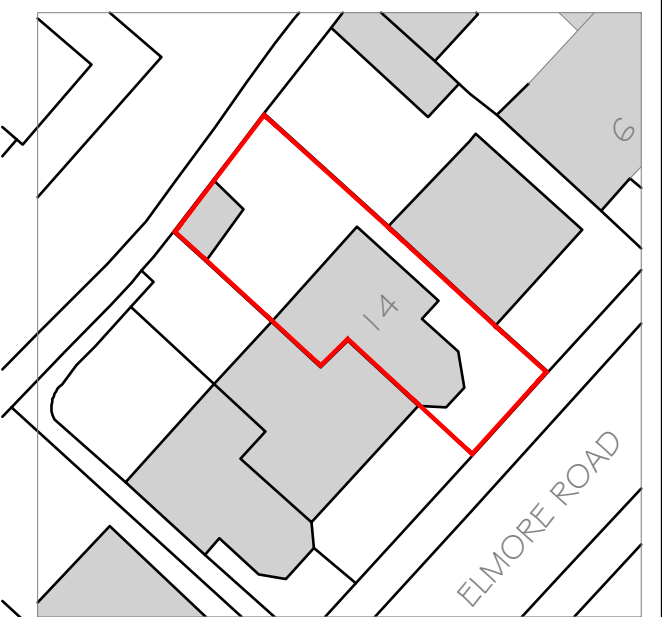

FRONT

SIDE

APPLICATION SITE



LOCATION PLAN 1/1250



BLOCK PLAN 1/500

Client  
HOME ACCOMMODATION

Project  
PROPOSED BAY WINDOW REPLACEMENT  
14 ELMORE ROAD  
SHEFFIELD S10 1BY

Drawing  
EXISTING AND PROPOSED  
ELEVATIONS  
LOCATION PLAN AND BLOCK PLAN

windle cook architects

e mail.windlecook@gmx.com tel.07759807681

Drawn by MC	Date APRIL 2024	Scale 1/50@A1
Checked by	Drawing No. 2432 PO1	Rev.