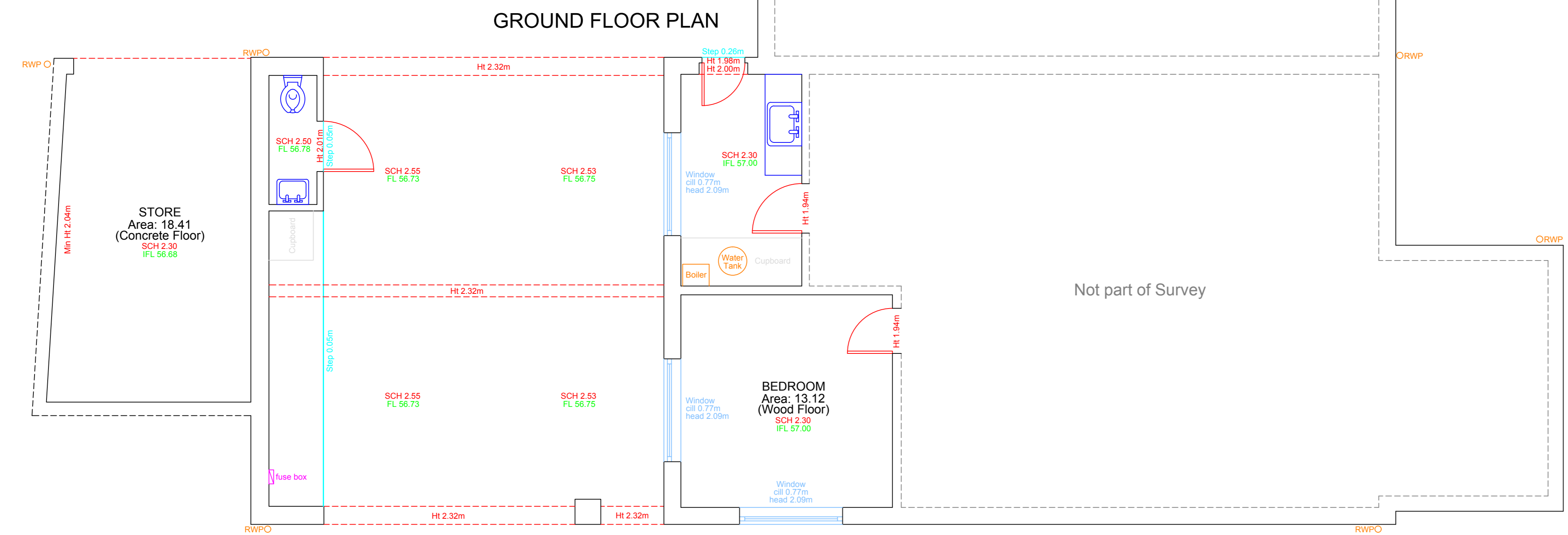
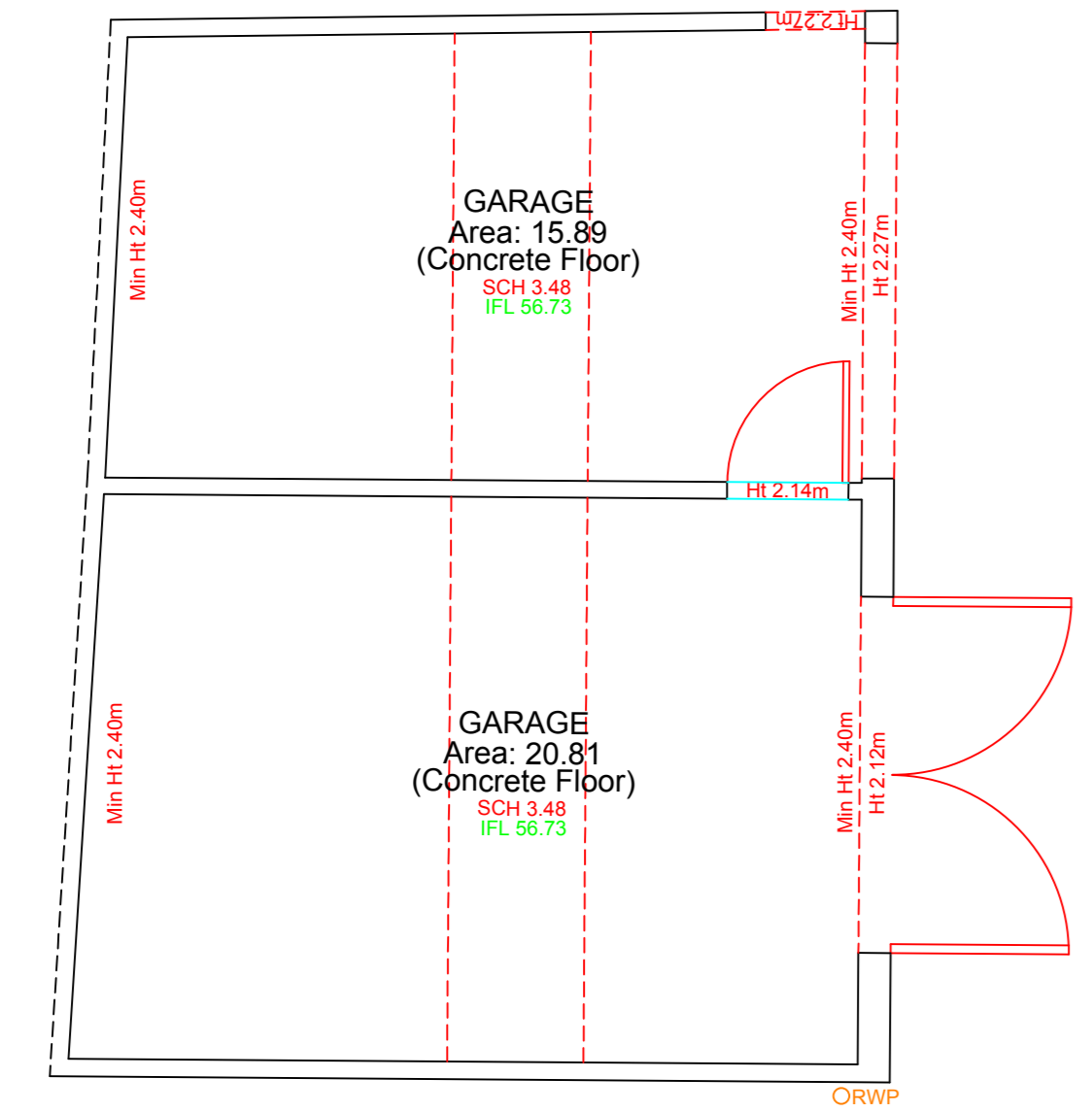


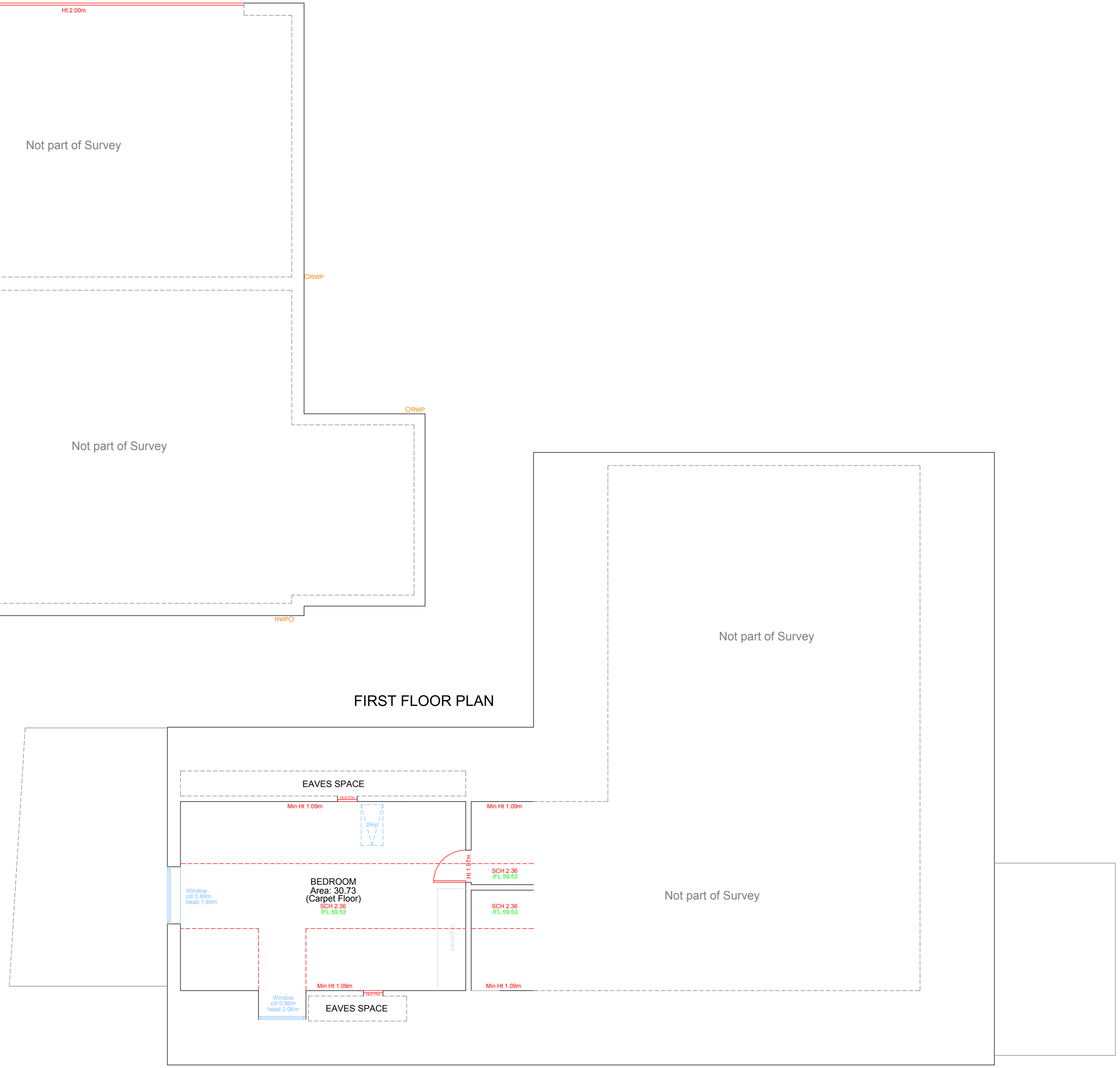
OUTBUILDING PLAN



GROUND FLOOR PLAN



GARAGE PLAN



FIRST FLOOR PLAN

- Legend:
- D- TV Point
 - D- Phone Point
 - D- 13A Power Socket
 - D- Fused Socket
 - D- Shaver Socket
 - Extractor Fan
 - Lantern Light
 - Down Light
 - Light Dimmer Switch
 - Light Switch
 - Fixed Lighting
 - RAD Radiator
 - Vents
 - FA x Fire Alarm Button
 - FX Fire Extinguisher
 - FL 123.45 Floor Level to Datum
 - SCH 2.27 Structural Ceiling Height
 - FCH 1.27 False Ceiling Height

Notes:

This plan should only be used for its original purpose. SV Surveying Ltd accepts no responsibility for this plan if supplied to any other party other than the original client.

All dimensions / levels should be checked on site prior to design and construction.

The position of electrical points cannot be guaranteed due to access or other restrictions.

Drainage information (where applicable) has been visually inspected from the surface and should be treated as approximate only.

Tree information (where applicable) has been surveyed from ground level and therefore should be treated as approximate only.

Doors and windows positions have been measured to the structural opening wherever possible.

The survey has been fixed to an arbitrary grid.



LAND SURVEYS + COMPUTER MODELLING
BUILDING SURVEYS + SITE ENGINEERING
SV SURVEYING LTD
76B MARKET STREET
ASHBY-DE-LA-ZOUCH
LEICESTERSHIRE
LE65 1AP
Tel 01530 560837
Fax 01530 560123
Email: info@svsurveying.co.uk
www.svsurveying.co.uk

Project
**LEAF ARCHITECTURE
MEADOWCROFT**

Drawing
**MEASURED
SITE SURVEY**

Scales 1:50	Drawn/Paper Size JW/AO
Survey Date 05/09/2023	Drawing No 23191-23-02

