
















- KEY**
-  2500mm HIGH ACOUSTIC TIMBER FENCE
 -  1800mm HIGH TIMBER CLOSEBOARD FENCE
 -  1800mm HIGH TIMBER PANEL FENCE
 -  1800mm HIGH EXISTING TIMBER PANEL FENCE
 -  1000mm EXISTING BRICK SCREENWALL
 -  900mm EXISTING STONE SCREENWALL
 -  1800mm EXISTING STONE AND TIMBER SCREENWALL
 -  1800mm HIGH TIMBER GATE
 -  ROADS - TARMAC
 -  FOOTPATHS - TARMAC
 -  DRIVEWAYS - TARMAC
 -  SOFT LANDSCAPED AREAS - REFER TO SOFT LANDSCAPING DRAWINGS FOR DETAILS
 -  BUFF RIVENDALE PAVING SLABS 450 x 450 or 600 x 600mm



Revisions			
Project:	STEAM MILLS ROAD CINDERFORD		
Client:	TOM THOMPSON		
Drawing:	EXTERNAL WORKS PLAN		
Scale:	1:250@A2	Date:	19/10/23
Drawn by:	KSL	Rev:	/
Drawing No:	23003.103	Rev:	/



This drawing is the copyright of Clancy Design Services Ltd. No liability will be accepted for amendments by others to either the printed or digital format.

Drg Status: **FOR COMMENT**