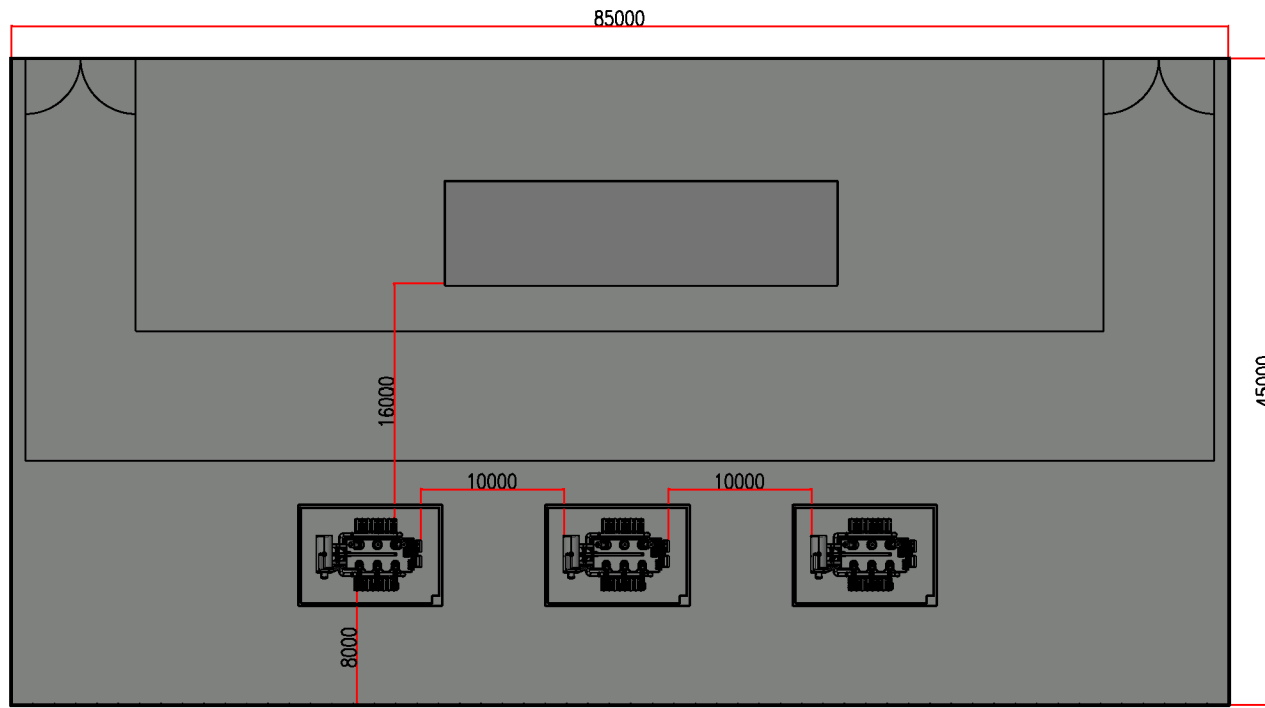


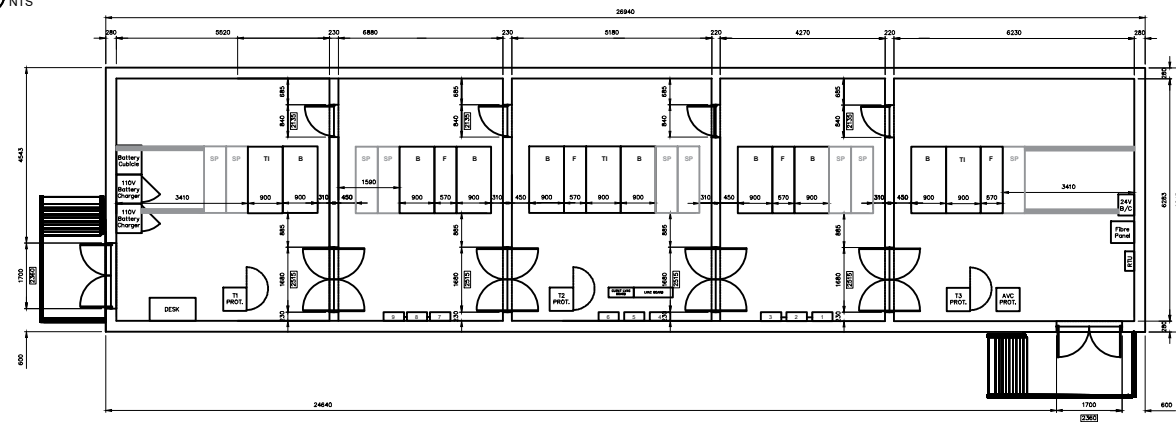
1 SUBSTATION PLAN
1:250



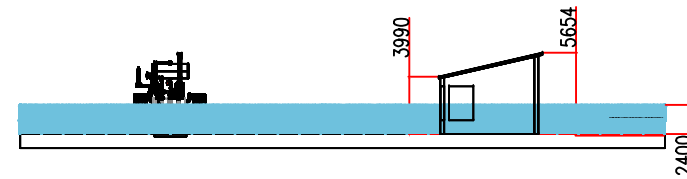
2 FRONT ELEVATION
1:250



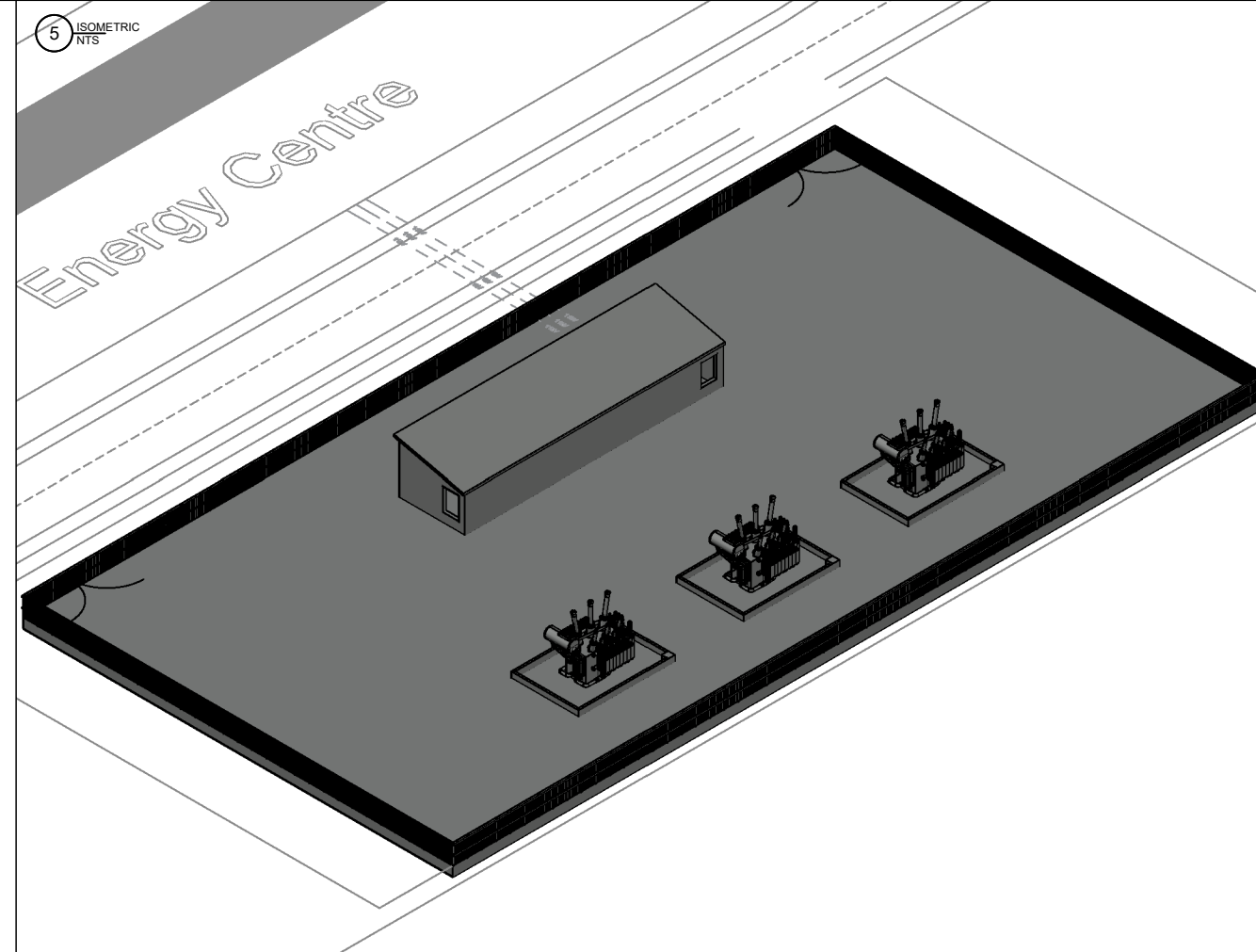
3 SWITCH ROOM PLAN
NTS



4 SITE ELEVATION
1:250



5 ISOMETRIC
NTS



Metres at 1:200
0 5 10

Notes
1. Indicative for planning only.
2. The drawing shall not be used for construction purposes.
3. Roof accent: Anthracite (RAL 7016)
4. Metal profiled cladding system: 0.7mm thick CAS2/1000V vertically laced HPS200 Co-sweeping Grey (RAL7035)
5. The drawing is based on information provided by the client.

NOT ALL UTILITIES ARE SHOWN ON THIS PLAN. INFORMATION WITH REGARD TO SUCH UTILITIES SHOULD BE OBTAINED FROM THE OWNER. THE INFORMATION SHOWN ON THIS PLAN IS GIVEN WITHOUT OBLIGATION OR WARRANTY. THE ACCURACY THEREOF CANNOT BE GUARANTEED. ALL SERVICE PIPES ARE NOT NECESSARILY SHOWN BUT THEIR PRESENCE SHOULD BE ANTICIPATED. NO LIABILITY OF ANY KIND WHATSOEVER IS ACCEPTED BY SSE PLC, ITS AGENTS OR REPRESENTS FOR ANY ERROR OR OMISSION.

IT IS YOUR RESPONSIBILITY TO ENSURE THAT THIS INFORMATION IS PROVIDED TO ALL PARTIES EITHER DIRECT OR INDIRECTLY INVOLVED IN YOUR PROJECT.

THE INFRASTRUCTURE DESIGN INFORMATION CONTAINED WITHIN THIS DRAWING REMAINS THE PROPERTY OF SSE AND AS SUCH SHOULD NOT BE PASSED TO ANY PARTIES WITHOUT PRIOR WRITTEN CONSENT.

**SUBJECT TO APPROVAL
NOT FOR CONSTRUCTION**

FOR INFORMATION

Date	Revision Details	DRN CHK REV APP
01/06/2024	TITLE CHANGED	DR OR REV APP

sse
Energy Solutions

Project
NEPN0004
SUNDERLAND MICROGRID

Drawing Title
AESC NORTH SUB-STATION
PLANNING DRAWING

Scale & Papersize
Scale @ A1

Suitability Code S2 - For Information	Project Status Work in progress WIP
Drawing Number SUND-SSE-G3-C-0001 Sheet 1	Revision Rev no. 01