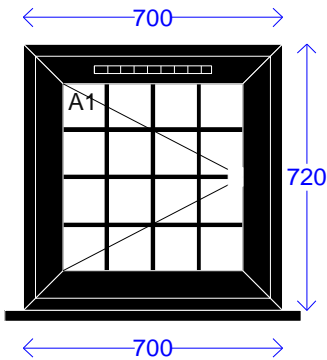


Order Acknowledgement

<div style="background-color: red; color: white; padding: 2px; font-weight: bold; font-size: 1.2em;">MARSHALL DOUBLE GLAZING LTD</div> <p style="text-align: center; margin-top: 5px;">Manufacturers and Installers</p> <p style="text-align: center; font-size: 0.8em;">PVCu * Doors * Windows * Conservatories</p>	Customer & Order Information	
<p>Marshall Double Glazing Ltd</p> <p>Unit 3 Amwell Lane Stanstead Abbots Hertfordshire SG12 8EB</p>	Retail 2023 5 Potters Wood Close Dane End Hertfordshire SG12 0LD Tel : Fax	Job No : L120535 Production Date : Delivery Date : Processed Date : 10-Jan-2024 Printed Date : 22-Apr-2024 Order Date : 10-Jan-2024
	Job Reference 5 Potters Wood	

1	Optima C Flush Casement O/A Sizes 700mm x 750mm (Style 4)
	1 Attic

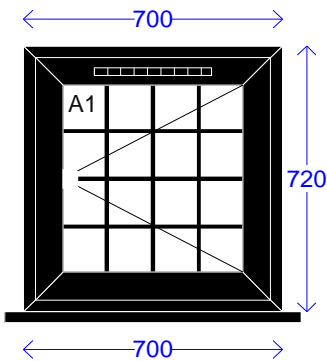


Specification	Chk
Frame (Head)	QC02 60mm O/F []
Frame (Cill)	QC02 60mm O/F []
Frame (Left jamb)	QC02 60mm O/F []
Frame (Right jamb)	QC02 60mm O/F []
Sash (Head)	QC32 Flush Casement Sash []
Sash (Cill)	QC32 Flush Casement Sash []
Sash (Left jamb)	QC32 Flush Casement Sash []
Sash (Right jamb)	QC32 Flush Casement Sash []
Cill	C150 Cill []
Ventilator (Head)	No ventilator []
Ventilator (Frame)	No ventilator []
Windowboard	No windowboard []
Colour	Black Brown/White []
Sash colour	Black Brown/White []
Cill colour	Black Brown/White []
Handle	White Locking Handle []
Open in/out	Open out []
Sash Corner Joint Type	Fully Welded []

Glazing Details & Apertures

4-16-4 Clear S1 Plus : 16mm Thermal Spacer Square Leaded 9mm
 Lead Aged Std Joints Argon gas Filled
 A1 - (520 x 540)

2	Optima C Flush Casement O/A Sizes 700mm x 750mm (Style 4)
	2 Attic

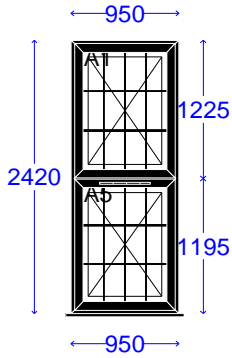


Specification	Chk
Frame (Head)	QC02 60mm O/F []
Frame (Cill)	QC02 60mm O/F []
Frame (Left jamb)	QC02 60mm O/F []
Frame (Right jamb)	QC02 60mm O/F []
Sash (Head)	QC32 Flush Casement Sash []
Sash (Cill)	QC32 Flush Casement Sash []
Sash (Left jamb)	QC32 Flush Casement Sash []
Sash (Right jamb)	QC32 Flush Casement Sash []
Cill	C150 Cill []
Ventilator (Head)	No ventilator []
Ventilator (Frame)	No ventilator []
Windowboard	No windowboard []
Colour	Black Brown/White []
Sash colour	Black Brown/White []
Cill colour	Black Brown/White []
Handle	White Locking Handle []
Open in/out	Open out []
Sash Corner Joint Type	Fully Welded []

Glazing Details & Apertures

4-16-4 Clear S1 Plus : 16mm Thermal Spacer Square Leaded 9mm
 Lead Aged Std Joints Argon gas Filled
 A1 - (520 x 540)

3	Optima C Flush Casement O/A Sizes 950mm x 2450mm (Style 2)
	3 Landing

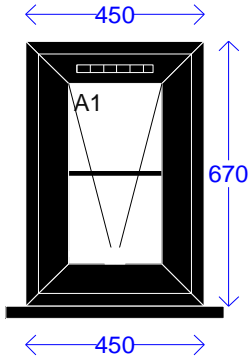


Specification		Chk
Frame (Head)	QC02 60mm O/F	[]
Frame (Cill)	QC02 60mm O/F	[]
Frame (Left jamb)	QC02 60mm O/F	[]
Frame (Right jamb)	QC02 60mm O/F	[]
Transom	QC10/11 66mm T/Z	[]
Sash (Head)	QC32 Flush Casement Sash	[]
Sash (Cill)	QC32 Flush Casement Sash	[]
Sash (Left jamb)	QC32 Flush Casement Sash	[]
Sash (Right jamb)	QC32 Flush Casement Sash	[]
Cill	C150 Cill	[]
Ventilator (Head)	No ventilator	[]
Ventilator (Sash)	No ventilator	[]
Ventilator (Frame)	No ventilator	[]
Windowboard	No windowboard	[]
Colour	Black Brown/White	[]
Sash colour	Black Brown/White	[]
Cill colour	Black Brown/White	[]
Open in/out	Open out	[]
Sash Corner Joint Type	Fully Welded	[]

Glazing Details & Apertures

4-16-4 Clear TXG S1 Plus : 16mm Black Spacer Square Ledged 9mm
 Lead Aged Std Joints Argon gas Filled
 A1 - (770 x 1072) A5 - (770 x 1042)

4	Optima C Flush Casement O/A Sizes 450mm x 700mm (Style 4)
	4 Front Ensuite

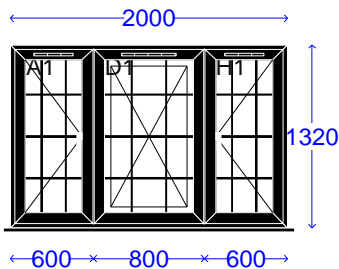


Specification		Chk
Frame (Head)	QC02 60mm O/F	[]
Frame (Cill)	QC02 60mm O/F	[]
Frame (Left jamb)	QC02 60mm O/F	[]
Frame (Right jamb)	QC02 60mm O/F	[]
Sash (Head)	QC32 Flush Casement Sash	[]
Sash (Cill)	QC32 Flush Casement Sash	[]
Sash (Left jamb)	QC32 Flush Casement Sash	[]
Sash (Right jamb)	QC32 Flush Casement Sash	[]
Cill	C150 Cill	[]
Ventilator (Head)	No ventilator	[]
Ventilator (Frame)	No ventilator	[]
Windowboard	No windowboard	[]
Colour	Black Brown/White	[]
Sash colour	Black Brown/White	[]
Cill colour	Black Brown/White	[]
Handle	White Locking Handle	[]
Open in/out	Open out	[]
Sash Corner Joint Type	Fully Welded	[]

Glazing Details & Apertures

4-16-4 Obs S1 Plus : 16mm Thermal Spacer Satin Square Ledged
 9mm Lead Aged Std Joints Argon gas Filled
 A1 - (270 x 490)

5	Optima C Flush Casement O/A Sizes 2000mm x 1350mm (Style 60)
	5 Front Bed

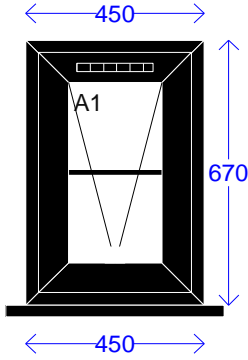


Specification		Chk
Frame (Head)	QC02 60mm O/F	[]
Frame (Cill)	QC02 60mm O/F	[]
Frame (Left jamb)	QC02 60mm O/F	[]
Frame (Right jamb)	QC02 60mm O/F	[]
Mullion	QC10/11 66mm T/Z	[]
Sash (Head)	QC32 Flush Casement Sash	[]
Sash (Cill)	QC32 Flush Casement Sash	[]
Sash (Left jamb)	QC32 Flush Casement Sash	[]
Sash (Right jamb)	QC32 Flush Casement Sash	[]
Cill	C150 Cill	[]
Ventilator (Head)	No ventilator	[]
Ventilator (Frame)	No ventilator	[]
Windowboard	No windowboard	[]
Colour	Black Brown/White	[]
Sash colour	Black Brown/White	[]
Cill colour	Black Brown/White	[]
Handle	White Locking Handle	[]
Open in/out	Open out	[]
Sash Corner Joint Type	Fully Welded	[]

Glazing Details & Apertures

4-16-4 Clear TXG S1 Plus : 16mm Thermal Spacer Square Ledged
 9mm Lead Aged Std Joints Argon gas Filled
 A1 - (447 x 1140) D1 - (674 x 1140)
 H1 - (447 x 1140)

6	Optima C Flush Casement O/A Sizes 450mm x 700mm (Style 4)
	6 Front Bathroom

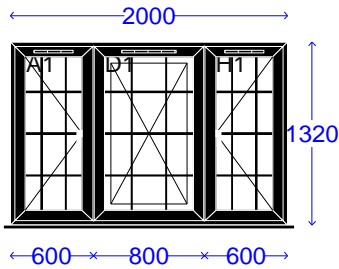


Specification		Chk
Frame (Head)	QC02 60mm O/F	[]
Frame (Cill)	QC02 60mm O/F	[]
Frame (Left jamb)	QC02 60mm O/F	[]
Frame (Right jamb)	QC02 60mm O/F	[]
Sash (Head)	QC32 Flush Casement Sash	[]
Sash (Cill)	QC32 Flush Casement Sash	[]
Sash (Left jamb)	QC32 Flush Casement Sash	[]
Sash (Right jamb)	QC32 Flush Casement Sash	[]
Cill	C150 Cill	[]
Ventilator (Head)	No ventilator	[]
Ventilator (Frame)	No ventilator	[]
Windowboard	No windowboard	[]
Colour	Black Brown/White	[]
Sash colour	Black Brown/White	[]
Cill colour	Black Brown/White	[]
Handle	White Locking Handle	[]
Open in/out	Open out	[]
Sash Corner Joint Type	Fully Welded	[]

Glazing Details & Apertures

4-16-4 Obs S1 Plus : 16mm Thermal Spacer Satin Square Leaded
 9mm Lead Aged Std Joints Argon gas Filled
 A1 - (270 x 490)

7	Optima C Flush Casement O/A Sizes 2000mm x 1350mm (Style 60)
	7 Front Bed Right

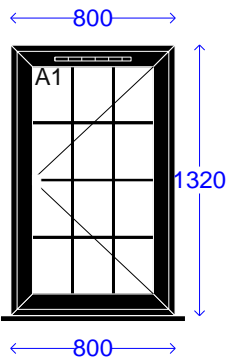


Specification		Chk
Frame (Head)	QC02 60mm O/F	[]
Frame (Cill)	QC02 60mm O/F	[]
Frame (Left jamb)	QC02 60mm O/F	[]
Frame (Right jamb)	QC02 60mm O/F	[]
Mullion	QC10/11 66mm T/Z	[]
Sash (Head)	QC32 Flush Casement Sash	[]
Sash (Cill)	QC32 Flush Casement Sash	[]
Sash (Left jamb)	QC32 Flush Casement Sash	[]
Sash (Right jamb)	QC32 Flush Casement Sash	[]
Cill	C150 Cill	[]
Ventilator (Head)	No ventilator	[]
Ventilator (Frame)	No ventilator	[]
Windowboard	No windowboard	[]
Colour	Black Brown/White	[]
Sash colour	Black Brown/White	[]
Cill colour	Black Brown/White	[]
Handle	White Locking Handle	[]
Open in/out	Open out	[]
Sash Corner Joint Type	Fully Welded	[]

Glazing Details & Apertures

4-16-4 Clear TXG S1 Plus : 16mm Thermal Spacer Square Leaded
 9mm Lead Aged Std Joints Argon gas Filled
 A1 - (447 x 1140) D1 - (674 x 1140)
 H1 - (447 x 1140)

8	Optima C Flush Casement O/A Sizes 800mm x 1350mm (Style 4)
	8 Front Bed Side

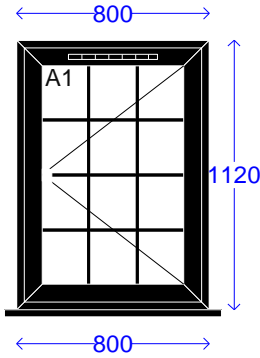


Specification		Chk
Frame (Head)	QC02 60mm O/F	[]
Frame (Cill)	QC02 60mm O/F	[]
Frame (Left jamb)	QC02 60mm O/F	[]
Frame (Right jamb)	QC02 60mm O/F	[]
Sash (Head)	QC32 Flush Casement Sash	[]
Sash (Cill)	QC32 Flush Casement Sash	[]
Sash (Left jamb)	QC32 Flush Casement Sash	[]
Sash (Right jamb)	QC32 Flush Casement Sash	[]
Cill	C150 Cill	[]
Ventilator (Head)	No ventilator	[]
Ventilator (Frame)	No ventilator	[]
Windowboard	No windowboard	[]
Colour	Black Brown/White	[]
Sash colour	Black Brown/White	[]
Cill colour	Black Brown/White	[]
Handle	White Locking Handle	[]
Open in/out	Open out	[]
Sash Corner Joint Type	Fully Welded	[]

Glazing Details & Apertures

4-16-4 Clear TXG S1 Plus : 16mm Thermal Spacer Square Leaded
 9mm Lead Aged Std Joints Argon gas Filled
 A1 - (620 x 1140)

9	Optima C Flush Casement O/A Sizes 800mm x 1150mm (Style 4)
	9 Front Bed Ensuite

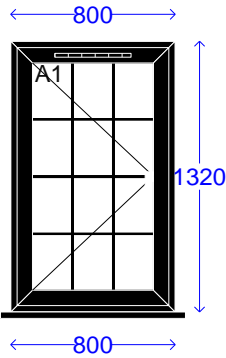


Specification		Chk
Frame (Head)	QC02 60mm O/F	[]
Frame (Cill)	QC02 60mm O/F	[]
Frame (Left jamb)	QC02 60mm O/F	[]
Frame (Right jamb)	QC02 60mm O/F	[]
Sash (Head)	QC32 Flush Casement Sash	[]
Sash (Cill)	QC32 Flush Casement Sash	[]
Sash (Left jamb)	QC32 Flush Casement Sash	[]
Sash (Right jamb)	QC32 Flush Casement Sash	[]
Cill	C150 Cill	[]
Ventilator (Head)	No ventilator	[]
Ventilator (Frame)	No ventilator	[]
Windowboard	No windowboard	[]
Colour	Black Brown/White	[]
Sash colour	Black Brown/White	[]
Cill colour	Black Brown/White	[]
Handle	White Locking Handle	[]
Open in/out	Open out	[]
Sash Corner Joint Type	Fully Welded	[]

Glazing Details & Apertures

4-16-4 TXG Obs S1 Plus : 16mm Thermal Spacer Satin Square Leaded
 9mm Lead Aged Std Joints Argon gas Filled
 A1 - (620 x 940)

10	Optima C Flush Casement O/A Sizes 800mm x 1350mm (Style 4)
	10 B Dress Room Side

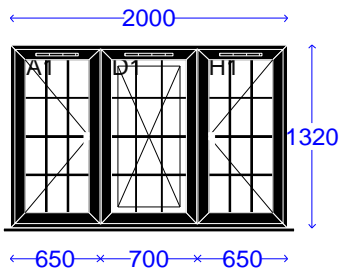


Specification		Chk
Frame (Head)	QC02 60mm O/F	[]
Frame (Cill)	QC02 60mm O/F	[]
Frame (Left jamb)	QC02 60mm O/F	[]
Frame (Right jamb)	QC02 60mm O/F	[]
Sash (Head)	QC32 Flush Casement Sash	[]
Sash (Cill)	QC32 Flush Casement Sash	[]
Sash (Left jamb)	QC32 Flush Casement Sash	[]
Sash (Right jamb)	QC32 Flush Casement Sash	[]
Cill	C150 Cill	[]
Ventilator (Head)	No ventilator	[]
Ventilator (Frame)	No ventilator	[]
Windowboard	No windowboard	[]
Colour	Black Brown/White	[]
Sash colour	Black Brown/White	[]
Cill colour	Black Brown/White	[]
Handle	White Locking Handle	[]
Open in/out	Open out	[]
Sash Corner Joint Type	Fully Welded	[]

Glazing Details & Apertures

4-16-4 Clear TXG S1 Plus : 16mm Thermal Spacer Square Leaded
 9mm Lead Aged Std Joints Argon gas Filled
 A1 - (620 x 1140)

11	Optima C Flush Casement O/A Sizes 2000mm x 1350mm (Style 60)
	11 Dressing Room Back

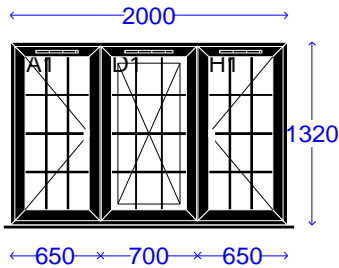


Specification		Chk
Frame (Head)	QC02 60mm O/F	[]
Frame (Cill)	QC02 60mm O/F	[]
Frame (Left jamb)	QC02 60mm O/F	[]
Frame (Right jamb)	QC02 60mm O/F	[]
Mullion	QC10/11 66mm T/Z	[]
Sash (Head)	QC32 Flush Casement Sash	[]
Sash (Cill)	QC32 Flush Casement Sash	[]
Sash (Left jamb)	QC32 Flush Casement Sash	[]
Sash (Right jamb)	QC32 Flush Casement Sash	[]
Cill	C150 Cill	[]
Ventilator (Head)	No ventilator	[]
Ventilator (Frame)	No ventilator	[]
Windowboard	No windowboard	[]
Colour	Black Brown/White	[]
Sash colour	Black Brown/White	[]
Cill colour	Black Brown/White	[]
Handle	White Locking Handle	[]
Open in/out	Open out	[]
Sash Corner Joint Type	Fully Welded	[]

Glazing Details & Apertures

4-16-4 Clear TXG S1 Plus : 16mm Thermal Spacer Square Leaded
 9mm Lead Aged Std Joints Argon gas Filled
 A1 - (497 x 1140) D1 - (574 x 1140)
 H1 - (497 x 1140)

12	Optima C Flush Casement O/A Sizes 2000mm x 1350mm (Style 60)
	12 Back Middle

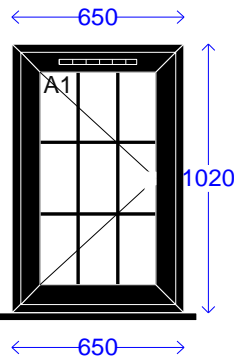


Specification		Chk
Frame (Head)	QC02 60mm O/F	[]
Frame (Cill)	QC02 60mm O/F	[]
Frame (Left jamb)	QC02 60mm O/F	[]
Frame (Right jamb)	QC02 60mm O/F	[]
Mullion	QC10/11 66mm T/Z	[]
Sash (Head)	QC32 Flush Casement Sash	[]
Sash (Cill)	QC32 Flush Casement Sash	[]
Sash (Left jamb)	QC32 Flush Casement Sash	[]
Sash (Right jamb)	QC32 Flush Casement Sash	[]
Cill	C150 Cill	[]
Ventilator (Head)	No ventilator	[]
Ventilator (Frame)	No ventilator	[]
Windowboard	No windowboard	[]
Colour	Black Brown/White	[]
Sash colour	Black Brown/White	[]
Cill colour	Black Brown/White	[]
Handle	White Locking Handle	[]
Open in/out	Open out	[]
Sash Corner Joint Type	Fully Welded	[]

Glazing Details & Apertures

4-16-4 Clear TXG S1 Plus : 16mm Thermal Spacer Square Leaded
 9mm Lead Aged Std Joints Argon gas Filled
 A1 - (497 x 1140) D1 - (574 x 1140)
 H1 - (497 x 1140)

13	Optima C Flush Casement O/A Sizes 650mm x 1050mm (Style 4)
	13 Back Middle RH

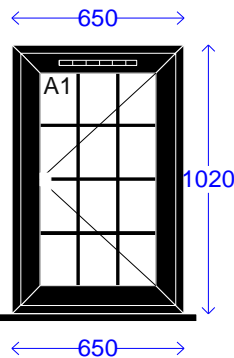


Specification		Chk
Frame (Head)	QC02 60mm O/F	[]
Frame (Cill)	QC02 60mm O/F	[]
Frame (Left jamb)	QC02 60mm O/F	[]
Frame (Right jamb)	QC02 60mm O/F	[]
Sash (Head)	QC32 Flush Casement Sash	[]
Sash (Cill)	QC32 Flush Casement Sash	[]
Sash (Left jamb)	QC32 Flush Casement Sash	[]
Sash (Right jamb)	QC32 Flush Casement Sash	[]
Cill	C150 Cill	[]
Ventilator (Head)	No ventilator	[]
Ventilator (Frame)	No ventilator	[]
Windowboard	No windowboard	[]
Colour	Black Brown/White	[]
Sash colour	Black Brown/White	[]
Cill colour	Black Brown/White	[]
Handle	White Locking Handle	[]
Open in/out	Open out	[]
Sash Corner Joint Type	Fully Welded	[]

Glazing Details & Apertures

4-16-4 Clear S1 Plus : 16mm Thermal Spacer Square Leaded 9mm
 Lead Aged Std Joints Argon gas Filled
 A1 - (470 x 840)

14	Optima C Flush Casement O/A Sizes 650mm x 1050mm (Style 4)
	14 Back Middle LH

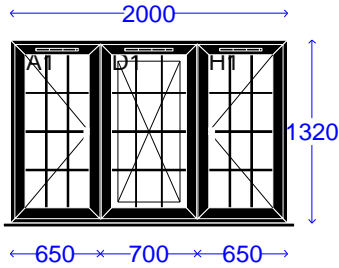


Specification		Chk
Frame (Head)	QC02 60mm O/F	[]
Frame (Cill)	QC02 60mm O/F	[]
Frame (Left jamb)	QC02 60mm O/F	[]
Frame (Right jamb)	QC02 60mm O/F	[]
Sash (Head)	QC32 Flush Casement Sash	[]
Sash (Cill)	QC32 Flush Casement Sash	[]
Sash (Left jamb)	QC32 Flush Casement Sash	[]
Sash (Right jamb)	QC32 Flush Casement Sash	[]
Cill	C150 Cill	[]
Ventilator (Head)	No ventilator	[]
Ventilator (Frame)	No ventilator	[]
Windowboard	No windowboard	[]
Colour	Black Brown/White	[]
Sash colour	Black Brown/White	[]
Cill colour	Black Brown/White	[]
Handle	White Locking Handle	[]
Open in/out	Open out	[]
Sash Corner Joint Type	Fully Welded	[]

Glazing Details & Apertures

4-16-4 Clear S1 Plus : 16mm Thermal Spacer Square Leaded 9mm
 Lead Aged Std Joints Argon gas Filled
 A1 - (470 x 840)

15	Optima C Flush Casement O/A Sizes 2000mm x 1350mm (Style 60)
	15 Back Bed RH

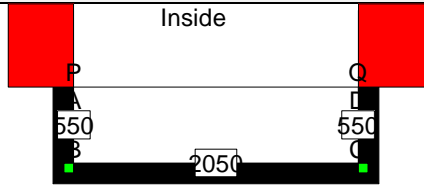


Specification		Chk
Frame (Head)	QC02 60mm O/F	[]
Frame (Cill)	QC02 60mm O/F	[]
Frame (Left jamb)	QC02 60mm O/F	[]
Frame (Right jamb)	QC02 60mm O/F	[]
Mullion	QC10/11 66mm T/Z	[]
Sash (Head)	QC32 Flush Casement Sash	[]
Sash (Cill)	QC32 Flush Casement Sash	[]
Sash (Left jamb)	QC32 Flush Casement Sash	[]
Sash (Right jamb)	QC32 Flush Casement Sash	[]
Cill	C150 Cill	[]
Ventilator (Head)	No ventilator	[]
Ventilator (Frame)	No ventilator	[]
Windowboard	No windowboard	[]
Colour	Black Brown/White	[]
Sash colour	Black Brown/White	[]
Cill colour	Black Brown/White	[]
Handle	White Locking Handle	[]
Open in/out	Open out	[]
Sash Corner Joint Type	Fully Welded	[]

Glazing Details & Apertures

4-16-4 Clear TXG S1 Plus : 16mm Thermal Spacer Square Ledged
 9mm Lead Aged Std Joints Argon gas Filled
 A1 - (497 x 1140) D1 - (574 x 1140)
 H1 - (497 x 1140)

	Optima Bay Layout
	16 17 18

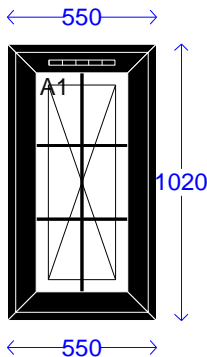


Specification		Chk
Cill	C150 Cill	[]
Colour	Black Brown/White	[]
Cill colour	Black Brown/White	[]

Bay/Bow Sizes

Overall height	1050 mm	A-B	550 mm
B-C	2050 mm	C-D	550 mm
ABC	90°	BCD	90°
Baseline	2050 mm	Front frame wd	2190 mm
Frnt frm wd	2190 mm	Chk dim AC	2122 mm

16	Optima C Flush Casement O/A Sizes 550mm x 1020mm (Style 1)
	16 17 18 1 of 3

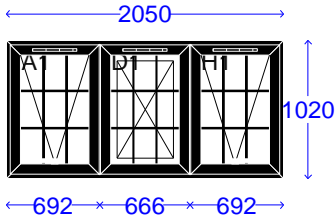


Specification		Chk
Frame (Head)	QC02 60mm O/F	[]
Frame (Cill)	QC02 60mm O/F	[]
Frame (Left jamb)	QC02 60mm O/F	[]
Frame (Right jamb)	QC02 60mm O/F	[]
Sash (Head)	QC32 Flush Casement Sash	[]
Sash (Cill)	QC32 Flush Casement Sash	[]
Sash (Left jamb)	QC32 Flush Casement Sash	[]
Sash (Right jamb)	QC32 Flush Casement Sash	[]
Ventilator (Head)	No ventilator	[]
Ventilator (Frame)	No ventilator	[]
Windowboard	No windowboard	[]
Colour	Black Brown/White	[]
Sash colour	Black Brown/White	[]
Open in/out	Open out	[]
Sash Corner Joint Type	Fully Welded	[]

Glazing Details & Apertures

4-16-4 Clear S1 Plus : 16mm Thermal Spacer Square Ledged 9mm
 Lead Aged Std Joints Argon gas Filled
 A1 - (370 x 840)

17	Optima C Flush Casement O/A Sizes 2050mm x 1020mm (Style 59)
	16 17 18 2 of 3

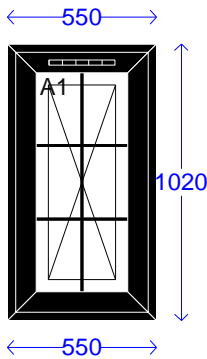


Specification		Chk
Frame (Head)	QC02 60mm O/F	[]
Frame (Cill)	QC02 60mm O/F	[]
Frame (Left jamb)	QC02 60mm O/F	[]
Frame (Right jamb)	QC02 60mm O/F	[]
Mullion	QC10/11 66mm T/Z	[]
Sash (Head)	QC32 Flush Casement Sash	[]
Sash (Cill)	QC32 Flush Casement Sash	[]
Sash (Left jamb)	QC32 Flush Casement Sash	[]
Sash (Right jamb)	QC32 Flush Casement Sash	[]
Ventilator (Head)	No ventilator	[]
Ventilator (Frame)	No ventilator	[]
Windowboard	No windowboard	[]
Colour	Black Brown/White	[]
Sash colour	Black Brown/White	[]
Handle	White Locking Handle	[]
Open in/out	Open out	[]
Sash Corner Joint Type	Fully Welded	[]

Glazing Details & Appertures

4-16-4 Clear S1 Plus : 16mm Thermal Spacer Square Leded 9mm
 Lead Aged Std Joints Argon gas Filled
 A1 - (539 x 840) D1 - (540 x 840)
 H1 - (539 x 840)

18	Optima C Flush Casement O/A Sizes 550mm x 1020mm (Style 1)
	16 17 18 3 of 3

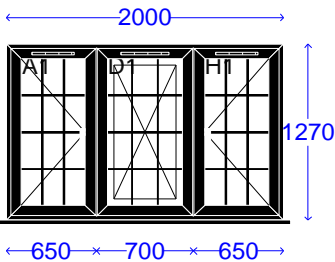


Specification		Chk
Frame (Head)	QC02 60mm O/F	[]
Frame (Cill)	QC02 60mm O/F	[]
Frame (Left jamb)	QC02 60mm O/F	[]
Frame (Right jamb)	QC02 60mm O/F	[]
Sash (Head)	QC32 Flush Casement Sash	[]
Sash (Cill)	QC32 Flush Casement Sash	[]
Sash (Left jamb)	QC32 Flush Casement Sash	[]
Sash (Right jamb)	QC32 Flush Casement Sash	[]
Ventilator (Head)	No ventilator	[]
Ventilator (Frame)	No ventilator	[]
Windowboard	No windowboard	[]
Colour	Black Brown/White	[]
Sash colour	Black Brown/White	[]
Open in/out	Open out	[]
Sash Corner Joint Type	Fully Welded	[]

Glazing Details & Appertures

4-16-4 Clear S1 Plus : 16mm Thermal Spacer Square Leded 9mm
 Lead Aged Std Joints Argon gas Filled
 A1 - (370 x 840)

19	Optima C Flush Casement O/A Sizes 2000mm x 1300mm (Style 60)
	19 Front Study

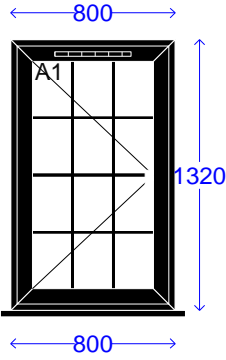


Specification		Chk
Frame (Head)	QC02 60mm O/F	[]
Frame (Cill)	QC02 60mm O/F	[]
Frame (Left jamb)	QC02 60mm O/F	[]
Frame (Right jamb)	QC02 60mm O/F	[]
Mullion	QC10/11 66mm T/Z	[]
Sash (Head)	QC32 Flush Casement Sash	[]
Sash (Cill)	QC32 Flush Casement Sash	[]
Sash (Left jamb)	QC32 Flush Casement Sash	[]
Sash (Right jamb)	QC32 Flush Casement Sash	[]
Cill	C150 Cill	[]
Ventilator (Head)	No ventilator	[]
Ventilator (Frame)	No ventilator	[]
Windowboard	No windowboard	[]
Colour	Black Brown/White	[]
Sash colour	Black Brown/White	[]
Cill colour	Black Brown/White	[]
Handle	White Locking Handle	[]
Open in/out	Open out	[]
Sash Corner Joint Type	Fully Welded	[]

Glazing Details & Appertures

4-16-4 Clear TXG S1 Plus : 16mm Thermal Spacer Square Leded
 9mm Lead Aged Std Joints Argon gas Filled
 A1 - (497 x 1090) D1 - (574 x 1090)
 H1 - (497 x 1090)

20	Optima C Flush Casement O/A Sizes 800mm x 1350mm (Style 4)
	20 Lounge Side

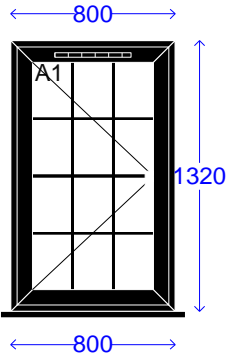


Specification		Chk
Frame (Head)	QC02 60mm O/F	[]
Frame (Cill)	QC02 60mm O/F	[]
Frame (Left jamb)	QC02 60mm O/F	[]
Frame (Right jamb)	QC02 60mm O/F	[]
Sash (Head)	QC32 Flush Casement Sash	[]
Sash (Cill)	QC32 Flush Casement Sash	[]
Sash (Left jamb)	QC32 Flush Casement Sash	[]
Sash (Right jamb)	QC32 Flush Casement Sash	[]
Cill	C150 Cill	[]
Ventilator (Head)	No ventilator	[]
Ventilator (Frame)	No ventilator	[]
Windowboard	No windowboard	[]
Colour	Black Brown/White	[]
Sash colour	Black Brown/White	[]
Cill colour	Black Brown/White	[]
Handle	White Locking Handle	[]
Open in/out	Open out	[]
Sash Corner Joint Type	Fully Welded	[]

Glazing Details & Apertures

4-16-4 Clear TXG S1 Plus : 16mm Thermal Spacer Square Leded
 9mm Lead Aged Std Joints Argon gas Filled
 A1 - (620 x 1140)

21	Optima C Flush Casement O/A Sizes 800mm x 1350mm (Style 4)
	21 Lounge Side



Specification		Chk
Frame (Head)	QC02 60mm O/F	[]
Frame (Cill)	QC02 60mm O/F	[]
Frame (Left jamb)	QC02 60mm O/F	[]
Frame (Right jamb)	QC02 60mm O/F	[]
Sash (Head)	QC32 Flush Casement Sash	[]
Sash (Cill)	QC32 Flush Casement Sash	[]
Sash (Left jamb)	QC32 Flush Casement Sash	[]
Sash (Right jamb)	QC32 Flush Casement Sash	[]
Cill	C150 Cill	[]
Ventilator (Head)	No ventilator	[]
Ventilator (Frame)	No ventilator	[]
Windowboard	No windowboard	[]
Colour	Black Brown/White	[]
Sash colour	Black Brown/White	[]
Cill colour	Black Brown/White	[]
Handle	White Locking Handle	[]
Open in/out	Open out	[]
Sash Corner Joint Type	Fully Welded	[]

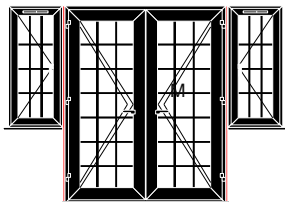
Glazing Details & Apertures

4-16-4 Clear TXG S1 Plus : 16mm Thermal Spacer Square Leded
 9mm Lead Aged Std Joints Argon gas Filled
 A1 - (620 x 1140)

	Optima Multi Segment
	W22 23 24 Back Door Combo

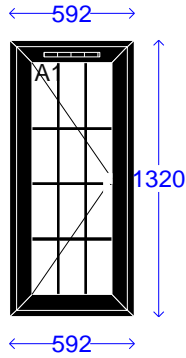
<592> × <1785> × <592>

Specification		Chk
Cill	C150 Cill	[]
Colour	Black Brown/White	[]
Sash colour	Black Brown/White	[]
Cill colour	Black Brown/White	[]



<600> × <1800> × <600>
 3000 x 2150

22	Optima C Flush Casement O/A Sizes 592mm x 1320mm (Style 1)
	W22 23 24 Back Door Combo 1 of 3 of Multi-segment

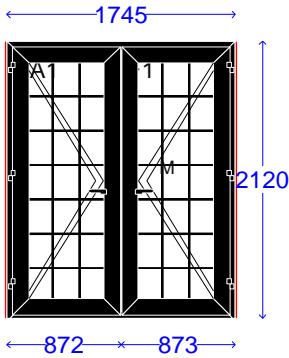


Specification		Chk
Frame (Head)	QC02 60mm O/F	[]
Frame (Cill)	QC02 60mm O/F	[]
Frame (Left jamb)	QC02 60mm O/F	[]
Frame (Right jamb)	QC02 60mm O/F	[]
Sash (Head)	QC32 Flush Casement Sash	[]
Sash (Cill)	QC32 Flush Casement Sash	[]
Sash (Left jamb)	QC32 Flush Casement Sash	[]
Sash (Right jamb)	QC32 Flush Casement Sash	[]
Ventilator (Head)	No ventilator	[]
Ventilator (Frame)	No ventilator	[]
Windowboard	No windowboard	[]
Colour	Black Brown/White	[]
Sash colour	Black Brown/White	[]
Handle	White Locking Handle	[]
Open in/out	Open out	[]
Sash Corner Joint Type	Fully Welded	[]

Glazing Details & Apertures

4-16-4 Clear TXG S1 Plus : 16mm Thermal Spacer Square Ledged
 9mm Lead Aged Std Joints Argon gas Filled
 A1 - (412 x 1140)

23	Optima C French Door O/A Sizes 1785mm x 2120mm (1)
	W22 23 24 Back Door Combo 2 of 3 of Multi-segment

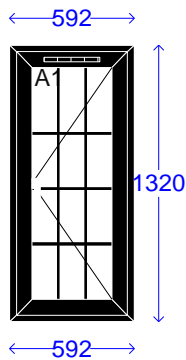


Specification		Chk
Frame (Head)	QC03 70mm O/F	[]
Frame (Cill)	QC01 50mm O/F	[]
Frame (Left jamb)	QC03 70mm O/F	[]
Frame (Right jamb)	QC03 70mm O/F	[]
Sash	QC40/41 Z/T Door Sash	[]
Add-on (Left jamb)	B78 20mm Add-on	[]
Add-on (Right jamb)	B78 20mm Add-on	[]
Ventilator (Head)	No ventilator	[]
Ventilator (Sash)	No ventilator	[]
Ventilator (Glass)	No ventilator	[]
Ventilator (Frame)	No ventilator	[]
Colour	Black Brown/White	[]
Sash colour	Black Brown/White	[]
Handle	2x Black Lever/Lever	[]
Door hinge	Optima Black Hinge	[]
Door lock	Safeware 8+	[]
Open in/out	Open out	[]

Glazing Details & Apertures

4-20-4 Clear TXG S1 Plus : 20mm Thermal Spacer Square Ledged
 9mm Lead Aged Std Joints Argon gas Filled
 A1 - (640 x 1868) F1 - (641 x 1868)

24	Optima C Flush Casement O/A Sizes 592mm x 1320mm (Style 1)
	W22 23 24 Back Door Combo 3 of 3 of Multi-segment

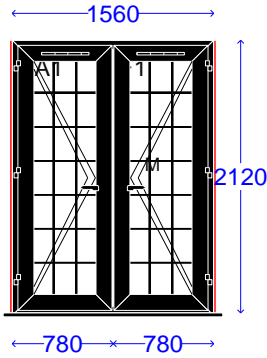


Specification		Chk
Frame (Head)	QC02 60mm O/F	[]
Frame (Cill)	QC02 60mm O/F	[]
Frame (Left jamb)	QC02 60mm O/F	[]
Frame (Right jamb)	QC02 60mm O/F	[]
Sash (Head)	QC32 Flush Casement Sash	[]
Sash (Cill)	QC32 Flush Casement Sash	[]
Sash (Left jamb)	QC32 Flush Casement Sash	[]
Sash (Right jamb)	QC32 Flush Casement Sash	[]
Ventilator (Head)	No ventilator	[]
Ventilator (Frame)	No ventilator	[]
Windowboard	No windowboard	[]
Colour	Black Brown/White	[]
Sash colour	Black Brown/White	[]
Handle	White Locking Handle	[]
Open in/out	Open out	[]
Sash Corner Joint Type	Fully Welded	[]

Glazing Details & Apertures

4-16-4 Clear TXG S1 Plus : 16mm Thermal Spacer Square Ledged
 9mm Lead Aged Std Joints Argon gas Filled
 A1 - (412 x 1140)

25	Optima C French Door O/A Sizes 1600mm x 2150mm (1)
	W25 Middle Sitting Room



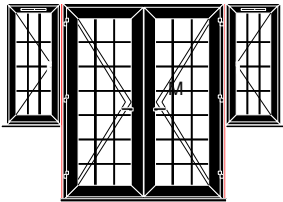
Specification		Chk
Frame (Head)	QC03 70mm O/F	[]
Frame (Cill)	QC01 50mm O/F	[]
Frame (Left jamb)	QC03 70mm O/F	[]
Frame (Right jamb)	QC03 70mm O/F	[]
Sash	QC40/41 Z/T Door Sash	[]
Cill	C150 Cill	[]
Add-on (Left jamb)	B78 20mm Add-on	[]
Add-on (Right jamb)	B78 20mm Add-on	[]
Ventilator (Head)	No ventilator	[]
Ventilator (Glass)	No ventilator	[]
Ventilator (Frame)	No ventilator	[]
Colour	Black Brown/White	[]
Sash colour	Black Brown/White	[]
Cill colour	Black Brown/White	[]
Handle	2x Black Lever/Lever	[]
Door hinge	Optima Black Hinge	[]
Door lock	Safeware 8+	[]
Open in/out	Open out	[]

Glazing Details & Appertures

4-20-4 Clear TXG S1 Plus : 20mm Thermal Spacer Square Ledged
 9mm Lead Aged Std Joints Argon gas Filled
 A1 - (548 x 1868) F1 - (548 x 1868)

	Optima Multi Segment
	W26 27 28 Dining Area

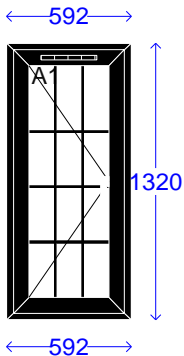
◀592×1785×592▶



◀600×1800×600▶
3000 x 2150

Specification		Chk
Cill	C150 Cill	[]
Colour	Black Brown/White	[]
Sash colour	Black Brown/White	[]
Cill colour	Black Brown/White	[]

26	Optima C Flush Casement O/A Sizes 592mm x 1320mm (Style 1)
	W26 27 28 Dining Area 1 of 3 of Multi-segment

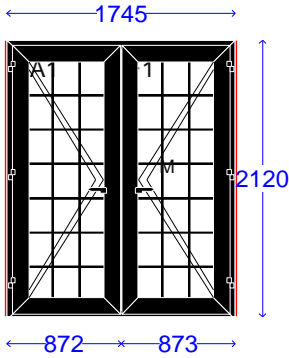


Specification		Chk
Frame (Head)	QC02 60mm O/F	[]
Frame (Cill)	QC02 60mm O/F	[]
Frame (Left jamb)	QC02 60mm O/F	[]
Frame (Right jamb)	QC02 60mm O/F	[]
Sash (Head)	QC32 Flush Casement Sash	[]
Sash (Cill)	QC32 Flush Casement Sash	[]
Sash (Left jamb)	QC32 Flush Casement Sash	[]
Sash (Right jamb)	QC32 Flush Casement Sash	[]
Ventilator (Head)	No ventilator	[]
Ventilator (Frame)	No ventilator	[]
Windowboard	No windowboard	[]
Colour	Black Brown/White	[]
Sash colour	Black Brown/White	[]
Handle	White Locking Handle	[]
Open in/out	Open out	[]
Sash Corner Joint Type	Fully Welded	[]

Glazing Details & Appertures

4-16-4 Clear TXG S1 Plus : 16mm Thermal Spacer Square Ledged
 9mm Lead Aged Std Joints Argon gas Filled
 A1 - (412 x 1140)

27	Optima C French Door O/A Sizes 1785mm x 2120mm (1)
	W26 27 28 Dining Area 2 of 3 of Multi-segment

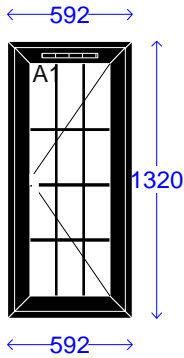


Specification		Chk
Frame (Head)	QC03 70mm O/F	[]
Frame (Cill)	QC01 50mm O/F	[]
Frame (Left jamb)	QC03 70mm O/F	[]
Frame (Right jamb)	QC03 70mm O/F	[]
Sash	QC40/41 Z/T Door Sash	[]
Add-on (Left jamb)	B78 20mm Add-on	[]
Add-on (Right jamb)	B78 20mm Add-on	[]
Ventilator (Head)	No ventilator	[]
Ventilator (Sash)	No ventilator	[]
Ventilator (Glass)	No ventilator	[]
Ventilator (Frame)	No ventilator	[]
Colour	Black Brown/White	[]
Sash colour	Black Brown/White	[]
Handle	2x Black Lever/Lever	[]
Door hinge	Optima Black Hinge	[]
Door lock	Safeware 8+	[]
Open in/out	Open out	[]

Glazing Details & Apertures

4-20-4 Clear TXG S1 Plus : 20mm Thermal Spacer Square Leded
 9mm Lead Aged Std Joints Argon gas Filled
 A1 - (640 x 1868) F1 - (641 x 1868)

28	Optima C Flush Casement O/A Sizes 592mm x 1320mm (Style 1)
	W26 27 28 Dining Area 3 of 3 of Multi-segment

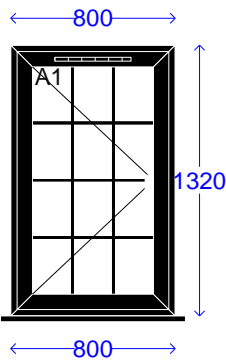


Specification		Chk
Frame (Head)	QC02 60mm O/F	[]
Frame (Cill)	QC02 60mm O/F	[]
Frame (Left jamb)	QC02 60mm O/F	[]
Frame (Right jamb)	QC02 60mm O/F	[]
Sash (Head)	QC32 Flush Casement Sash	[]
Sash (Cill)	QC32 Flush Casement Sash	[]
Sash (Left jamb)	QC32 Flush Casement Sash	[]
Sash (Right jamb)	QC32 Flush Casement Sash	[]
Ventilator (Head)	No ventilator	[]
Ventilator (Frame)	No ventilator	[]
Windowboard	No windowboard	[]
Colour	Black Brown/White	[]
Sash colour	Black Brown/White	[]
Handle	White Locking Handle	[]
Open in/out	Open out	[]
Sash Corner Joint Type	Fully Welded	[]

Glazing Details & Apertures

4-16-4 Clear TXG S1 Plus : 16mm Thermal Spacer Square Leded
 9mm Lead Aged Std Joints Argon gas Filled
 A1 - (412 x 1140)

29	Optima C Flush Casement O/A Sizes 800mm x 1350mm (Style 4)
	29 Kitchen Side

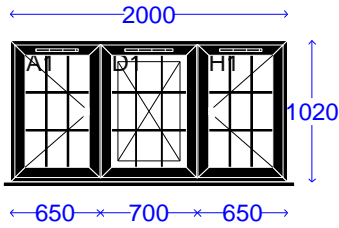


Specification		Chk
Frame (Head)	QC02 60mm O/F	[]
Frame (Cill)	QC02 60mm O/F	[]
Frame (Left jamb)	QC02 60mm O/F	[]
Frame (Right jamb)	QC02 60mm O/F	[]
Sash (Head)	QC32 Flush Casement Sash	[]
Sash (Cill)	QC32 Flush Casement Sash	[]
Sash (Left jamb)	QC32 Flush Casement Sash	[]
Sash (Right jamb)	QC32 Flush Casement Sash	[]
Cill	C150 Cill	[]
Ventilator (Head)	No ventilator	[]
Ventilator (Frame)	No ventilator	[]
Windowboard	No windowboard	[]
Colour	Black Brown/White	[]
Sash colour	Black Brown/White	[]
Cill colour	Black Brown/White	[]
Handle	White Locking Handle	[]
Open in/out	Open out	[]
Sash Corner Joint Type	Fully Welded	[]

Glazing Details & Apertures

4-16-4 Clear TXG S1 Plus : 16mm Thermal Spacer Square Leded
 9mm Lead Aged Std Joints Argon gas Filled
 A1 - (620 x 1140)

30	Optima C Flush Casement O/A Sizes 2000mm x 1050mm (Style 60)
	30 Kitchen Side

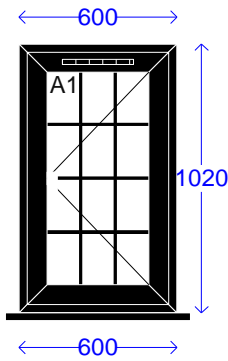


Specification		Chk
Frame (Head)	QC02 60mm O/F	[]
Frame (Cill)	QC02 60mm O/F	[]
Frame (Left jamb)	QC02 60mm O/F	[]
Frame (Right jamb)	QC02 60mm O/F	[]
Mullion	QC10/11 66mm T/Z	[]
Sash (Head)	QC32 Flush Casement Sash	[]
Sash (Cill)	QC32 Flush Casement Sash	[]
Sash (Left jamb)	QC32 Flush Casement Sash	[]
Sash (Right jamb)	QC32 Flush Casement Sash	[]
Cill	C150 Cill	[]
Ventilator (Head)	No ventilator	[]
Ventilator (Frame)	No ventilator	[]
Windowboard	No windowboard	[]
Colour	Black Brown/White	[]
Sash colour	Black Brown/White	[]
Cill colour	Black Brown/White	[]
Handle	White Locking Handle	[]
Open in/out	Open out	[]
Sash Corner Joint Type	Fully Welded	[]

Glazing Details & Appertures

4-16-4 Clear TXG S1 Plus : 16mm Thermal Spacer Square Leaded
 9mm Lead Aged Std Joints Argon gas Filled
 A1 - (497 x 840) D1 - (574 x 840)
 H1 - (497 x 840)

31	Optima C Flush Casement O/A Sizes 600mm x 1050mm (Style 4)
	32 WC Front



Specification		Chk
Frame (Head)	QC02 60mm O/F	[]
Frame (Cill)	QC02 60mm O/F	[]
Frame (Left jamb)	QC02 60mm O/F	[]
Frame (Right jamb)	QC02 60mm O/F	[]
Sash (Head)	QC32 Flush Casement Sash	[]
Sash (Cill)	QC32 Flush Casement Sash	[]
Sash (Left jamb)	QC32 Flush Casement Sash	[]
Sash (Right jamb)	QC32 Flush Casement Sash	[]
Cill	C150 Cill	[]
Ventilator (Head)	No ventilator	[]
Ventilator (Frame)	No ventilator	[]
Windowboard	No windowboard	[]
Colour	Black Brown/White	[]
Sash colour	Black Brown/White	[]
Cill colour	Black Brown/White	[]
Handle	White Locking Handle	[]
Open in/out	Open out	[]
Sash Corner Joint Type	Fully Welded	[]

Glazing Details & Appertures

4-16-4 TXG Obs S1 Plus : 16mm Thermal Spacer Satin Square Leaded
 9mm Lead Aged Std Joints Argon gas Filled
 A1 - (420 x 840)