











23102 - P - Material Schedule

Item	Location	Description	Image
<u>Roof Tiles</u>	All tiled roofs	Marley Edgemere Interlocking Concrete Slate Finish: Smooth Grey Size: 267 x 165mm	
<u>Facing Brick</u>	All brickwork areas	Vandersanden Flemish Antique Stock Facing Brick Finish: red facing brick Size: 215 x 102.5 x 65mm	
<u>Window and Glazed Door System</u>	Throughout	Triple glazed windows and doors to achieve U-Value of 0.10 W/m2K Finish to be Anthracite grey, RAL 7016	
<u>Roof Lights</u>	As shown on roof plan	Velux Better Comfort triple glazed to achieve U-Value of 0.10 W/m2K Size: Size: 940mm x 1400mm	



<p><u>Rainwater Goods and Fascia</u></p>	<p>Throughout</p>	<p>Round PVC rainwater goods, anthracite Grey</p> <p>200mm x 9mm fascia capping board Anthracite Grey</p>	
<p><u>Vents</u></p>	<p>Brickwork vents for bathrooms, kitchens SVPs ect</p>	<p>UpVC vents, coloured to match brickwork</p>	
<p><u>Meter boxes</u></p>		<p>Mitras Meter Box Recessed (595 x 409 x 210mm)</p> <p>Finish - Painted on-site to match brickwork</p>	
<p><u>Paving slabs</u></p>	<p>To Paths around house and Patio areas</p>	<p>Marshalls' Saxon textured paving or similar approved.</p> <p>Size 600mm x 600mm x 50mm</p> <p>Finish: Natural</p> <p>Fitted on bedding to manufacturer's recommendations. To be fully bedded. Jointing compound to match paver finish.</p> <p>Falls to be formed in sub-base.</p> <p>To comply with British Standard 7533:</p>	



		Part 4	
Permeable asphalt	To driveway and parking	Tarmac Permeable Asphalt	
Edging	refer to site location plan	Marshalls British Standard Kerb, Fitted on bedding to manufacturer's recommendations. To be fully bedded. To comply with BS EN 1340:2003	
Close Boarded Timber Fence	To boundaries of private garden	Thick, square-cut, overlapping 8mm boards Treated to prevent rot, exterior grade finishes 1800mm height Concrete support posts and gravel boards, smooth finish.	
Oak Porch	Entrance	Oak beams with Red brick plinth	
Stone capping	To Chimney and porch plinth	Buff Coping stone	