










Notes:  
 Do not scale from drawings. Any discrepancies, errors or omissions between site and drawing to be notified to a member of the design team. All dimensions to be checked and verified before the commencement of any work of fabrication of components.

- Key:
-  Internal slab level
  -  Curved structural brace 1325mm
  -  Curved structural brace 700mm
  -  Diagonal straight wind brace
  -  Diagonal roof brace
  -  Sole plate
  -  First floor joist
  -  Independent post onto brick plinth (concrete sub-base beneath as necessary)
  -  Post onto sole plate

Drawing Title:  
 Existing Block Plan

Address:  
 10 St Lawrence Avenue  
 Bidborough TN4 0XB

Drawing number: 178  
 Drawn by: SJ  
 Scale: 1:500@A3

Revision: A  
 Date: 21/04/2024

Existing Block Plan  
 0 10 20m  
 1:500