


Proposed In line tile ventilator
1:10

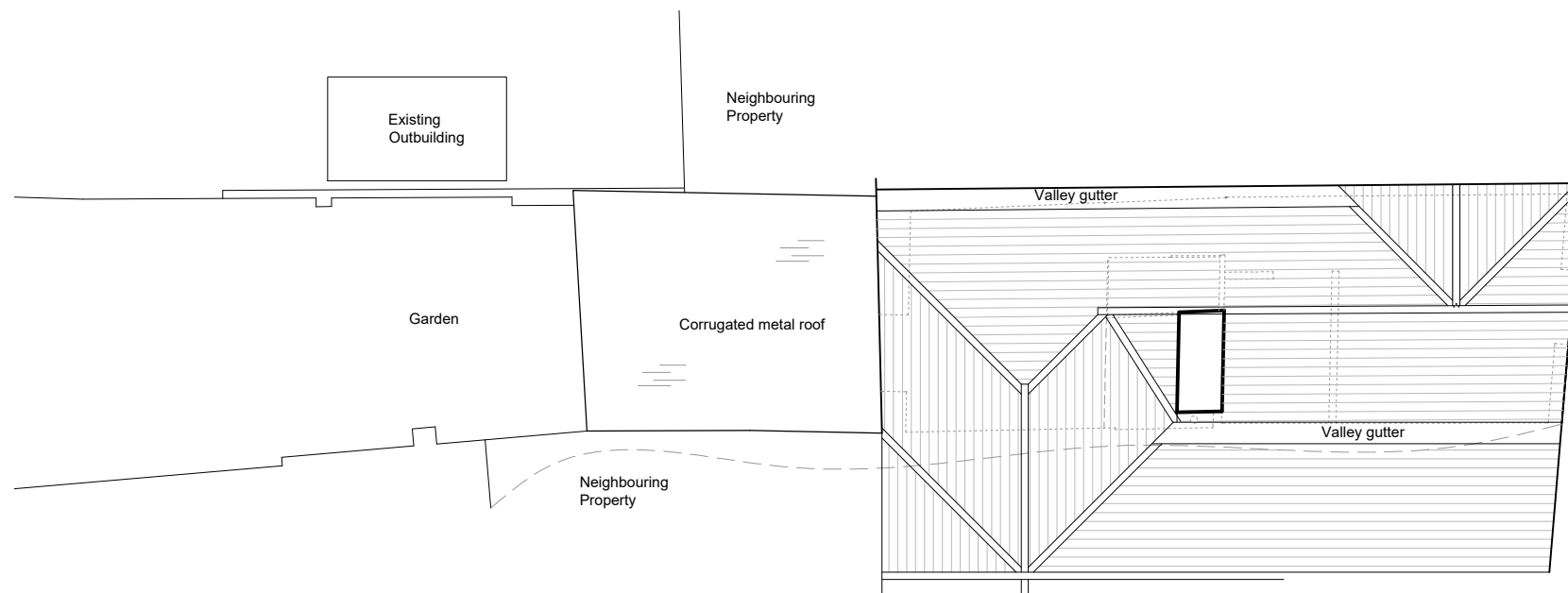


Proposed In line tile ventilator - Photo
NTS

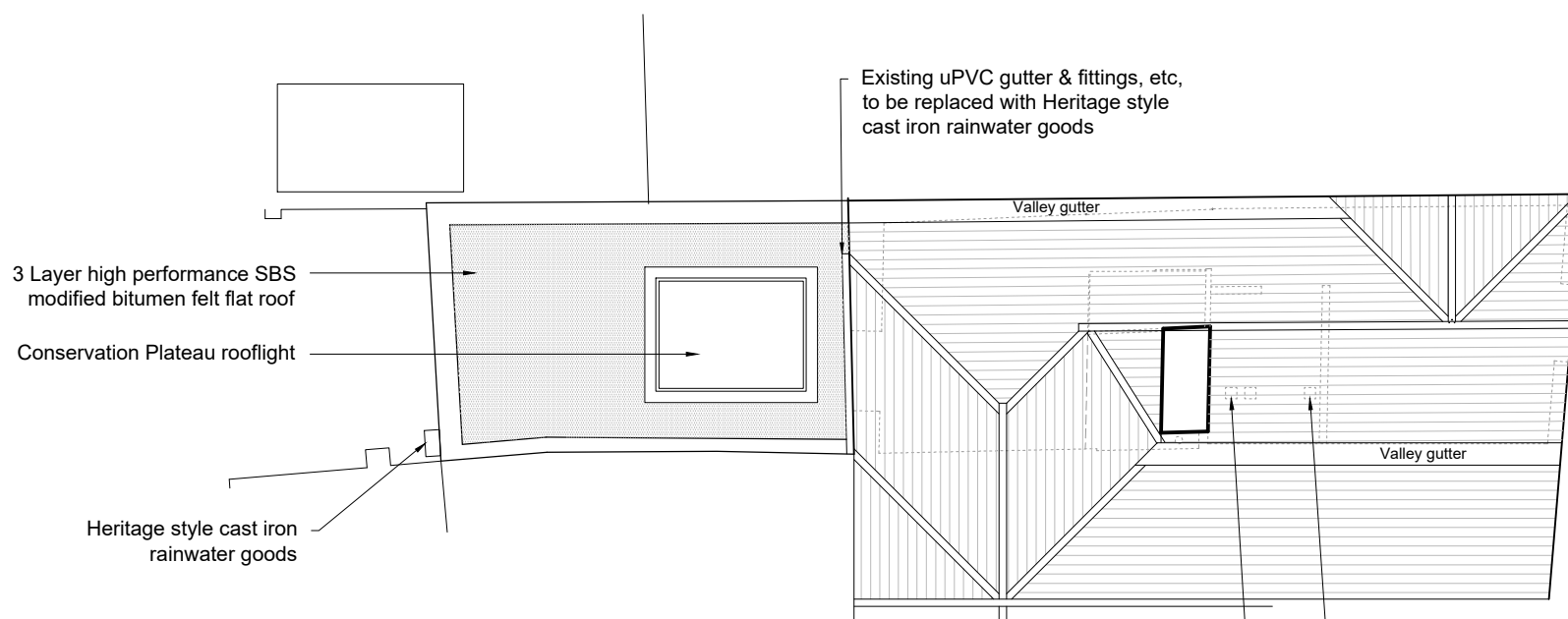


Proposed Extension Brick - Photo
NTS

Wieneberger
Smeed Dean Weathered Yellow Stock



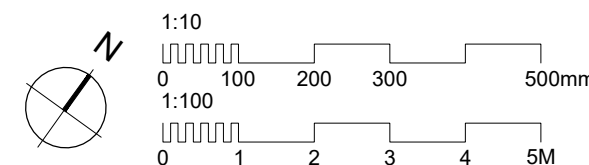
Existing Roof Plan
1:100



Proposed Roof Plan
1:100

Existing uPVC gutter & fittings, etc, to be replaced with Heritage style cast iron rainwater goods

Proposed position of inline ventilation tile for shower room extract
Proposed position of inline ventilation tile for S&VP and Ground Floor WC



Proposed Extension and Alterations
At 42 King Street, Sandwich, Kent, CT13 9BL

Existing and Proposed
Roof Plan - Ventilation Outlets

Project Name: Drawing Name:

A3
Drawing No: A1612-59
Revision: P1
Date: Mar 24
Scale: 1:100, 1:10@A3
PLANNING

NOTE:

Do Not Scale.
Report all discrepancies, errors and omissions.
Verify all dimensions on site before commencing any work on site or preparing shop drawings.
All materials, components and workmanship are to comply with the relevant British & European Standards, Codes of Practice, and appropriate manufacturers recommendations that from time to time shall apply.
For all specialist work, see relevant drawings. This drawing is copyright of Urban & Rural Ltd. Urban & Rural LTD is a registered company in England and Wales with company number 9387736.

Roof Not Surveyed
Indicatively shown for illustrative purposes

Revision:	date	note
20.03.24	P1 - Issued for comments	