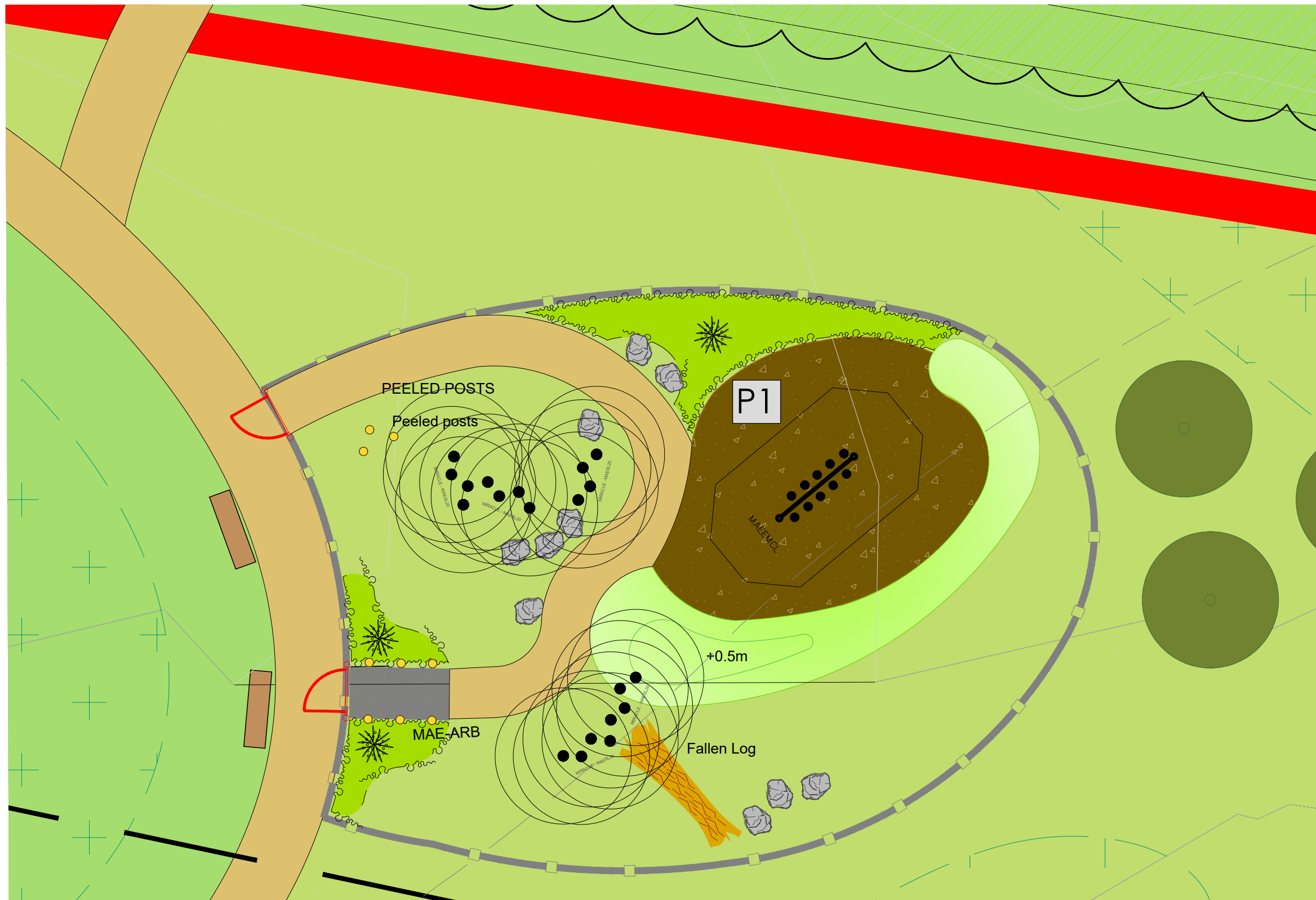


Indicative Image of Proposed Bow Top Railings

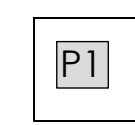


Indicative Image of Proposed Self Closing Gate



LEGEND

PLAY EQUIPMENT

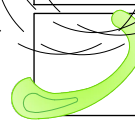


Balance Posts with Rope
Product : MAE-EMCL
To be installed onto flat ground
As supplied by Miracle or similar approved

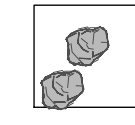
PLAY FEATURES



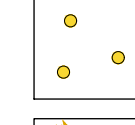
Proposed Stepping Posts
Product : MAE-SL20
As supplied by Miracle or similar approved




Proposed Mounds
500-700mm high



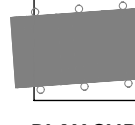
Proposed Boulders
Smooth glacial boulders as supplied by CED or similar approved.



Proposed Peeled Posts
To define entrance to play space. Debarked, smooth timber poles to be supplied by Miracle or similar approved




Proposed Tree Trunk Crossing/Seats
Softwood tree trunks trimmed and prepared for use in a public area with branches cut back and smooth finish.



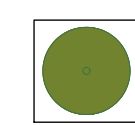
Proposed Crossings
Product : MAE-ARB
Timber boardwalk crossings with upright poles. As supplied by Miracle or similar approved.

PLAY SURFACING

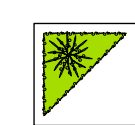


Proposed Play Bark Safety Surfacing
To be supplied by preferred supplier of play manufacturer. To latest BS EN 1177. Natural/mounded edge to grass.

SOFT LANDSCAPE



Proposed Individual Tree Specimens
See masterplan/planting plans for further detail.




Proposed Ornamental Planting
See masterplan/planting plans for further detail.

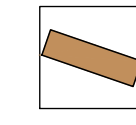


Existing/Proposed Rough Grassland
Existing retained where possible and made good in areas that have been damaged as a result of works. New areas of rough grassland to be seeded due to formation of new contours/levels.

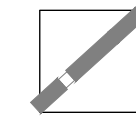
HARD LANDSCAPE, FURNITURE & FEATURES



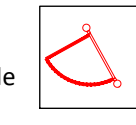
Proposed Footpath (1.5-2m wide)
Self binding gravel/ hoggan footpath with timber edging



Proposed Benches
Product : SB5056
Size : 1.60m x 0.35m x 0.40m
As supplied by Miracle or similar approved.



Proposed Fencing
Product : Play Area Bow Top Railings by Alpha F similar approved
Material: Steel
Height: 1100mm
Finish: Hot dipped galvanised to BS EN ISO1461
Colour: Polyester powder coated in black



Self Closing Gate
To provide security to play area, 1m high steel gate with self closing mechanism, in RAL 1023, as supplied by Playdale or similar approved.

PLAY AREA TO COMPLY WITH;

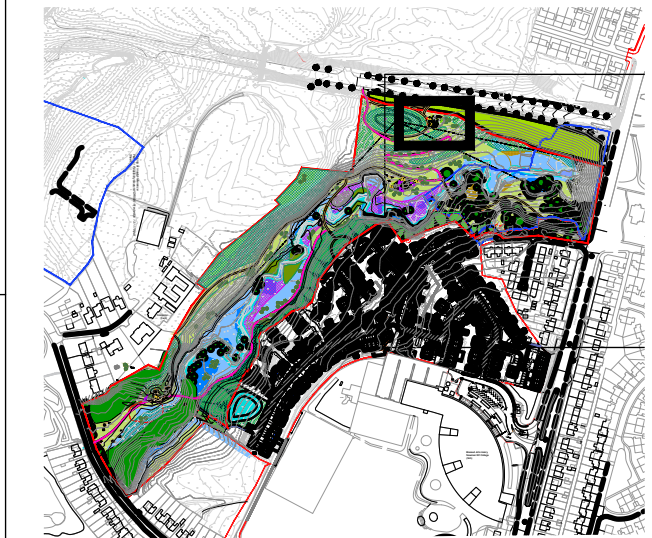
LEGISLATION

- Health and Safety at Work etc Act 1974
- Occupiers Liability Acts 1957/1984
- Disability Discrimination Act 1995
- Management of Health and Safety at Work Regulations 1999

PLAY EQUIPMENT STANDARDS

- BS EN 1176: Playground Equipment (11 Parts)
- BS EN 1177: Impact Absorbing Playground Surfacing
- BS EN 15312: Free access multi-sports equipment

LOCATION PLAN - Not to Scale



PLAY AREA NOTES

All play equipment and items such as gates, fences, litter bins and seating should be constructed and installed to apply to the requirements of BS EN 1176 Playground Equipment Standards.

Playground Surfacing to follow European Standards EN 1177 Impact Absorbing Playground Surfacing AND bs 7188. Surface thickness depending on the free height of fall of the equipment installed. The free height of the fall of the equipment to be checked by surface manufacturer, before installation.

Equipment manufacturers/suppliers must submit documentary evidence of compliance with BS EN 1176 and BS EN 1177.

Where equipment is unable to meet a standard, an explanation of acceptability or evidence of third party testing by a recognised body or a risk assessment should be provided.

Appropriate test certificates should be obtained by the client indicating that the surfacing meets the impact absorbency requirements for the equipment to be used.


The installer should provide written confirmation that the equipment and surfacing have been installed to the manufacturer's instructions and to the relevant standard where appropriate

Where considered necessary, a post-installation inspection, including indicative surfacing tests, should be carried out by RoSPA or other appropriate body.

PLAY AREA IMAGES



Boulders



Stepping Posts



Benches




Crossings



Tree Trunk



Peeled Posts



Balance Posts with Rope

REVISION NOTES

Rev	By	Description	Date
C	EO	Fence type and position amended	05.04.24
B	FZ	Location amended	20.03.24

GENERAL NOTES

1. This drawing is the copyright of tpm landscape Ltd and cannot be reproduced in any form without the consent of the company.
2. This drawing is to be read in conjunction with detail landscape drawings, details and specification.
3. This drawing is to be read in conjunction with all relevant Architects', Engineer's, Specialists, Bills of Quantities and Specifications.
4. The insertion of any firm or proprietary brand on this drawing is an indication of the class or quality required and does not exclude the use of alternative materials that are equal in performance, quality and appearance, provided that they have been approved in writing by the Landscape Architect.
5. The Contractor is responsible for accurately ascertaining the position of underground services and responding to all relevant service easement requirements.
6. All dimensions are in millimetres unless stated otherwise, for the purposes of construction this drawing must not be scaled and only written dimensions used. Written and scaled dimensions to be checked on site, any discrepancies reported prior to work commencing. IF IN DOUBT PLEASE ASK.
7. All work and materials are to be in accordance with the relevant British Standards and Code of Practice.
8. All Proprietary products are to be used strictly in accordance with the manufacturer's instructions and details.

Client
FO Developments LLP

Project
Broadway Green, Oldham - Linear Park

Description
Natural Play Space 1

Status
For Approval

Scale @ A2	Drawn	Checked	Date
1:100	KD	DC	21.10.21
Job number	Drawing number	Revision	
1994	106	C	

tpm landscape
chartered landscape architects
address: 4th Floor Studio 10 Little Lever St Manchester M1 1HR
tel: 0161 235 0600 fax 0601 email info@tpmlandscape.co.uk