

Existing Bio domestic sewage treatment plant


Existing Bio domestic sewage treatment plant

Sluice


FB

Figure 1 BASELINE


HABITATS



urban



other neutral grassland



native hedge



individual trees
≤ 30cm DBH

6 No. parking spaces.

Existing pond

Hopper

Willow Grange Farm

Willow Grange Cottages

3.6m

Chear Lode (Drain)
Go Const. GP & ED Bdy

CAMBRIDGE ROAD

Def

Def

EL Bdy

1:500 0 10 50m

rev.	date	description	issued by	chk'd

NOTES
All dimensions to be checked on site.
All drawings to be read in conjunction with other contract documentation.
Any discrepancies to be reported to the Contract Administrator before any work commences.
© Copyright Bidwells LLP

client	Willow Grange Farm			
project	Willow Grange Farm, Chittington (Shepherd hut)			
discipline	ARCHITECTURE	drawn	TH	date: 25/03/24
project no.	80153	drawn no.	DR-A-6001	scale @ A1 1:500
status	Planning Issue			

BIDWELLS
Trampington Road
Cambridge CB2 3LJ
T: 01223 441441
F: 01223 443100
bidwells.co.uk