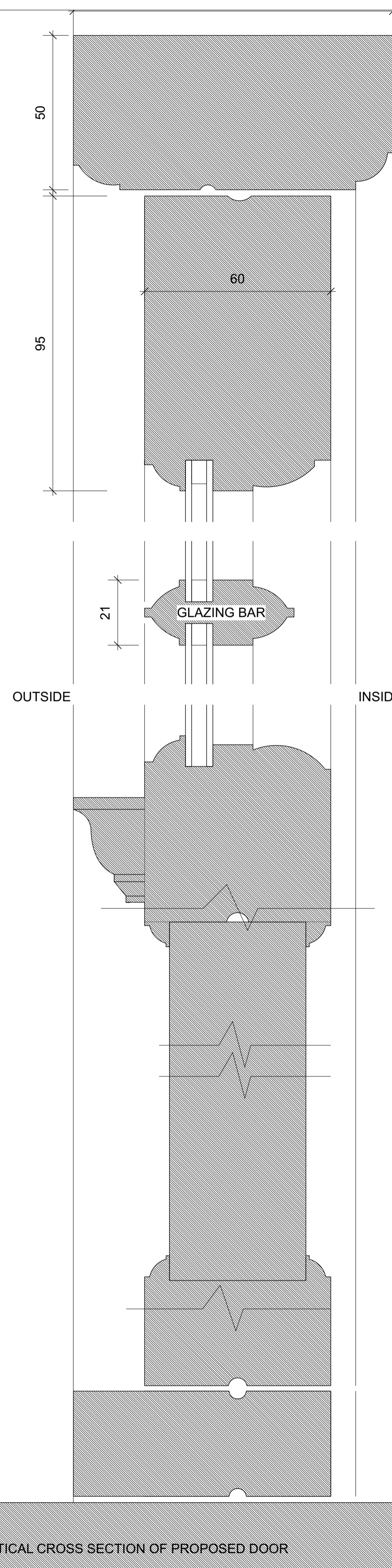



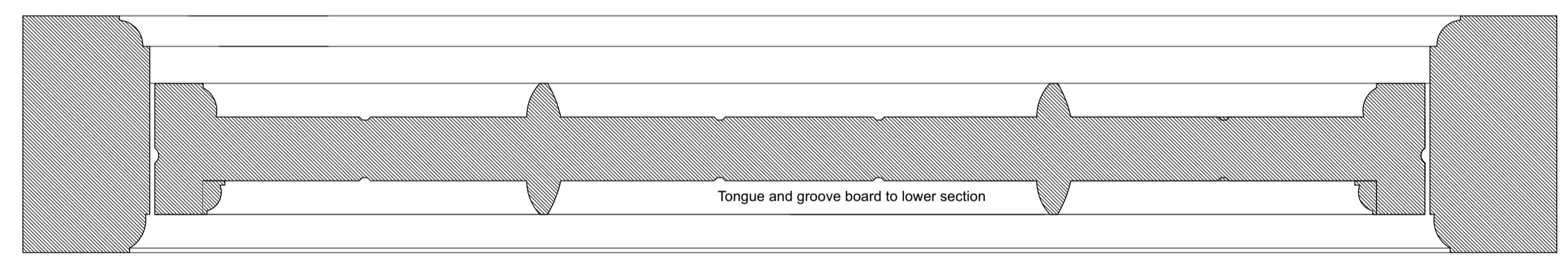
VERTICAL CROSS SECTION OF EXISTING DOOR



VERTICAL CROSS SECTION OF PROPOSED DOOR



HORIZONTAL CROSS SECTION OF PROPOSED DOOR (UPPER SECTION)

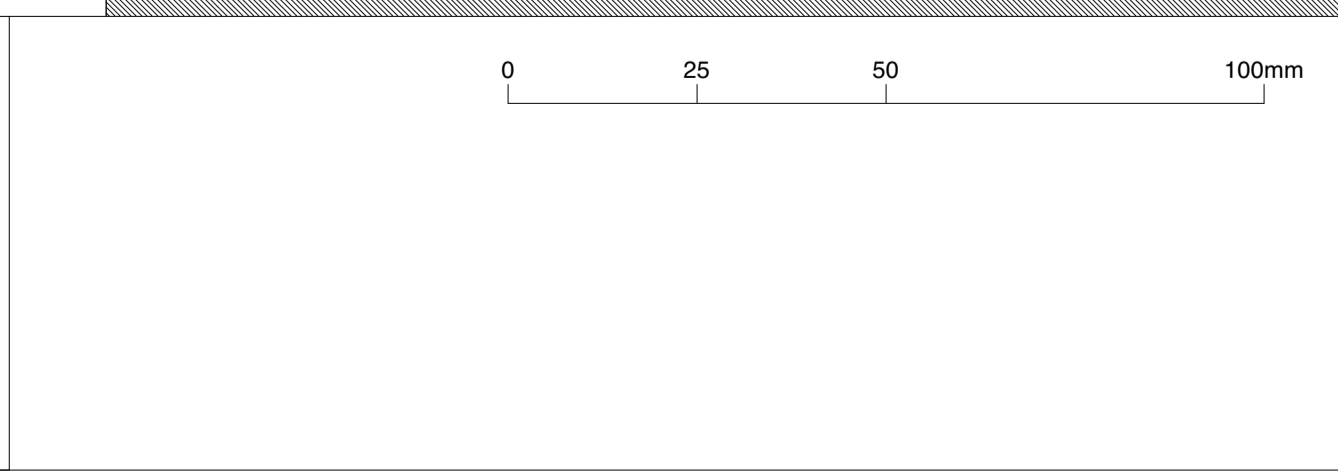


HORIZONTAL CROSS SECTION OF PROPOSED DOOR (LOWER SECTION)

NOTES:

- The agreed specification for Brentham CA: Slimlite or similar units, 14mm thick 4:6:4.
- Units fixed into traditionally made timber frames with putty or putty substitute, not hardwood beads.
- White or pale grey spacers set not protruding outside the glazing bar.
- The slightly increased depth of the frame to be accommodated inside.

Revisions	
No.	Date



This drawing should not be used to calculate areas for the purposes of valuation. Do not scale this drawing. All dimensions to be checked on site by the contractor and such dimensions to be their responsibility. All work must comply with relevant British Standards and Building Regulations requirements. Drawing errors and omissions to be reported to the architect/designer.

Job Number	Date	Scale
3064	February 2024	1:2@A3
Drawn by	Checked by	Status
XX	XX	Planning
Drawing No. & Revision		
3064-DR-8104-P01		

Project	49 Holyoake Walk London W5 1QN
Drawing	Existing & Proposed Window Details

163 RIBA #
 Studio 163 Ltd
 hello@studio-163.com