

## 1.0 INTRODUCTION

1.1 This note has been prepared by DTA Transportation to support proposals for the construction of a new agricultural access on to Blithbury Road, Blithbury, Staffordshire.

1.2 This note provides information relating to the calculation of the site access visibility splays and the access design. The details of which are shown on **Drawing 25383-01a**.

1.3 A review of publicly available personal collision data from Crashmap.co.uk shows that there have been no injury accidents in the last 5 years, thereby demonstrating the local highway network has a good safety record.

## 2.0 VISIBILITY SPLAYS

2.1 An automatic traffic count was undertaken on Blithbury Road to accurately inform the visibility requirements of the site access and was located approximately 50m east of the proposed access. This was deployed between Monday 16<sup>th</sup> October and Thursday 19<sup>th</sup> October 2023. A summary of the results is shown in **Table 1** below with the outputs attached in **Appendix A**.

**Table 1** - ATC Summary Results

	Average 85 <sup>th</sup> tile (mph)	Average Mean (mph)
Eastbound	35.8	30.5
Westbound	35.5	29.9

2.2 To derive the necessary splays, the 85th percentile speeds have been used. Therefore, as shown above, the average 85th percentile eastbound speed of 35.8mph and westbound speed of 35.5mph have been used.

2.3 Due to the location of the site and the Blithbury Road not being trunk road or near motorway standards, the required visibility splays will be set out to accord with the requirements of Manual for Streets 2, where:

$$SSD = vt + v^2/2(d+0.1a)$$

where:  $v$  = speed (m/s)

$t$  = driver perception-reaction time (seconds)

$d$  = deceleration (m/s<sup>2</sup>)

$a$  = longitudinal gradient (%) (+ for upgrades and – for downgrades)

- 
- 2.4 Due to the speed of traffic being lower than 60kph (37mph) the driver perception/reaction time (t) has a value of 1.5s.
- 2.5 Due to this being an existing access with no history of safety issues the deceleration rate for traffic is 0.45g which results in (d) having a value of 4.41m/s<sup>2</sup>.
- 2.6 The road is reasonably flat which results in (a) having a value of 0.

Eastbound SSD (Westerly Visibility Splay).

- 2.7 The recorded 85th percentile speed was 35.8mph or 57.6kph, which results in a design speed of 16m/s.
- 2.8 Therefore, using the rates set out above, within the formula in 2.3 results in a bonnet adjusted SSD of 55.4m.

Westbound SSD (Easterly Visibility Splay).

- 2.9 The recorded 85th percentile speed was 35.5mph or 57.2kph, which results in a design speed of 15.9m/s.
- 2.10 Therefore, using the rates set out above, results in a bonnet adjusted SSD of 54.8m.
- 2.11 As shown on **Drawing 25383-01a** both of the above distances can be achieved.

**3.0 SITE ACCESS AND LAYOUT**

- 3.1 The proposals are to provide a new access from Blithbury Road. **Drawing 25383-01a** shows the access being 5m wide and will be constructed as a footway/ verge crossover. It will be surfaced with a bound material for the first 7.5m with gates set back to this point.
- 3.2 Vehicle tracking has been undertaken for a tractor and trailer and this is shown on **Drawing 25383-01a-1**.
- 3.3 This shows that the site access geometry and access track can safely accommodate the necessary associated manoeuvres.

**4.0 CONCLUSIONS**

- 4.1 The visibility splays and access geometry are to be provided in accordance with the standard specification of the Highway Authority and national guidance.
- 4.2 The site access will accommodate the vehicles required to access the holding.
- 4.3 The proposals will provide safe and suitable access for all users in accordance with local and national guidance.

## Drawings



Forge House

Ferndale

ATC Location

Eastbound (Westerly) Visibility splay  
 MfS Values  
 85%ile - 35.8mph  
 Reaction time - 1.5s  
 Deceleration Rate - 4.41m/s  
 Gradient - 0%  
 Bonnet Adjusted SSD - 55.4m

Footway/ Verge Crossover  
 Width - 5m  
 Bound Surface for 7.5m  
 Gates set back - 7.5m

Westbound (Easterly) Visibility splay  
 MfS Values  
 85%ile - 35.5mph  
 Reaction time - 1.5s  
 Deceleration Rate - 4.41m/s  
 Gradient - 0%  
 Bonnet Adjusted SSD - 54.8m

Oakleigh House

Based upon the ORDNANCE SURVEY MAPS with the permission of  
 THE CONTROLLER OF HER MAJESTY'S STATIONERY OFFICE,  
 © Crown Copyright AL 100030412

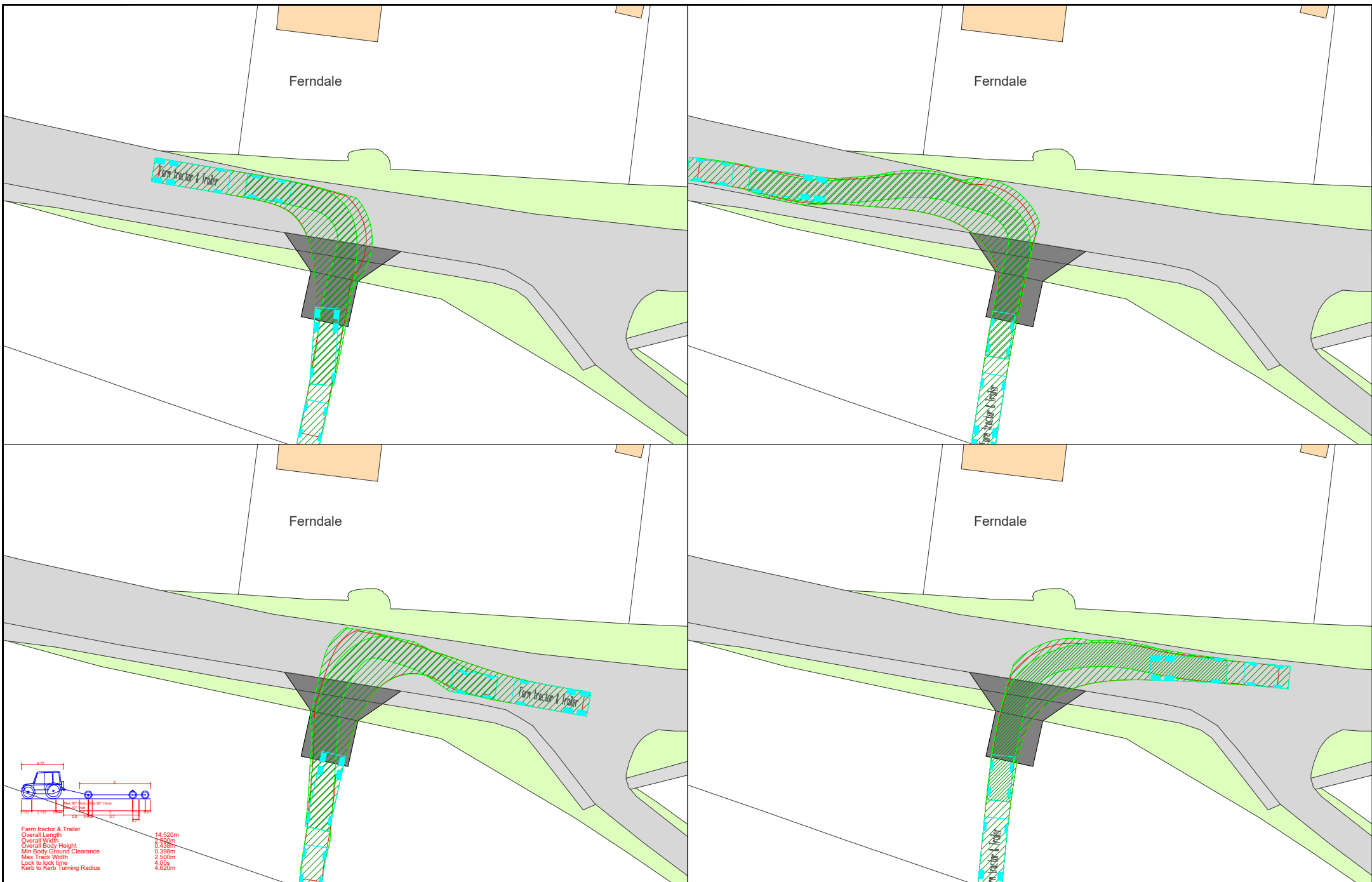
© David Tucker Associates

REV	DESCRIPTION	DRAWN	INITIALS	DATE



Forester House, Doctors Lane,  
 Henley -in-Arden  
 Warwickshire B95 5AW  
 Tel: +44(0)1564 793598  
 Fax: +44(0)1564 793983  
 www.dtastransportation.co.uk

JOB TITLE		Blithbury Road		CLIENT		CT Planning	
DRAWING TITLE							
Proposed Site Access							
with Visibility Splays							
SCALE	DRAWN BY	DATE	DRAWING No	REVISION			
1:500@A4	DN	Oct 23	25383-01	A			

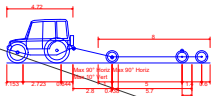


Ferndale

Ferndale

Ferndale

Ferndale



Farm tractor & Trailer  
 Overall Length 14.520m  
 Overall Width 2.438m  
 Overall Body Height 0.438m  
 Min Body Ground Clearance 0.388m  
 Max Track Width 2.500m  
 Lock to lock time 4.00s  
 Kerb to Kerb Turning Radius 4.620m

Based upon the ORDNANCE SURVEY MAPS with the permission of  
 THE CONTROLLER OF HER MAJESTY'S STATIONERY OFFICE,  
 © Crown Copyright AL 100030412

© David Tucker Associates

REV	DESCRIPTION	DRAWN	INITIALS	DATE



Forester House, Doctors Lane,  
 Henley -in-Arden  
 Warwickshire B95 5AW  
 Tel: +44(0)1564 793598  
 Fax: +44(0)1564 793983  
 www.dtastransportation.co.uk

JOB TITLE		Blithbury Road		CLIENT		CT Planning	
DRAWING TITLE							
Proposed Site Access							
Vehicle Tracking (Tractor and Trailer)							
SCALE	DRAWN BY	DATE	DRAWING No	REVISION			
1:500@A4	DN	Oct 23	25383-01-1	A			

**Appendix A**  
ATC Data

12785 RUGELEY										
OCTOBER 2023										
Site	Location	Direction	Start Date	End Date	Posted Speed Limit (PSL)	Total Vehicles	Midweek Ave	All Days Ave	85%ile Speed	Mean Speed
Site No: 12785001	Site 1 - Blithebury Rd, Rugeley 52.77817, -1.87692	Channel: Eastbound	Mon 16-Oct-23	Thu 19-Oct-23	40	1551	388	-	35.8	30.5
		Channel: Westbound	Mon 16-Oct-23	Thu 19-Oct-23		1497	374	-	35.5	29.9



12785		RUGELEY				Site No: 12785001	Location Site 1 - Blithebury Rd, Rugeley								
Mon 16-Oct-23 to Thu 19-Oct-23						Channel: Eastbound									
TIME PERIOD	TOTAL VEHICLES	MOTOR-CYCLES	CARS OR CAR-BASED LGV	LIGHT GOODS VEHICLES	BUSES	TWO AXLE, SIX TYRE, RIGID/ BUSES	THREE AXLE RIGID	FOUR OR MORE AXLE RIGID	FOUR OR LESS AXLE ARTIC	FIVE AXLE ARTIC	SIX OR MORE AXLE ARTIC	FIVE OR LESS AXLE MULTI-TRAILER ARTIC	SIX AXLE MULTI-TRAILER ARTIC	SEVEN OR MORE AXLE ARTIC	
<b>Mon 16-Oct-23</b>															
00:00	0	0	0	0	0	0	0	0	0	0	0	0	0	0	
01:00	1	0	0	0	0	0	0	0	1	0	0	0	0	0	
02:00	2	0	0	2	0	0	0	0	0	0	0	0	0	0	
03:00	0	0	0	0	0	0	0	0	0	0	0	0	0	0	
04:00	4	0	3	1	0	0	0	0	0	0	0	0	0	0	
05:00	1	0	1	0	0	0	0	0	0	0	0	0	0	0	
06:00	10	1	6	1	0	0	1	0	0	0	0	1	0	0	
07:00	38	0	26	11	0	1	0	0	0	0	0	0	0	0	
08:00	90	0	80	10	0	0	0	0	0	0	0	0	0	0	
09:00	30	2	22	5	0	0	0	0	1	0	0	0	0	0	
10:00	17	0	10	6	0	0	0	0	0	0	0	1	0	0	
11:00	14	0	9	4	0	0	0	0	1	0	0	0	0	0	
12:00	9	0	6	3	0	0	0	0	0	0	0	0	0	0	
13:00	19	1	14	3	0	1	0	0	0	0	0	0	0	0	
14:00	37	0	22	14	0	0	0	0	0	0	1	0	0	0	
15:00	34	0	21	11	0	0	0	0	1	0	0	1	0	0	
16:00	24	0	19	5	0	0	0	0	0	0	0	0	0	0	
17:00	27	1	22	3	0	0	0	0	0	0	1	0	0	0	
18:00	18	0	15	3	0	0	0	0	0	0	0	0	0	0	
19:00	5	0	1	4	0	0	0	0	0	0	0	0	0	0	
20:00	3	0	3	0	0	0	0	0	0	0	0	0	0	0	
21:00	8	0	6	2	0	0	0	0	0	0	0	0	0	0	
22:00	3	0	2	1	0	0	0	0	0	0	0	0	0	0	
23:00	1	0	0	1	0	0	0	0	0	0	0	0	0	0	
12H,7-19	357	4	266	78	0	2	0	0	3	0	2	2	0	0	
16H,6-22	383	5	282	85	0	2	1	0	3	0	2	3	0	0	
18H,6-24	387	5	284	87	0	2	1	0	3	0	2	3	0	0	
24H,0-24	395	5	288	90	0	2	1	0	4	0	2	3	0	0	

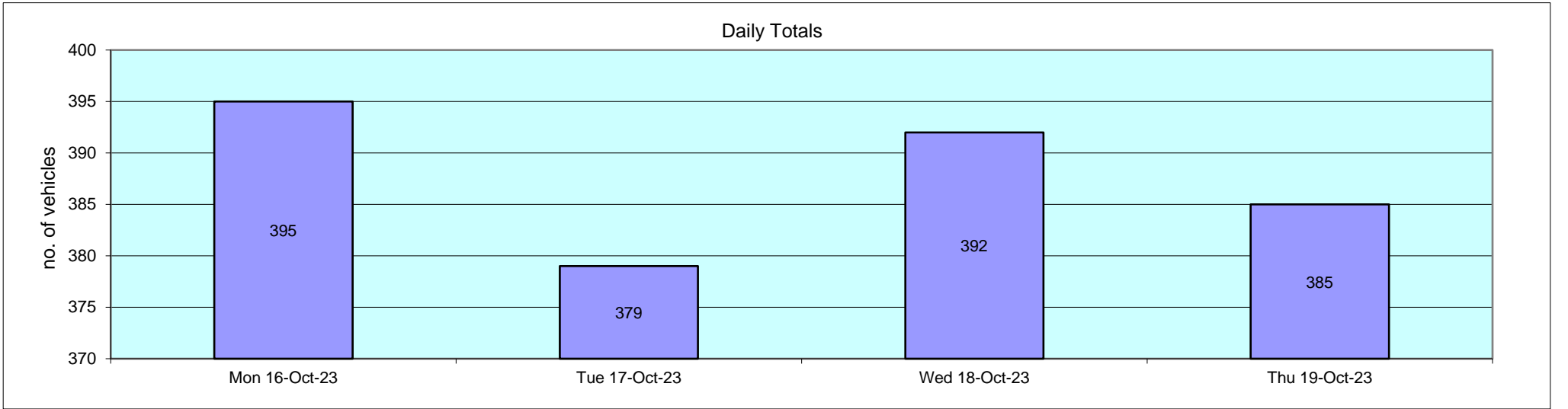
12785		RUGELEY				Site No: 12785001	Location Site 1 - Blithebury Rd, Rugeley								
Mon 16-Oct-23 to Thu 19-Oct-23						Channel: Eastbound									
TIME PERIOD	TOTAL VEHICLES	MOTOR-CYCLES	CARS OR CAR-BASED LGV	LIGHT GOODS VEHICLES	BUSES	TWO AXLE, SIX TYRE, RIGID/ BUSES	THREE AXLE RIGID	FOUR OR MORE AXLE RIGID	FOUR OR LESS AXLE ARTIC	FIVE AXLE ARTIC	SIX OR MORE AXLE ARTIC	FIVE OR LESS AXLE MULTI-TRAILER ARTIC	SIX AXLE MULTI-TRAILER ARTIC	SEVEN OR MORE AXLE ARTIC	
<b>Tue 17-Oct-23</b>															
00:00	0	0	0	0	0	0	0	0	0	0	0	0	0	0	
01:00	1	0	0	0	0	0	0	0	1	0	0	0	0	0	
02:00	0	0	0	0	0	0	0	0	0	0	0	0	0	0	
03:00	0	0	0	0	0	0	0	0	0	0	0	0	0	0	
04:00	4	0	3	1	0	0	0	0	0	0	0	0	0	0	
05:00	1	0	1	0	0	0	0	0	0	0	0	0	0	0	
06:00	9	1	6	1	0	0	1	0	0	0	0	0	0	0	
07:00	30	0	21	8	0	1	0	0	0	0	0	0	0	0	
08:00	86	0	75	11	0	0	0	0	0	0	0	0	0	0	
09:00	33	2	23	7	0	0	0	0	1	0	0	0	0	0	
10:00	17	0	13	3	0	0	0	0	1	0	0	0	0	0	
11:00	11	1	6	4	0	0	0	0	0	0	0	0	0	0	
12:00	18	0	13	4	0	0	0	0	1	0	0	0	0	0	
13:00	20	2	13	4	0	0	0	0	1	0	0	0	0	0	
14:00	35	0	22	13	0	0	0	0	0	0	0	0	0	0	
15:00	36	0	23	12	0	0	1	0	0	0	0	0	0	0	
16:00	25	1	20	4	0	0	0	0	0	0	0	0	0	0	
17:00	19	0	15	4	0	0	0	0	0	0	0	0	0	0	
18:00	14	0	12	2	0	0	0	0	0	0	0	0	0	0	
19:00	6	0	4	2	0	0	0	0	0	0	0	0	0	0	
20:00	8	0	6	2	0	0	0	0	0	0	0	0	0	0	
21:00	4	0	3	0	0	1	0	0	0	0	0	0	0	0	
22:00	1	0	1	0	0	0	0	0	0	0	0	0	0	0	
23:00	1	0	1	0	0	0	0	0	0	0	0	0	0	0	
12H,7-19	344	6	256	76	0	1	1	0	4	0	0	0	0	0	
16H,6-22	371	7	275	81	0	2	2	0	4	0	0	0	0	0	
18H,6-24	373	7	277	81	0	2	2	0	4	0	0	0	0	0	
24H,0-24	379	7	281	82	0	2	2	0	5	0	0	0	0	0	

12785		RUGELEY				Site No: 12785001	Location Site 1 - Blithebury Rd, Rugeley								
Mon 16-Oct-23 to Thu 19-Oct-23						Channel: Eastbound									
TIME PERIOD	TOTAL VEHICLES	MOTOR-CYCLES	CARS OR CAR-BASED LGV	LIGHT GOODS VEHICLES	BUSES	TWO AXLE, SIX TYRE, RIGID/ BUSES	THREE AXLE RIGID	FOUR OR MORE AXLE RIGID	FOUR OR LESS AXLE ARTIC	FIVE AXLE ARTIC	SIX OR MORE AXLE ARTIC	FIVE OR LESS AXLE MULTI-TRAILER ARTIC	SIX AXLE MULTI-TRAILER ARTIC	SEVEN OR MORE AXLE ARTIC	
<b>Wed 18-Oct-23</b>															
00:00	0	0	0	0	0	0	0	0	0	0	0	0	0	0	
01:00	0	0	0	0	0	0	0	0	0	0	0	0	0	0	
02:00	1	0	0	0	0	0	0	0	1	0	0	0	0	0	
03:00	1	0	0	1	0	0	0	0	0	0	0	0	0	0	
04:00	2	0	2	0	0	0	0	0	0	0	0	0	0	0	
05:00	4	0	4	0	0	0	0	0	0	0	0	0	0	0	
06:00	6	1	4	0	0	0	0	0	1	0	0	0	0	0	
07:00	26	0	16	9	0	0	0	0	0	0	0	1	0	0	
08:00	89	0	72	16	0	1	0	0	0	0	0	0	0	0	
09:00	30	0	24	6	0	0	0	0	0	0	0	0	0	0	
10:00	12	0	7	5	0	0	0	0	0	0	0	0	0	0	
11:00	29	0	19	8	0	1	0	0	1	0	0	0	0	0	
12:00	23	0	20	1	0	0	0	0	2	0	0	0	0	0	
13:00	23	0	17	4	0	0	0	0	2	0	0	0	0	0	
14:00	42	0	27	15	0	0	0	0	0	0	0	0	0	0	
15:00	28	0	16	10	0	0	0	0	2	0	0	0	0	0	
16:00	20	0	17	2	0	0	0	0	1	0	0	0	0	0	
17:00	24	0	21	2	0	0	0	0	1	0	0	0	0	0	
18:00	19	0	13	4	0	0	0	0	2	0	0	0	0	0	
19:00	7	0	6	0	0	1	0	0	0	0	0	0	0	0	
20:00	2	0	1	1	0	0	0	0	0	0	0	0	0	0	
21:00	2	0	2	0	0	0	0	0	0	0	0	0	0	0	
22:00	2	0	2	0	0	0	0	0	0	0	0	0	0	0	
23:00	0	0	0	0	0	0	0	0	0	0	0	0	0	0	
12H,7-19	365	0	269	82	0	2	0	0	11	0	0	1	0	0	
16H,6-22	382	1	282	83	0	3	0	0	12	0	0	1	0	0	
18H,6-24	384	1	284	83	0	3	0	0	12	0	0	1	0	0	
24H,0-24	392	1	290	84	0	3	0	0	13	0	0	1	0	0	

12785		RUGELEY				Site No: 12785001	Location Site 1 - Blithebury Rd, Rugeley								
Mon 16-Oct-23 to Thu 19-Oct-23						Channel: Eastbound									
TIME PERIOD	TOTAL VEHICLES	MOTOR-CYCLES	CARS OR CAR-BASED LGV	LIGHT GOODS VEHICLES	BUSES	TWO AXLE, SIX TYRE, RIGID/ BUSES	THREE AXLE RIGID	FOUR OR MORE AXLE RIGID	FOUR OR LESS AXLE ARTIC	FIVE AXLE ARTIC	SIX OR MORE AXLE ARTIC	FIVE OR LESS AXLE MULTI-TRAILER ARTIC	SIX AXLE MULTI-TRAILER ARTIC	SEVEN OR MORE AXLE ARTIC	
<b>Thu 19-Oct-23</b>															
00:00	0	0	0	0	0	0	0	0	0	0	0	0	0	0	
01:00	1	0	1	0	0	0	0	0	0	0	0	0	0	0	
02:00	1	0	0	0	0	0	0	0	1	0	0	0	0	0	
03:00	0	0	0	0	0	0	0	0	0	0	0	0	0	0	
04:00	3	0	3	0	0	0	0	0	0	0	0	0	0	0	
05:00	3	0	1	2	0	0	0	0	0	0	0	0	0	0	
06:00	7	0	4	2	0	0	0	0	1	0	0	0	0	0	
07:00	35	0	28	5	0	0	0	0	1	0	0	1	0	0	
08:00	88	0	71	14	0	0	0	0	3	0	0	0	0	0	
09:00	24	0	11	11	0	0	0	0	2	0	0	0	0	0	
10:00	18	1	14	1	0	0	0	0	2	0	0	0	0	0	
11:00	18	1	13	2	0	0	0	0	2	0	0	0	0	0	
12:00	14	0	10	2	0	0	0	0	2	0	0	0	0	0	
13:00	17	0	10	3	0	0	1	0	2	0	1	0	0	0	
14:00	38	0	19	16	0	0	0	0	3	0	0	0	0	0	
15:00	26	0	18	8	0	0	0	0	0	0	0	0	0	0	
16:00	32	0	25	6	0	0	0	0	1	0	0	0	0	0	
17:00	15	0	13	2	0	0	0	0	0	0	0	0	0	0	
18:00	12	0	9	3	0	0	0	0	0	0	0	0	0	0	
19:00	11	0	9	2	0	0	0	0	0	0	0	0	0	0	
20:00	6	0	5	1	0	0	0	0	0	0	0	0	0	0	
21:00	6	0	5	0	0	0	0	0	1	0	0	0	0	0	
22:00	8	0	8	0	0	0	0	0	0	0	0	0	0	0	
23:00	2	0	2	0	0	0	0	0	0	0	0	0	0	0	
12H,7-19	337	2	241	73	0	0	1	0	18	0	1	1	0	0	
16H,6-22	367	2	264	78	0	0	1	0	20	0	1	1	0	0	
18H,6-24	377	2	274	78	0	0	1	0	20	0	1	1	0	0	
24H,0-24	385	2	279	80	0	0	1	0	21	0	1	1	0	0	

12785 RUGELEY Site No: 12785001 Location Site 1 - Blithebury Rd, Rugeley  
 Mon 16-Oct-23 to Thu 19-Oct-23 Channel: Eastbound

TIME PERIOD	TOTAL VEHICLES	MOTOR-CYCLES	CARS OR CAR-BASED LGV	LIGHT GOODS VEHICLES	BUSES	TWO AXLE, SIX TYRE, RIGID/BUSES	THREE AXLE RIGID	FOUR OR MORE AXLE RIGID	FOUR OR LESS AXLE ARTIC	FIVE AXLE ARTIC	SIX OR MORE AXLE ARTIC	FIVE OR LESS AXLE MULTI-TRAILER ARTIC	SIX AXLE MULTI-TRAILER ARTIC	SEVEN OR MORE AXLE ARTIC
<b>Daily Totals</b>														
Mon 16-Oct-23	395	5	288	90	0	2	1	0	4	0	2	3	0	0
Tue 17-Oct-23	379	7	281	82	0	2	2	0	5	0	0	0	0	0
Wed 18-Oct-23	392	1	290	84	0	3	0	0	13	0	0	1	0	0
Thu 19-Oct-23	385	2	279	80	0	0	1	0	21	0	1	1	0	0
-	-	-	-	-	-	-	-	-	-	-	-	-	-	-
-	-	-	-	-	-	-	-	-	-	-	-	-	-	-
<b>Total Vehicles</b>														
[--]	1551	15	1138	336	0	7	4	0	43	0	3	5	0	0



12785 RUGELEY Site No: 12785001 Location Site 1 - Blithebury Rd, Rugeley  
 Mon 16-Oct-23 to Thu 19-Oct-23 Channel: Eastbound

TIME PERIOD	TOTAL VEHICLES	MOTOR-CYCLES	MOTOR-CYCLES%	CARS	CARS %	LGV	LGV %	HGV	HGV %	BUS	BUS %
<b>Mon 16-Oct-23</b>											
00:00	0	0	-	0	-	0	-	0	-	0	-
01:00	1	0	0.0	0	0.0	0	0.0	1	100.0	0	0.0
02:00	2	0	0.0	0	0.0	2	100.0	0	0.0	0	0.0
03:00	0	0	-	0	-	0	-	0	-	0	-
04:00	4	0	0.0	3	75.0	1	25.0	0	0.0	0	0.0
05:00	1	0	0.0	1	100.0	0	0.0	0	0.0	0	0.0
06:00	10	1	10.0	6	60.0	1	10.0	2	20.0	0	0.0
07:00	38	0	0.0	26	68.4	11	29.0	1	2.6	0	0.0
08:00	90	0	0.0	80	88.9	10	11.1	0	0.0	0	0.0
09:00	30	2	6.7	22	73.3	5	16.7	1	3.3	0	0.0
10:00	17	0	0.0	10	58.8	6	35.3	1	5.9	0	0.0
11:00	14	0	0.0	9	64.3	4	28.6	1	7.1	0	0.0
12:00	9	0	0.0	6	66.7	3	33.3	0	0.0	0	0.0
13:00	19	1	5.3	14	73.7	3	15.8	1	5.3	0	0.0
14:00	37	0	0.0	22	59.5	14	37.8	1	2.7	0	0.0
15:00	34	0	0.0	21	61.8	11	32.4	2	5.9	0	0.0
16:00	24	0	0.0	19	79.2	5	20.8	0	0.0	0	0.0
17:00	27	1	3.7	22	81.5	3	11.1	1	3.7	0	0.0
18:00	18	0	0.0	15	83.3	3	16.7	0	0.0	0	0.0
19:00	5	0	0.0	1	20.0	4	80.0	0	0.0	0	0.0
20:00	3	0	0.0	3	100.0	0	0.0	0	0.0	0	0.0
21:00	8	0	0.0	6	75.0	2	25.0	0	0.0	0	0.0
22:00	3	0	0.0	2	66.7	1	33.3	0	0.0	0	0.0
23:00	1	0	0.0	0	0.0	1	100.0	0	0.0	0	0.0
12H,7-19	357	4	1.1	266	74.5	78	21.9	9	2.5	0	0.0
16H,6-22	383	5	1.3	282	73.6	85	22.2	11	2.9	0	0.0
18H,6-24	387	5	1.3	284	73.4	87	22.5	11	2.8	0	0.0
24H,0-24	395	5	1.3	288	72.9	90	22.8	12	3.0	0	0.0

12785 RUGELEY Site No: 12785001 Location Site 1 - Blithebury Rd, Rugeley  
 Mon 16-Oct-23 to Thu 19-Oct-23 Channel: Eastbound

TIME PERIOD	TOTAL VEHICLES	MOTOR-CYCLES	MOTOR-CYCLES%	CARS	CARS %	LGV	LGV %	HGV	HGV %	BUS	BUS %
<b>Tue 17-Oct-23</b>											
00:00	0	0	-	0	-	0	-	0	-	0	-
01:00	1	0	0.0	0	0.0	0	0.0	1	100.0	0	0.0
02:00	0	0	-	0	-	0	-	0	-	0	-
03:00	0	0	-	0	-	0	-	0	-	0	-
04:00	4	0	0.0	3	75.0	1	25.0	0	0.0	0	0.0
05:00	1	0	0.0	1	100.0	0	0.0	0	0.0	0	0.0
06:00	9	1	11.1	6	66.7	1	11.1	1	11.1	0	0.0
07:00	30	0	0.0	21	70.0	8	26.7	1	3.3	0	0.0
08:00	86	0	0.0	75	87.2	11	12.8	0	0.0	0	0.0
09:00	33	2	6.1	23	69.7	7	21.2	1	3.0	0	0.0
10:00	17	0	0.0	13	76.5	3	17.7	1	5.9	0	0.0
11:00	11	1	9.1	6	54.6	4	36.4	0	0.0	0	0.0
12:00	18	0	0.0	13	72.2	4	22.2	1	5.6	0	0.0
13:00	20	2	10.0	13	65.0	4	20.0	1	5.0	0	0.0
14:00	35	0	0.0	22	62.9	13	37.1	0	0.0	0	0.0
15:00	36	0	0.0	23	63.9	12	33.3	1	2.8	0	0.0
16:00	25	1	4.0	20	80.0	4	16.0	0	0.0	0	0.0
17:00	19	0	0.0	15	79.0	4	21.1	0	0.0	0	0.0
18:00	14	0	0.0	12	85.7	2	14.3	0	0.0	0	0.0
19:00	6	0	0.0	4	66.7	2	33.3	0	0.0	0	0.0
20:00	8	0	0.0	6	75.0	2	25.0	0	0.0	0	0.0
21:00	4	0	0.0	3	75.0	0	0.0	1	25.0	0	0.0
22:00	1	0	0.0	1	100.0	0	0.0	0	0.0	0	0.0
23:00	1	0	0.0	1	100.0	0	0.0	0	0.0	0	0.0
12H,7-19	344	6	1.7	256	74.4	76	22.1	6	1.7	0	0.0
16H,6-22	371	7	1.9	275	74.1	81	21.8	8	2.2	0	0.0
18H,6-24	373	7	1.9	277	74.3	81	21.7	8	2.1	0	0.0
24H,0-24	379	7	1.9	281	74.1	82	21.6	9	2.4	0	0.0

12785 RUGELEY Site No: 12785001 Location Site 1 - Blithebury Rd, Rugeley  
 Mon 16-Oct-23 to Thu 19-Oct-23 Channel: Eastbound

TIME PERIOD	TOTAL VEHICLES	MOTOR-CYCLES	MOTOR-CYCLES%	CARS	CARS %	LGV	LGV %	HGV	HGV %	BUS	BUS %
<b>Wed 18-Oct-23</b>											
00:00	0	0	-	0	-	0	-	0	-	0	-
01:00	0	0	-	0	-	0	-	0	-	0	-
02:00	1	0	0.0	0	0.0	0	0.0	1	100.0	0	0.0
03:00	1	0	0.0	0	0.0	1	100.0	0	0.0	0	0.0
04:00	2	0	0.0	2	100.0	0	0.0	0	0.0	0	0.0
05:00	4	0	0.0	4	100.0	0	0.0	0	0.0	0	0.0
06:00	6	1	16.7	4	66.7	0	0.0	1	16.7	0	0.0
07:00	26	0	0.0	16	61.5	9	34.6	1	3.9	0	0.0
08:00	89	0	0.0	72	80.9	16	18.0	1	1.1	0	0.0
09:00	30	0	0.0	24	80.0	6	20.0	0	0.0	0	0.0
10:00	12	0	0.0	7	58.3	5	41.7	0	0.0	0	0.0
11:00	29	0	0.0	19	65.5	8	27.6	2	6.9	0	0.0
12:00	23	0	0.0	20	87.0	1	4.4	2	8.7	0	0.0
13:00	23	0	0.0	17	73.9	4	17.4	2	8.7	0	0.0
14:00	42	0	0.0	27	64.3	15	35.7	0	0.0	0	0.0
15:00	28	0	0.0	16	57.1	10	35.7	2	7.1	0	0.0
16:00	20	0	0.0	17	85.0	2	10.0	1	5.0	0	0.0
17:00	24	0	0.0	21	87.5	2	8.3	1	4.2	0	0.0
18:00	19	0	0.0	13	68.4	4	21.1	2	10.5	0	0.0
19:00	7	0	0.0	6	85.7	0	0.0	1	14.3	0	0.0
20:00	2	0	0.0	1	50.0	1	50.0	0	0.0	0	0.0
21:00	2	0	0.0	2	100.0	0	0.0	0	0.0	0	0.0
22:00	2	0	0.0	2	100.0	0	0.0	0	0.0	0	0.0
23:00	0	0	-	0	-	0	-	0	-	0	-
12H,7-19	365	0	0.0	269	73.7	82	22.5	14	3.8	0	0.0
16H,6-22	382	1	0.3	282	73.8	83	21.7	16	4.2	0	0.0
18H,6-24	384	1	0.3	284	74.0	83	21.6	16	4.2	0	0.0
24H,0-24	392	1	0.3	290	74.0	84	21.4	17	4.3	0	0.0

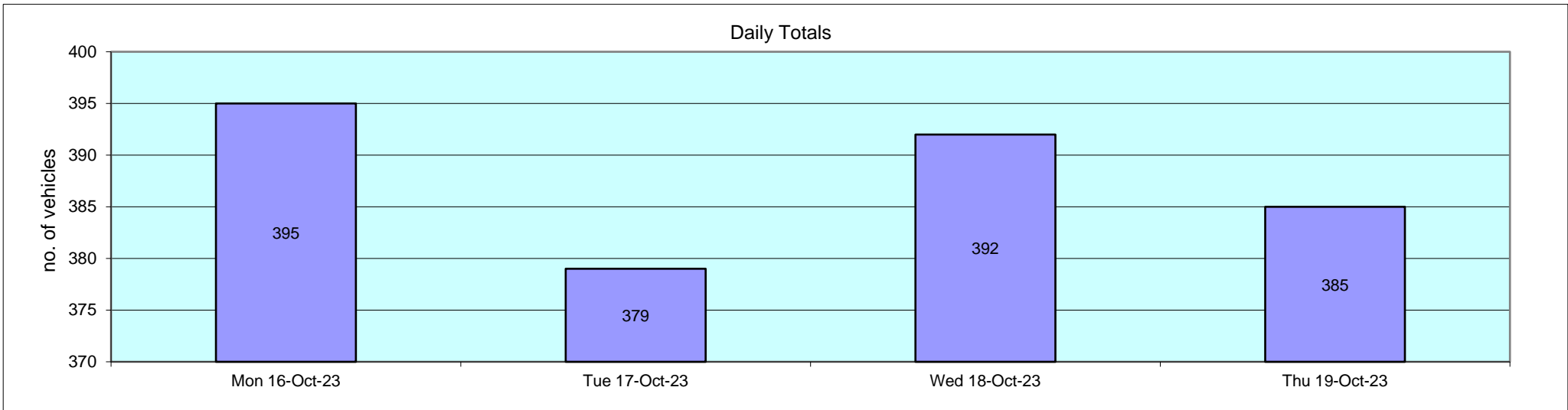


12785 RUGELEY Site No: 12785001 Location Site 1 - Blithebury Rd, Rugeley  
 Mon 16-Oct-23 to Thu 19-Oct-23 Channel: Eastbound

TIME PERIOD	TOTAL VEHICLES	MOTOR-CYCLES	MOTOR-CYCLES%	CARS	CARS %	LGV	LGV %	HGV	HGV %	BUS	BUS %
<b>Thu 19-Oct-23</b>											
00:00	0	0	-	0	-	0	-	0	-	0	-
01:00	1	0	0.0	1	100.0	0	0.0	0	0.0	0	0.0
02:00	1	0	0.0	0	0.0	0	0.0	1	100.0	0	0.0
03:00	0	0	-	0	-	0	-	0	-	0	-
04:00	3	0	0.0	3	100.0	0	0.0	0	0.0	0	0.0
05:00	3	0	0.0	1	33.3	2	66.7	0	0.0	0	0.0
06:00	7	0	0.0	4	57.1	2	28.6	1	14.3	0	0.0
07:00	35	0	0.0	28	80.0	5	14.3	2	5.7	0	0.0
08:00	88	0	0.0	71	80.7	14	15.9	3	3.4	0	0.0
09:00	24	0	0.0	11	45.8	11	45.8	2	8.3	0	0.0
10:00	18	1	5.6	14	77.8	1	5.6	2	11.1	0	0.0
11:00	18	1	5.6	13	72.2	2	11.1	2	11.1	0	0.0
12:00	14	0	0.0	10	71.4	2	14.3	2	14.3	0	0.0
13:00	17	0	0.0	10	58.8	3	17.7	4	23.5	0	0.0
14:00	38	0	0.0	19	50.0	16	42.1	3	7.9	0	0.0
15:00	26	0	0.0	18	69.2	8	30.8	0	0.0	0	0.0
16:00	32	0	0.0	25	78.1	6	18.8	1	3.1	0	0.0
17:00	15	0	0.0	13	86.7	2	13.3	0	0.0	0	0.0
18:00	12	0	0.0	9	75.0	3	25.0	0	0.0	0	0.0
19:00	11	0	0.0	9	81.8	2	18.2	0	0.0	0	0.0
20:00	6	0	0.0	5	83.3	1	16.7	0	0.0	0	0.0
21:00	6	0	0.0	5	83.3	0	0.0	1	16.7	0	0.0
22:00	8	0	0.0	8	100.0	0	0.0	0	0.0	0	0.0
23:00	2	0	0.0	2	100.0	0	0.0	0	0.0	0	0.0
12H,7-19	337	2	0.6	241	71.5	73	21.7	21	6.2	0	0.0
16H,6-22	367	2	0.5	264	71.9	78	21.3	23	6.3	0	0.0
18H,6-24	377	2	0.5	274	72.7	78	20.7	23	6.1	0	0.0
24H,0-24	385	2	0.5	279	72.5	80	20.8	24	6.2	0	0.0

12785 RUGELEY Site No: 12785001 Location Site 1 - Blithebury Rd, Rugeley  
 Mon 16-Oct-23 to Thu 19-Oct-23 Channel: Eastbound

TIME PERIOD	TOTAL VEHICLES	MOTOR-CYCLES	MOTOR-CYCLES%	CARS	CARS %	LGV	LGV %	HGV	HGV %	BUS	BUS %
<b>Daily Totals</b>											
Mon 16-Oct-23	395	5	1.3	288	72.9	90	22.8	12	3.0	0	0.0
Tue 17-Oct-23	379	7	1.9	281	74.1	82	21.6	9	2.4	0	0.0
Wed 18-Oct-23	392	1	0.3	290	74.0	84	21.4	17	4.3	0	0.0
Thu 19-Oct-23	385	2	0.5	279	72.5	80	20.8	24	6.2	0	0.0
-	-	-	-	-	-	-	-	-	-	-	-
-	-	-	-	-	-	-	-	-	-	-	-
<b>Total Vehicles</b>											
[--]	1551	15	1.0	1138	73.4	336	21.7	62	4.0	0	0.0



12785 RUGELEY Site No: 12785001 Location Site 1 - Blithebury Rd, Rugeley  
 Mon 16-Oct-23 to Thu 19-Oct-23 Channel: Eastbound

Time Period	Total Vehicles	85%ile Speed	Mean Speed	Stand Dev.	<11Mph	11-<16	16-<21	21-<26	26-<31	31-<36	36-<41	41-<46	46-<51	51-<56	56-<61	=>61
<b>Mon 16-Oct-23</b>																
00:00	0	-	-	-	0	0	0	0	0	0	0	0	0	0	0	0
01:00	1	-	28.5	-	0	0	0	0	1	0	0	0	0	0	0	0
02:00	2	-	23.5	1.8	0	0	0	2	0	0	0	0	0	0	0	0
03:00	0	-	-	-	0	0	0	0	0	0	0	0	0	0	0	0
04:00	4	-	31	3.2	0	0	0	0	2	2	0	0	0	0	0	0
05:00	1	-	33.5	-	0	0	0	0	0	1	0	0	0	0	0	0
06:00	10	36	30	7.6	0	1	0	1	3	3	2	0	0	0	0	0
07:00	38	37.6	33.2	4.1	0	0	0	1	9	19	9	0	0	0	0	0
08:00	90	37.3	32.4	4.9	0	0	1	5	28	38	15	3	0	0	0	0
09:00	30	35.5	30.8	6.5	0	1	1	2	11	11	3	0	1	0	0	0
10:00	17	33	25.3	6.3	0	0	5	6	1	5	0	0	0	0	0	0
11:00	14	34.9	31	4.9	0	0	1	0	5	7	1	0	0	0	0	0
12:00	9	-	32.9	4.2	0	0	0	0	3	4	2	0	0	0	0	0
13:00	19	37.7	32.7	4.7	0	0	0	1	6	7	5	0	0	0	0	0
14:00	37	37.4	31.5	5.6	0	0	1	4	13	11	7	1	0	0	0	0
15:00	34	35.2	30	5.2	0	0	1	6	13	10	4	0	0	0	0	0
16:00	24	35.2	30.8	4.4	0	0	0	2	12	7	3	0	0	0	0	0
17:00	27	34.9	30.2	6.3	0	1	1	1	14	7	1	2	0	0	0	0
18:00	18	37	31.8	5.3	0	0	1	0	7	6	4	0	0	0	0	0
19:00	5	-	29.5	11.4	0	1	0	1	0	2	0	1	0	0	0	0
20:00	3	-	30.2	3.1	0	0	0	0	2	1	0	0	0	0	0	0
21:00	8	-	28.5	6.1	0	0	0	4	1	2	1	0	0	0	0	0
22:00	3	-	30.2	3.1	0	0	0	0	2	1	0	0	0	0	0	0
23:00	1	-	33.5	-	0	0	0	0	0	1	0	0	0	0	0	0
12H,7-19	357	36.6	31.4	5.5	0	2	12	28	122	132	54	6	1	0	0	0
16H,6-22	383	36.6	31.2	5.6	0	4	12	34	128	140	57	7	1	0	0	0
18H,6-24	387	36.6	31.2	5.6	0	4	12	34	130	142	57	7	1	0	0	0
24H,0-24	395	36.5	31.2	5.6	0	4	12	36	133	145	57	7	1	0	0	0

12785 RUGELEY Site No: 12785001 Location Site 1 - Blithebury Rd, Rugeley  
 Mon 16-Oct-23 to Thu 19-Oct-23 Channel: Eastbound

Time Period	Total Vehicles	85%ile Speed	Mean Speed	Stand Dev.	<11Mph	11-<16	16-<21	21-<26	26-<31	31-<36	36-<41	41-<46	46-<51	51-<56	56-<61	=>61
<b>Tue 17-Oct-23</b>																
00:00	0	-	-	-	0	0	0	0	0	0	0	0	0	0	0	0
01:00	1	-	28.5	-	0	0	0	0	1	0	0	0	0	0	0	0
02:00	0	-	-	-	0	0	0	0	0	0	0	0	0	0	0	0
03:00	0	-	-	-	0	0	0	0	0	0	0	0	0	0	0	0
04:00	4	-	31	3.2	0	0	0	0	2	2	0	0	0	0	0	0
05:00	1	-	33.5	-	0	0	0	0	0	1	0	0	0	0	0	0
06:00	9	-	30.7	8.4	0	1	0	1	2	2	3	0	0	0	0	0
07:00	30	37.4	33.2	4.2	0	0	0	1	7	15	7	0	0	0	0	0
08:00	86	35.7	31.9	4.6	0	0	1	5	27	42	9	2	0	0	0	0
09:00	33	36.7	32	7	0	1	1	2	9	14	4	0	2	0	0	0
10:00	17	34.5	30	5.1	0	0	1	2	6	7	1	0	0	0	0	0
11:00	11	34.6	30.3	5.3	0	0	1	0	5	4	1	0	0	0	0	0
12:00	18	35.5	31.8	5.6	0	0	1	0	7	7	2	1	0	0	0	0
13:00	20	39.2	33.8	5.4	0	0	0	1	6	5	7	1	0	0	0	0
14:00	35	36.3	32.1	5.4	0	0	2	1	9	17	5	1	0	0	0	0
15:00	36	36.3	33.4	4.8	0	0	0	0	11	19	2	4	0	0	0	0
16:00	25	34.4	30.1	4.9	0	1	0	2	9	13	0	0	0	0	0	0
17:00	19	34.7	30.3	4.4	0	0	0	2	10	5	2	0	0	0	0	0
18:00	14	35.6	31	6	0	0	1	2	2	7	2	0	0	0	0	0
19:00	6	-	32.7	6	0	0	0	1	1	2	2	0	0	0	0	0
20:00	8	-	32.9	10.2	0	1	0	0	2	2	2	0	1	0	0	0
21:00	4	-	34.8	4.9	0	0	0	0	1	1	2	0	0	0	0	0
22:00	1	-	28.5	-	0	0	0	0	1	0	0	0	0	0	0	0
23:00	1	-	38.5	-	0	0	0	0	0	0	1	0	0	0	0	0
12H,7-19	344	36.1	31.9	5.2	0	2	8	18	108	155	42	9	2	0	0	0
16H,6-22	371	36.7	31.9	5.4	0	4	8	20	114	162	51	9	3	0	0	0
18H,6-24	373	36.7	31.9	5.4	0	4	8	20	115	162	52	9	3	0	0	0
24H,0-24	379	36.6	31.9	5.4	0	4	8	20	118	165	52	9	3	0	0	0

12785 RUGELEY Site No: 12785001 Location Site 1 - Blithebury Rd, Rugeley  
 Mon 16-Oct-23 to Thu 19-Oct-23 Channel: Eastbound

Time Period	Total Vehicles	85%ile Speed	Mean Speed	Stand Dev.	<11Mph	11-<16	16-<21	21-<26	26-<31	31-<36	36-<41	41-<46	46-<51	51-<56	56-<61	=>61
<b>Wed 18-Oct-23</b>																
00:00	0	-	-	-	0	0	0	0	0	0	0	0	0	0	0	0
01:00	0	-	-	-	0	0	0	0	0	0	0	0	0	0	0	0
02:00	1	-	33.5	-	0	0	0	0	0	1	0	0	0	0	0	0
03:00	1	-	38.5	-	0	0	0	0	0	0	1	0	0	0	0	0
04:00	2	-	33.5	1.8	0	0	0	0	0	2	0	0	0	0	0	0
05:00	4	-	34.8	2.8	0	0	0	0	0	3	1	0	0	0	0	0
06:00	6	-	28.5	9	0	1	0	1	1	2	1	0	0	0	0	0
07:00	26	36.8	32.3	5	0	0	0	2	8	11	4	1	0	0	0	0
08:00	89	35.7	31.3	5	0	1	0	7	35	34	11	0	1	0	0	0
09:00	30	34.3	29.7	6.9	1	0	0	5	13	9	0	1	1	0	0	0
10:00	12	27.2	23.5	4.5	0	1	1	7	3	0	0	0	0	0	0	0
11:00	29	28.7	24.2	4.6	0	0	6	16	4	3	0	0	0	0	0	0
12:00	23	33.6	28.1	7	1	0	1	5	10	4	1	1	0	0	0	0
13:00	23	30.1	25.9	6.3	0	1	4	5	11	1	0	1	0	0	0	0
14:00	42	32.4	28.1	4.4	0	0	2	9	22	8	1	0	0	0	0	0
15:00	28	33.3	28.5	4.9	0	0	1	7	13	5	2	0	0	0	0	0
16:00	20	34.8	30.8	4.4	0	0	0	3	6	10	1	0	0	0	0	0
17:00	24	35.9	30.4	5.3	0	0	0	5	9	6	4	0	0	0	0	0
18:00	19	34	28.8	5.1	0	0	0	7	5	6	1	0	0	0	0	0
19:00	7	-	29.2	4.7	0	0	0	1	5	0	1	0	0	0	0	0
20:00	2	-	31	3.5	0	0	0	0	1	1	0	0	0	0	0	0
21:00	2	-	31	3.5	0	0	0	0	1	1	0	0	0	0	0	0
22:00	2	-	31	3.5	0	0	0	0	1	1	0	0	0	0	0	0
23:00	0	-	-	-	0	0	0	0	0	0	0	0	0	0	0	0
12H,7-19	365	34.8	29.1	5.8	2	3	15	78	139	97	25	4	2	0	0	0
16H,6-22	382	34.8	29.1	5.8	2	4	15	80	147	101	27	4	2	0	0	0
18H,6-24	384	34.8	29.1	5.8	2	4	15	80	148	102	27	4	2	0	0	0
24H,0-24	392	34.9	29.2	5.8	2	4	15	80	148	108	29	4	2	0	0	0

12785 RUGELEY Site No: 12785001 Location Site 1 - Blithebury Rd, Rugeley  
 Mon 16-Oct-23 to Thu 19-Oct-23 Channel: Eastbound

Time Period	Total Vehicles	85%ile Speed	Mean Speed	Stand Dev.	<11Mph	11-<16	16-<21	21-<26	26-<31	31-<36	36-<41	41-<46	46-<51	51-<56	56-<61	=>61
<b>Thu 19-Oct-23</b>																
00:00	0	-	-	-	0	0	0	0	0	0	0	0	0	0	0	0
01:00	1	-	33.5	-	0	0	0	0	0	1	0	0	0	0	0	0
02:00	1	-	33.5	-	0	0	0	0	0	1	0	0	0	0	0	0
03:00	0	-	-	-	0	0	0	0	0	0	0	0	0	0	0	0
04:00	3	-	28.5	1.7	0	0	0	0	3	0	0	0	0	0	0	0
05:00	3	-	31.8	3.1	0	0	0	0	1	2	0	0	0	0	0	0
06:00	7	-	28.5	8.7	0	1	0	2	0	3	1	0	0	0	0	0
07:00	35	37	32.6	5	0	0	0	4	6	18	6	1	0	0	0	0
08:00	88	34.2	29.2	4.7	0	0	0	22	39	21	5	1	0	0	0	0
09:00	24	35.2	31	5.7	0	0	0	3	11	7	2	0	1	0	0	0
10:00	18	34.8	28.5	6.6	0	0	3	3	5	5	2	0	0	0	0	0
11:00	18	32.8	27.1	6.1	0	1	2	3	7	5	0	0	0	0	0	0
12:00	14	34	29.2	5.3	0	0	1	2	6	4	1	0	0	0	0	0
13:00	17	33.4	27.9	5.2	0	0	0	8	4	4	1	0	0	0	0	0
14:00	38	34.2	29.2	5.2	0	1	0	7	18	9	3	0	0	0	0	0
15:00	26	34.3	28.7	5.7	0	0	3	3	13	4	3	0	0	0	0	0
16:00	32	32.7	28.7	5.2	0	1	2	1	21	5	2	0	0	0	0	0
17:00	15	33.8	30.2	5.1	0	0	0	2	8	4	0	1	0	0	0	0
18:00	12	35.3	30.2	6.3	0	0	1	2	3	4	2	0	0	0	0	0
19:00	11	34.6	30.3	4.8	0	0	0	2	4	4	1	0	0	0	0	0
20:00	6	-	33.5	4.7	0	0	0	0	2	2	2	0	0	0	0	0
21:00	6	-	31	5.4	0	0	0	1	2	2	1	0	0	0	0	0
22:00	8	-	26	12.8	1	2	0	1	0	1	3	0	0	0	0	0
23:00	2	-	36	3.5	0	0	0	0	0	1	1	0	0	0	0	0
12H,7-19	337	34.9	29.4	5.4	0	3	12	60	141	90	27	3	1	0	0	0
16H,6-22	367	35	29.5	5.5	0	4	12	65	149	101	32	3	1	0	0	0
18H,6-24	377	35.2	29.5	5.7	1	6	12	66	149	103	36	3	1	0	0	0
24H,0-24	385	35.1	29.5	5.7	1	6	12	66	153	107	36	3	1	0	0	0

12785 RUGELEY Site No: 12785001 Location Site 1 - Blithebury Rd, Rugeley  
 Mon 16-Oct-23 to Thu 19-Oct-23 Channel: Eastbound

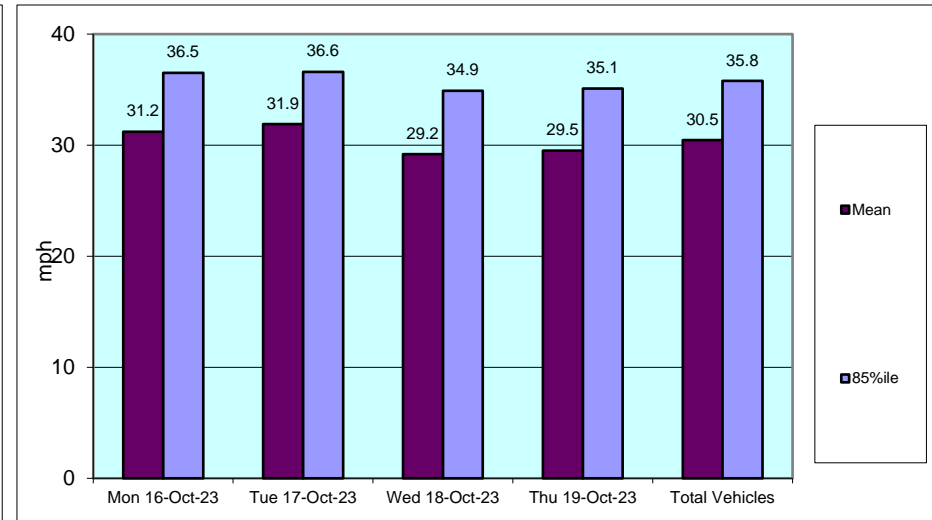
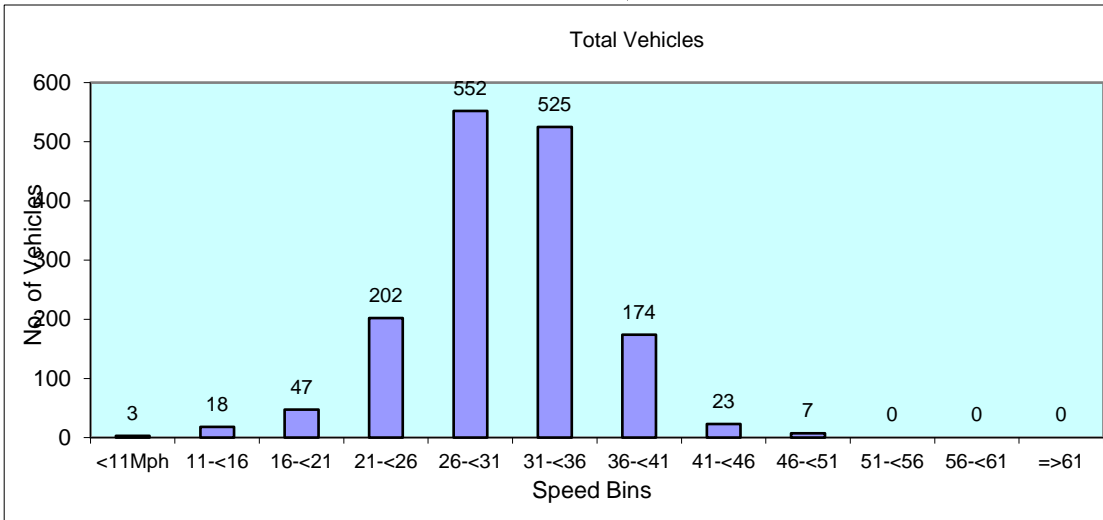
Time Period	Total Vehicles	85%ile Speed	Mean Speed	Stand Dev.	<11Mph	11-<16	16-<21	21-<26	26-<31	31-<36	36-<41	41-<46	46-<51	51-<56	56-<61	=>61
-------------	----------------	--------------	------------	------------	--------	--------	--------	--------	--------	--------	--------	--------	--------	--------	--------	------

**Daily Totals**

Mon 16-Oct-23	395	36.5	31.2	5.6	0	4	12	36	133	145	57	7	1	0	0	0
Tue 17-Oct-23	379	36.6	31.9	5.4	0	4	8	20	118	165	52	9	3	0	0	0
Wed 18-Oct-23	392	34.9	29.2	5.8	2	4	15	80	148	108	29	4	2	0	0	0
Thu 19-Oct-23	385	35.1	29.5	5.7	1	6	12	66	153	107	36	3	1	0	0	0
-	-	-	-	-	-	-	-	-	-	-	-	-	-	-	-	-
-	-	-	-	-	-	-	-	-	-	-	-	-	-	-	-	-
-	-	-	-	-	-	-	-	-	-	-	-	-	-	-	-	-

**Total Vehicles**

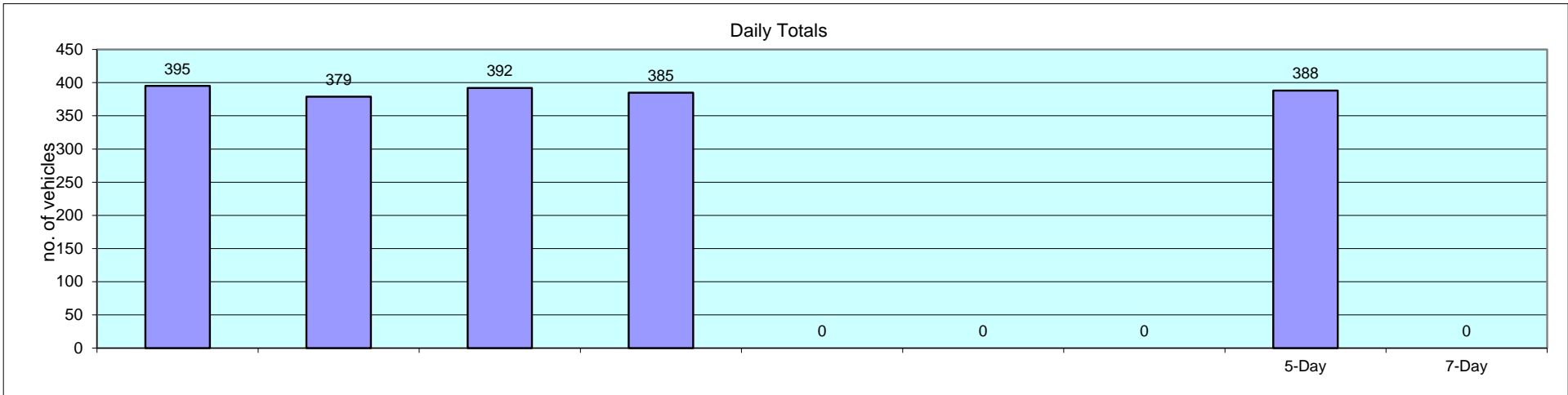
[--]	1551	35.8	30.5	5.6	3	18	47	202	552	525	174	23	7	0	0	0
------	------	------	------	-----	---	----	----	-----	-----	-----	-----	----	---	---	---	---



12785	RUGELEY		Site No: 12785001		Location			Site 1 - Blithebury Rd, Rugeley	
			Channel: Eastbound						
TIME PERIOD	Mon 16-Oct-23	Tue 17-Oct-23	Wed 18-Oct-23	Thu 19-Oct-23				5-Day Av	7-Day Av
Week Begin: 16-Oct-23									
00:00	0	0	0	0	-	-	-	0	-
01:00	1	1	0	1	-	-	-	1	-
02:00	2	0	1	1	-	-	-	1	-
03:00	0	0	1	0	-	-	-	0	-
04:00	4	4	2	3	-	-	-	3	-
05:00	1	1	4	3	-	-	-	2	-
06:00	10	9	6	7	-	-	-	8	-
07:00	38	30	26	35	-	-	-	32	-
08:00	90	86	89	88	-	-	-	88	-
09:00	30	33	30	24	-	-	-	29	-
10:00	17	17	12	18	-	-	-	16	-
11:00	14	11	29	18	-	-	-	18	-
12:00	9	18	23	14	-	-	-	16	-
13:00	19	20	23	17	-	-	-	20	-
14:00	37	35	42	38	-	-	-	38	-
15:00	34	36	28	26	-	-	-	31	-
16:00	24	25	20	32	-	-	-	25	-
17:00	27	19	24	15	-	-	-	21	-
18:00	18	14	19	12	-	-	-	16	-
19:00	5	6	7	11	-	-	-	7	-
20:00	3	8	2	6	-	-	-	5	-
21:00	8	4	2	6	-	-	-	5	-
22:00	3	1	2	8	-	-	-	4	-
23:00	1	1	0	2	-	-	-	1	-
12H,7-19	357	344	365	337	-	-	-	351	-
16H,6-22	383	371	382	367	-	-	-	376	-
18H,6-24	387	373	384	377	-	-	-	380	-
24H,0-24	395	379	392	385	-	-	-	388	-
Am	08:00	08:00	08:00	08:00	-	-	-	-	-
Peak	90	86	89	88	-	-	-	88	-
Pm	14:00	15:00	14:00	14:00	-	-	-	-	-
Peak	37	36	42	38	-	-	-	38	-



12785	RUGELEY	Site No: 12785001	Location	Site 1 - Blithebury Rd, Rugeley		
		Channel: Eastbound				
<b>TIME PERIOD</b>	<b>Mon 16-Oct-23</b>	<b>Tue 17-Oct-23</b>	<b>Wed 18-Oct-23</b>	<b>Thu 19-Oct-23</b>	<b>5-Day Av</b>	<b>7-Day Av</b>



12785		RUGELEY				Site No: 12785001	Location Site 1 - Blithebury Rd, Rugeley								
Mon 16-Oct-23 to Thu 19-Oct-23						Channel: Westbound									
TIME PERIOD	TOTAL VEHICLES	MOTOR-CYCLES	CARS OR CAR-BASED LGV	LIGHT GOODS VEHICLES	BUSES	TWO AXLE, SIX TYRE, RIGID/ BUSES	THREE AXLE RIGID	FOUR OR MORE AXLE RIGID	FOUR OR LESS AXLE ARTIC	FIVE AXLE ARTIC	SIX OR MORE AXLE ARTIC	FIVE OR LESS AXLE MULTI-TRAILER ARTIC	SIX AXLE MULTI-TRAILER ARTIC	SEVEN OR MORE AXLE ARTIC	
<b>Mon 16-Oct-23</b>															
00:00	2	0	2	0	0	0	0	0	0	0	0	0	0	0	
01:00	0	0	0	0	0	0	0	0	0	0	0	0	0	0	
02:00	0	0	0	0	0	0	0	0	0	0	0	0	0	0	
03:00	0	0	0	0	0	0	0	0	0	0	0	0	0	0	
04:00	2	0	1	1	0	0	0	0	0	0	0	0	0	0	
05:00	2	0	1	0	0	0	0	0	0	0	1	0	0	0	
06:00	3	0	2	1	0	0	0	0	0	0	0	0	0	0	
07:00	19	0	9	9	0	0	1	0	0	0	0	0	0	0	
08:00	41	0	34	5	0	0	1	0	0	0	1	0	0	0	
09:00	34	0	20	14	0	0	0	0	0	0	0	0	0	0	
10:00	16	0	10	5	0	1	0	0	0	0	0	0	0	0	
11:00	28	1	24	3	0	0	0	0	0	0	0	0	0	0	
12:00	11	0	7	4	0	0	0	0	0	0	0	0	0	0	
13:00	16	0	9	7	0	0	0	0	0	0	0	0	0	0	
14:00	25	2	18	5	0	0	0	0	0	0	0	0	0	0	
15:00	70	0	51	18	0	0	0	1	0	0	0	0	0	0	
16:00	58	0	53	5	0	0	0	0	0	0	0	0	0	0	
17:00	22	0	20	2	0	0	0	0	0	0	0	0	0	0	
18:00	14	0	11	1	0	0	1	0	0	0	0	1	0	0	
19:00	4	0	3	1	0	0	0	0	0	0	0	0	0	0	
20:00	2	0	1	1	0	0	0	0	0	0	0	0	0	0	
21:00	5	0	5	0	0	0	0	0	0	0	0	0	0	0	
22:00	2	0	1	1	0	0	0	0	0	0	0	0	0	0	
23:00	5	0	1	4	0	0	0	0	0	0	0	0	0	0	
12H,7-19	354	3	266	78	0	1	3	1	0	0	1	1	0	0	
16H,6-22	368	3	277	81	0	1	3	1	0	0	1	1	0	0	
18H,6-24	375	3	279	86	0	1	3	1	0	0	1	1	0	0	
24H,0-24	381	3	283	87	0	1	3	1	0	0	2	1	0	0	

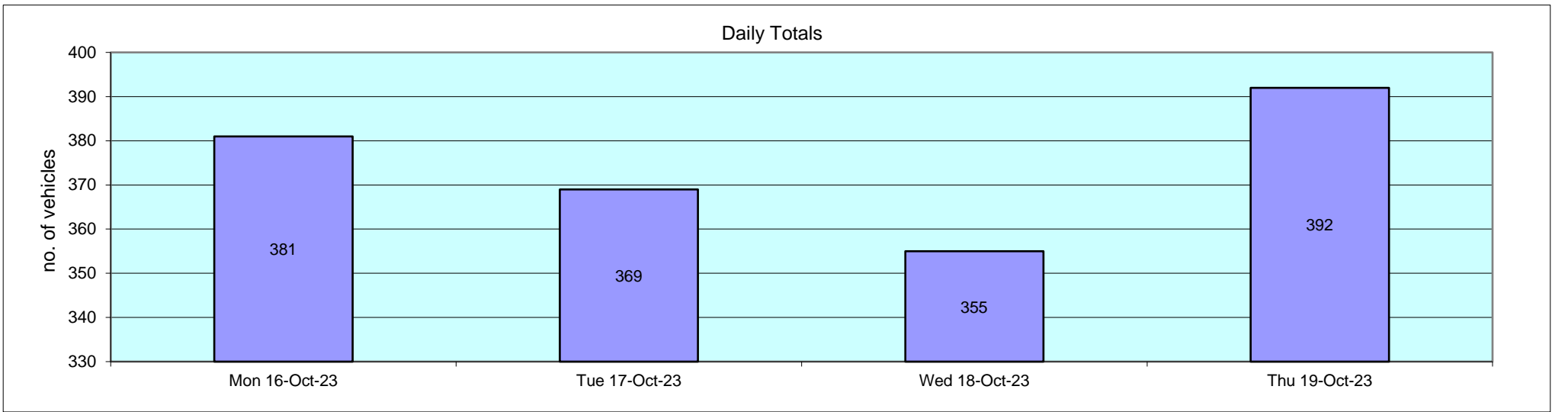
12785		RUGELEY				Site No: 12785001	Location Site 1 - Blithebury Rd, Rugeley								
Mon 16-Oct-23 to Thu 19-Oct-23						Channel: Westbound									
TIME PERIOD	TOTAL VEHICLES	MOTOR-CYCLES	CARS OR CAR-BASED LGV	LIGHT GOODS VEHICLES	BUSES	TWO AXLE, SIX TYRE, RIGID/ BUSES	THREE AXLE RIGID	FOUR OR MORE AXLE RIGID	FOUR OR LESS AXLE ARTIC	FIVE AXLE ARTIC	SIX OR MORE AXLE ARTIC	FIVE OR LESS AXLE MULTI-TRAILER ARTIC	SIX AXLE MULTI-TRAILER ARTIC	SEVEN OR MORE AXLE ARTIC	
<b>Tue 17-Oct-23</b>															
00:00	3	0	3	0	0	0	0	0	0	0	0	0	0	0	
01:00	0	0	0	0	0	0	0	0	0	0	0	0	0	0	
02:00	0	0	0	0	0	0	0	0	0	0	0	0	0	0	
03:00	0	0	0	0	0	0	0	0	0	0	0	0	0	0	
04:00	2	0	1	1	0	0	0	0	0	0	0	0	0	0	
05:00	2	0	1	1	0	0	0	0	0	0	0	0	0	0	
06:00	4	0	2	2	0	0	0	0	0	0	0	0	0	0	
07:00	18	0	11	6	0	0	1	0	0	0	0	0	0	0	
<b>08:00</b>	<b>37</b>	0	31	4	0	0	1	0	0	0	1	0	0	0	
09:00	31	0	17	14	0	0	0	0	0	0	0	0	0	0	
10:00	18	2	15	1	0	0	0	0	0	0	0	0	0	0	
11:00	17	0	14	1	0	0	1	0	0	0	0	1	0	0	
12:00	21	0	11	10	0	0	0	0	0	0	0	0	0	0	
13:00	14	1	11	1	0	0	1	0	0	0	0	0	0	0	
14:00	26	0	21	4	0	0	0	0	0	0	0	1	0	0	
15:00	62	1	41	19	0	0	1	0	0	0	0	0	0	0	
<b>16:00</b>	<b>69</b>	0	65	4	0	0	0	0	0	0	0	0	0	0	
17:00	13	0	11	2	0	0	0	0	0	0	0	0	0	0	
18:00	22	0	20	2	0	0	0	0	0	0	0	0	0	0	
19:00	4	0	4	0	0	0	0	0	0	0	0	0	0	0	
20:00	2	0	2	0	0	0	0	0	0	0	0	0	0	0	
21:00	1	0	1	0	0	0	0	0	0	0	0	0	0	0	
22:00	3	0	2	0	0	0	0	0	1	0	0	0	0	0	
23:00	0	0	0	0	0	0	0	0	0	0	0	0	0	0	
<b>12H,7-19</b>	<b>348</b>	<b>4</b>	<b>268</b>	<b>68</b>	<b>0</b>	<b>0</b>	<b>5</b>	<b>0</b>	<b>0</b>	<b>0</b>	<b>1</b>	<b>2</b>	<b>0</b>	<b>0</b>	
<b>16H,6-22</b>	<b>359</b>	<b>4</b>	<b>277</b>	<b>70</b>	<b>0</b>	<b>0</b>	<b>5</b>	<b>0</b>	<b>0</b>	<b>0</b>	<b>1</b>	<b>2</b>	<b>0</b>	<b>0</b>	
<b>18H,6-24</b>	<b>362</b>	<b>4</b>	<b>279</b>	<b>70</b>	<b>0</b>	<b>0</b>	<b>5</b>	<b>0</b>	<b>1</b>	<b>0</b>	<b>1</b>	<b>2</b>	<b>0</b>	<b>0</b>	
<b>24H,0-24</b>	<b>369</b>	<b>4</b>	<b>284</b>	<b>72</b>	<b>0</b>	<b>0</b>	<b>5</b>	<b>0</b>	<b>1</b>	<b>0</b>	<b>1</b>	<b>2</b>	<b>0</b>	<b>0</b>	

12785		RUGELEY				Site No: 12785001	Location Site 1 - Blithebury Rd, Rugeley								
Mon 16-Oct-23 to Thu 19-Oct-23						Channel: Westbound									
TIME PERIOD	TOTAL VEHICLES	MOTOR-CYCLES	CARS OR CAR-BASED LGV	LIGHT GOODS VEHICLES	BUSES	TWO AXLE, SIX TYRE, RIGID/ BUSES	THREE AXLE RIGID	FOUR OR MORE AXLE RIGID	FOUR OR LESS AXLE ARTIC	FIVE AXLE ARTIC	SIX OR MORE AXLE ARTIC	FIVE OR LESS AXLE MULTI-TRAILER ARTIC	SIX AXLE MULTI-TRAILER ARTIC	SEVEN OR MORE AXLE ARTIC	
<b>Wed 18-Oct-23</b>															
00:00	0	0	0	0	0	0	0	0	0	0	0	0	0	0	
01:00	0	0	0	0	0	0	0	0	0	0	0	0	0	0	
02:00	0	0	0	0	0	0	0	0	0	0	0	0	0	0	
03:00	2	0	0	1	0	0	0	0	0	0	0	1	0	0	
04:00	0	0	0	0	0	0	0	0	0	0	0	0	0	0	
05:00	1	0	1	0	0	0	0	0	0	0	0	0	0	0	
06:00	7	0	5	2	0	0	0	0	0	0	0	0	0	0	
07:00	18	1	13	3	0	0	0	0	1	0	0	0	0	0	
08:00	33	0	24	7	0	1	1	0	0	0	0	0	0	0	
09:00	37	0	26	11	0	0	0	0	0	0	0	0	0	0	
10:00	11	0	6	4	0	0	1	0	0	0	0	0	0	0	
11:00	22	1	18	3	0	0	0	0	0	0	0	0	0	0	
12:00	14	0	13	1	0	0	0	0	0	0	0	0	0	0	
13:00	23	0	18	1	0	0	1	0	0	0	2	1	0	0	
14:00	15	0	11	2	0	0	1	0	0	0	0	1	0	0	
15:00	61	0	48	8	0	0	3	0	0	1	1	0	0	0	
16:00	52	0	48	4	0	0	0	0	0	0	0	0	0	0	
17:00	25	0	21	3	0	0	0	0	0	1	0	0	0	0	
18:00	14	0	13	1	0	0	0	0	0	0	0	0	0	0	
19:00	18	0	17	0	0	0	1	0	0	0	0	0	0	0	
20:00	1	0	1	0	0	0	0	0	0	0	0	0	0	0	
21:00	0	0	0	0	0	0	0	0	0	0	0	0	0	0	
22:00	1	0	1	0	0	0	0	0	0	0	0	0	0	0	
23:00	0	0	0	0	0	0	0	0	0	0	0	0	0	0	
12H,7-19	325	2	259	48	0	1	7	0	1	2	3	2	0	0	
16H,6-22	351	2	282	50	0	1	8	0	1	2	3	2	0	0	
18H,6-24	352	2	283	50	0	1	8	0	1	2	3	2	0	0	
24H,0-24	355	2	284	51	0	1	8	0	1	2	3	3	0	0	

12785		RUGELEY				Site No: 12785001	Location Site 1 - Blithebury Rd, Rugeley								
Mon 16-Oct-23 to Thu 19-Oct-23						Channel: Westbound									
TIME PERIOD	TOTAL VEHICLES	MOTOR-CYCLES	CARS OR CAR-BASED LGV	LIGHT GOODS VEHICLES	BUSES	TWO AXLE, SIX TYRE, RIGID/ BUSES	THREE AXLE RIGID	FOUR OR MORE AXLE RIGID	FOUR OR LESS AXLE ARTIC	FIVE AXLE ARTIC	SIX OR MORE AXLE ARTIC	FIVE OR LESS AXLE MULTI-TRAILER ARTIC	SIX AXLE MULTI-TRAILER ARTIC	SEVEN OR MORE AXLE ARTIC	
<b>Thu 19-Oct-23</b>															
00:00	0	0	0	0	0	0	0	0	0	0	0	0	0	0	
01:00	0	0	0	0	0	0	0	0	0	0	0	0	0	0	
02:00	0	0	0	0	0	0	0	0	0	0	0	0	0	0	
03:00	1	0	0	0	0	0	0	0	1	0	0	0	0	0	
04:00	1	0	0	1	0	0	0	0	0	0	0	0	0	0	
05:00	2	0	1	1	0	0	0	0	0	0	0	0	0	0	
06:00	2	0	1	1	0	0	0	0	0	0	0	0	0	0	
07:00	18	0	13	5	0	0	0	0	0	0	0	0	0	0	
08:00	50	1	44	4	0	0	1	0	0	0	0	0	0	0	
09:00	28	0	21	3	0	0	4	0	0	0	0	0	0	0	
10:00	15	0	9	2	0	0	2	0	0	0	0	2	0	0	
11:00	20	1	19	0	0	0	0	0	0	0	0	0	0	0	
12:00	23	0	21	1	0	0	1	0	0	0	0	0	0	0	
13:00	14	0	7	2	0	0	2	0	0	2	0	1	0	0	
14:00	31	1	26	4	0	0	0	0	0	0	0	0	0	0	
15:00	62	0	51	7	0	0	4	0	0	0	0	0	0	0	
16:00	58	0	55	3	0	0	0	0	0	0	0	0	0	0	
17:00	11	0	9	2	0	0	0	0	0	0	0	0	0	0	
18:00	16	0	13	3	0	0	0	0	0	0	0	0	0	0	
19:00	12	0	11	1	0	0	0	0	0	0	0	0	0	0	
20:00	12	0	11	1	0	0	0	0	0	0	0	0	0	0	
21:00	5	0	4	1	0	0	0	0	0	0	0	0	0	0	
22:00	9	0	8	1	0	0	0	0	0	0	0	0	0	0	
23:00	2	0	2	0	0	0	0	0	0	0	0	0	0	0	
12H,7-19	346	3	288	36	0	0	14	0	0	2	0	3	0	0	
16H,6-22	377	3	315	40	0	0	14	0	0	2	0	3	0	0	
18H,6-24	388	3	325	41	0	0	14	0	0	2	0	3	0	0	
24H,0-24	392	3	326	43	0	0	14	0	1	2	0	3	0	0	

12785 RUGELEY Site No: 12785001 Location Site 1 - Blithebury Rd, Rugeley  
 Mon 16-Oct-23 to Thu 19-Oct-23 Channel: Westbound

TIME PERIOD	TOTAL VEHICLES	MOTOR-CYCLES	CARS OR CAR-BASED LGV	LIGHT GOODS VEHICLES	BUSES	TWO AXLE, SIX TYRE, RIGID/BUSES	THREE AXLE RIGID	FOUR OR MORE AXLE RIGID	FOUR OR LESS AXLE ARTIC	FIVE AXLE ARTIC	SIX OR MORE AXLE ARTIC	FIVE OR LESS AXLE MULTI-TRAILER ARTIC	SIX AXLE MULTI-TRAILER ARTIC	SEVEN OR MORE AXLE ARTIC
<b>Daily Totals</b>														
Mon 16-Oct-23	381	3	283	87	0	1	3	1	0	0	2	1	0	0
Tue 17-Oct-23	369	4	284	72	0	0	5	0	1	0	1	2	0	0
Wed 18-Oct-23	355	2	284	51	0	1	8	0	1	2	3	3	0	0
Thu 19-Oct-23	392	3	326	43	0	0	14	0	1	2	0	3	0	0
-	-	-	-	-	-	-	-	-	-	-	-	-	-	-
-	-	-	-	-	-	-	-	-	-	-	-	-	-	-
<b>Total Vehicles</b>														
[--]	1497	12	1177	253	0	2	30	1	3	4	6	9	0	0



12785 RUGELEY Site No: 12785001 Location Site 1 - Blithebury Rd, Rugeley  
 Mon 16-Oct-23 to Thu 19-Oct-23 Channel: Westbound

TIME PERIOD	TOTAL VEHICLES	MOTOR-CYCLES	MOTOR-CYCLES%	CARS	CARS %	LGV	LGV %	HGV	HGV %	BUS	BUS %
<b>Mon 16-Oct-23</b>											
00:00	2	0	0.0	2	100.0	0	0.0	0	0.0	0	0.0
01:00	0	0	-	0	-	0	-	0	-	0	-
02:00	0	0	-	0	-	0	-	0	-	0	-
03:00	0	0	-	0	-	0	-	0	-	0	-
04:00	2	0	0.0	1	50.0	1	50.0	0	0.0	0	0.0
05:00	2	0	0.0	1	50.0	0	0.0	1	50.0	0	0.0
06:00	3	0	0.0	2	66.7	1	33.3	0	0.0	0	0.0
07:00	19	0	0.0	9	47.4	9	47.4	1	5.3	0	0.0
08:00	41	0	0.0	34	82.9	5	12.2	2	4.9	0	0.0
09:00	34	0	0.0	20	58.8	14	41.2	0	0.0	0	0.0
10:00	16	0	0.0	10	62.5	5	31.3	1	6.3	0	0.0
11:00	28	1	3.6	24	85.7	3	10.7	0	0.0	0	0.0
12:00	11	0	0.0	7	63.6	4	36.4	0	0.0	0	0.0
13:00	16	0	0.0	9	56.3	7	43.8	0	0.0	0	0.0
14:00	25	2	8.0	18	72.0	5	20.0	0	0.0	0	0.0
15:00	70	0	0.0	51	72.9	18	25.7	1	1.4	0	0.0
16:00	58	0	0.0	53	91.4	5	8.6	0	0.0	0	0.0
17:00	22	0	0.0	20	90.9	2	9.1	0	0.0	0	0.0
18:00	14	0	0.0	11	78.6	1	7.1	2	14.3	0	0.0
19:00	4	0	0.0	3	75.0	1	25.0	0	0.0	0	0.0
20:00	2	0	0.0	1	50.0	1	50.0	0	0.0	0	0.0
21:00	5	0	0.0	5	100.0	0	0.0	0	0.0	0	0.0
22:00	2	0	0.0	1	50.0	1	50.0	0	0.0	0	0.0
23:00	5	0	0.0	1	20.0	4	80.0	0	0.0	0	0.0
12H,7-19	354	3	0.9	266	75.1	78	22.0	7	2.0	0	0.0
16H,6-22	368	3	0.8	277	75.3	81	22.0	7	1.9	0	0.0
18H,6-24	375	3	0.8	279	74.4	86	22.9	7	1.9	0	0.0
24H,0-24	381	3	0.8	283	74.3	87	22.8	8	2.1	0	0.0

12785 RUGELEY Site No: 12785001 Location Site 1 - Blithebury Rd, Rugeley  
 Mon 16-Oct-23 to Thu 19-Oct-23 Channel: Westbound

TIME PERIOD	TOTAL VEHICLES	MOTOR-CYCLES	MOTOR-CYCLES%	CARS	CARS %	LGV	LGV %	HGV	HGV %	BUS	BUS %
<b>Tue 17-Oct-23</b>											
00:00	3	0	0.0	3	100.0	0	0.0	0	0.0	0	0.0
01:00	0	0	-	0	-	0	-	0	-	0	-
02:00	0	0	-	0	-	0	-	0	-	0	-
03:00	0	0	-	0	-	0	-	0	-	0	-
04:00	2	0	0.0	1	50.0	1	50.0	0	0.0	0	0.0
05:00	2	0	0.0	1	50.0	1	50.0	0	0.0	0	0.0
06:00	4	0	0.0	2	50.0	2	50.0	0	0.0	0	0.0
07:00	18	0	0.0	11	61.1	6	33.3	1	5.6	0	0.0
08:00	37	0	0.0	31	83.8	4	10.8	2	5.4	0	0.0
09:00	31	0	0.0	17	54.8	14	45.2	0	0.0	0	0.0
10:00	18	2	11.1	15	83.3	1	5.6	0	0.0	0	0.0
11:00	17	0	0.0	14	82.4	1	5.9	2	11.8	0	0.0
12:00	21	0	0.0	11	52.4	10	47.6	0	0.0	0	0.0
13:00	14	1	7.1	11	78.6	1	7.1	1	7.1	0	0.0
14:00	26	0	0.0	21	80.8	4	15.4	1	3.9	0	0.0
15:00	62	1	1.6	41	66.1	19	30.7	1	1.6	0	0.0
16:00	69	0	0.0	65	94.2	4	5.8	0	0.0	0	0.0
17:00	13	0	0.0	11	84.6	2	15.4	0	0.0	0	0.0
18:00	22	0	0.0	20	90.9	2	9.1	0	0.0	0	0.0
19:00	4	0	0.0	4	100.0	0	0.0	0	0.0	0	0.0
20:00	2	0	0.0	2	100.0	0	0.0	0	0.0	0	0.0
21:00	1	0	0.0	1	100.0	0	0.0	0	0.0	0	0.0
22:00	3	0	0.0	2	66.7	0	0.0	1	33.3	0	0.0
23:00	0	0	-	0	-	0	-	0	-	0	-
12H,7-19	348	4	1.2	268	77.0	68	19.5	8	2.3	0	0.0
16H,6-22	359	4	1.1	277	77.2	70	19.5	8	2.2	0	0.0
18H,6-24	362	4	1.1	279	77.1	70	19.3	9	2.5	0	0.0
24H,0-24	369	4	1.1	284	77.0	72	19.5	9	2.4	0	0.0



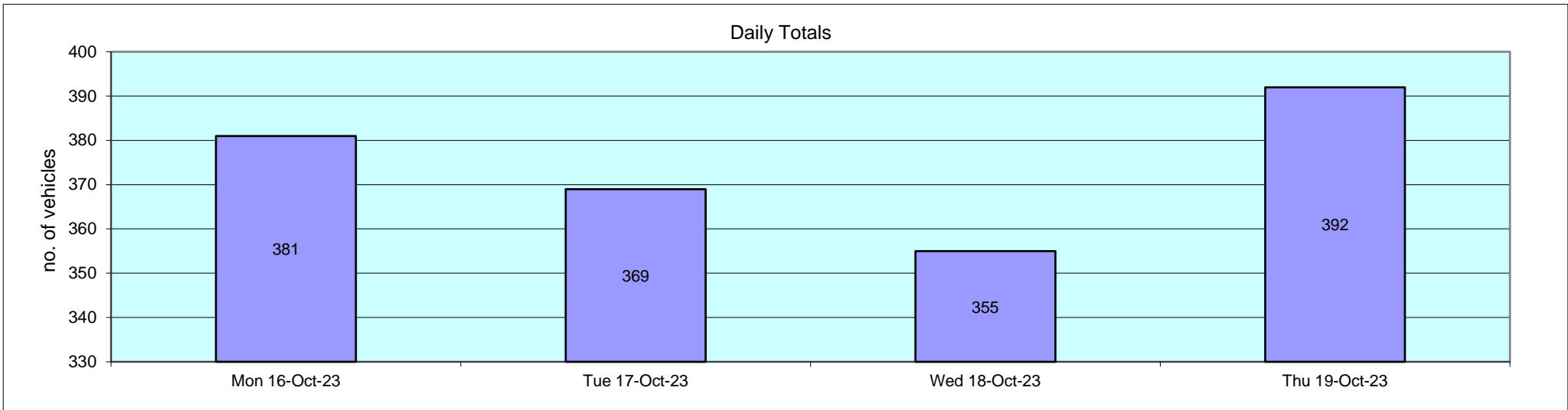
12785 RUGELEY Site No: 12785001 Location Site 1 - Blithebury Rd, Rugeley  
 Mon 16-Oct-23 to Thu 19-Oct-23 Channel: Westbound

TIME PERIOD	TOTAL VEHICLES	MOTOR-CYCLES	MOTOR-CYCLES%	CARS	CARS %	LGV	LGV %	HGV	HGV %	BUS	BUS %
<b>Wed 18-Oct-23</b>											
00:00	0	0	-	0	-	0	-	0	-	0	-
01:00	0	0	-	0	-	0	-	0	-	0	-
02:00	0	0	-	0	-	0	-	0	-	0	-
03:00	2	0	0.0	0	0.0	1	50.0	1	50.0	0	0.0
04:00	0	0	-	0	-	0	-	0	-	0	-
05:00	1	0	0.0	1	100.0	0	0.0	0	0.0	0	0.0
06:00	7	0	0.0	5	71.4	2	28.6	0	0.0	0	0.0
07:00	18	1	5.6	13	72.2	3	16.7	1	5.6	0	0.0
08:00	33	0	0.0	24	72.7	7	21.2	2	6.1	0	0.0
09:00	37	0	0.0	26	70.3	11	29.7	0	0.0	0	0.0
10:00	11	0	0.0	6	54.6	4	36.4	1	9.1	0	0.0
11:00	22	1	4.6	18	81.8	3	13.6	0	0.0	0	0.0
12:00	14	0	0.0	13	92.9	1	7.1	0	0.0	0	0.0
13:00	23	0	0.0	18	78.3	1	4.4	4	17.4	0	0.0
14:00	15	0	0.0	11	73.3	2	13.3	2	13.3	0	0.0
15:00	61	0	0.0	48	78.7	8	13.1	5	8.2	0	0.0
16:00	52	0	0.0	48	92.3	4	7.7	0	0.0	0	0.0
17:00	25	0	0.0	21	84.0	3	12.0	1	4.0	0	0.0
18:00	14	0	0.0	13	92.9	1	7.1	0	0.0	0	0.0
19:00	18	0	0.0	17	94.4	0	0.0	1	5.6	0	0.0
20:00	1	0	0.0	1	100.0	0	0.0	0	0.0	0	0.0
21:00	0	0	-	0	-	0	-	0	-	0	-
22:00	1	0	0.0	1	100.0	0	0.0	0	0.0	0	0.0
23:00	0	0	-	0	-	0	-	0	-	0	-
12H,7-19	325	2	0.6	259	79.7	48	14.8	16	4.9	0	0.0
16H,6-22	351	2	0.6	282	80.3	50	14.3	17	4.8	0	0.0
18H,6-24	352	2	0.6	283	80.4	50	14.2	17	4.8	0	0.0
24H,0-24	355	2	0.6	284	80.0	51	14.4	18	5.1	0	0.0

TIME PERIOD	TOTAL VEHICLES	MOTOR-CYCLES	MOTOR-CYCLES%	CARS	CARS %	LGV	LGV %	HGV	HGV %	BUS	BUS %
<b>Thu 19-Oct-23</b>											
00:00	0	0	-	0	-	0	-	0	-	0	-
01:00	0	0	-	0	-	0	-	0	-	0	-
02:00	0	0	-	0	-	0	-	0	-	0	-
03:00	1	0	0.0	0	0.0	0	0.0	1	100.0	0	0.0
04:00	1	0	0.0	0	0.0	1	100.0	0	0.0	0	0.0
05:00	2	0	0.0	1	50.0	1	50.0	0	0.0	0	0.0
06:00	2	0	0.0	1	50.0	1	50.0	0	0.0	0	0.0
07:00	18	0	0.0	13	72.2	5	27.8	0	0.0	0	0.0
<b>08:00</b>	<b>50</b>	<b>1</b>	<b>2.0</b>	<b>44</b>	<b>88.0</b>	<b>4</b>	<b>8.0</b>	<b>1</b>	<b>2.0</b>	<b>0</b>	<b>0.0</b>
09:00	28	0	0.0	21	75.0	3	10.7	4	14.3	0	0.0
10:00	15	0	0.0	9	60.0	2	13.3	4	26.7	0	0.0
11:00	20	1	5.0	19	95.0	0	0.0	0	0.0	0	0.0
12:00	23	0	0.0	21	91.3	1	4.4	1	4.4	0	0.0
13:00	14	0	0.0	7	50.0	2	14.3	5	35.7	0	0.0
14:00	31	1	3.2	26	83.9	4	12.9	0	0.0	0	0.0
<b>15:00</b>	<b>62</b>	<b>0</b>	<b>0.0</b>	<b>51</b>	<b>82.3</b>	<b>7</b>	<b>11.3</b>	<b>4</b>	<b>6.5</b>	<b>0</b>	<b>0.0</b>
16:00	58	0	0.0	55	94.8	3	5.2	0	0.0	0	0.0
17:00	11	0	0.0	9	81.8	2	18.2	0	0.0	0	0.0
18:00	16	0	0.0	13	81.3	3	18.8	0	0.0	0	0.0
19:00	12	0	0.0	11	91.7	1	8.3	0	0.0	0	0.0
20:00	12	0	0.0	11	91.7	1	8.3	0	0.0	0	0.0
21:00	5	0	0.0	4	80.0	1	20.0	0	0.0	0	0.0
22:00	9	0	0.0	8	88.9	1	11.1	0	0.0	0	0.0
23:00	2	0	0.0	2	100.0	0	0.0	0	0.0	0	0.0
<b>12H,7-19</b>	<b>346</b>	<b>3</b>	<b>0.9</b>	<b>288</b>	<b>83.2</b>	<b>36</b>	<b>10.4</b>	<b>19</b>	<b>5.5</b>	<b>0</b>	<b>0.0</b>
<b>16H,6-22</b>	<b>377</b>	<b>3</b>	<b>0.8</b>	<b>315</b>	<b>83.6</b>	<b>40</b>	<b>10.6</b>	<b>19</b>	<b>5.0</b>	<b>0</b>	<b>0.0</b>
<b>18H,6-24</b>	<b>388</b>	<b>3</b>	<b>0.8</b>	<b>325</b>	<b>83.8</b>	<b>41</b>	<b>10.6</b>	<b>19</b>	<b>4.9</b>	<b>0</b>	<b>0.0</b>
<b>24H,0-24</b>	<b>392</b>	<b>3</b>	<b>0.8</b>	<b>326</b>	<b>83.2</b>	<b>43</b>	<b>11.0</b>	<b>20</b>	<b>5.1</b>	<b>0</b>	<b>0.0</b>

12785 RUGELEY Site No: 12785001 Location Site 1 - Blithebury Rd, Rugeley  
 Mon 16-Oct-23 to Thu 19-Oct-23 Channel: Westbound

TIME PERIOD	TOTAL VEHICLES	MOTOR-CYCLES	MOTOR-CYCLES%	CARS	CARS %	LGV	LGV %	HGV	HGV %	BUS	BUS %
<b>Daily Totals</b>											
Mon 16-Oct-23	381	3	0.8	283	74.3	87	22.8	8	2.1	0	0.0
Tue 17-Oct-23	369	4	1.1	284	77.0	72	19.5	9	2.4	0	0.0
Wed 18-Oct-23	355	2	0.6	284	80.0	51	14.4	18	5.1	0	0.0
Thu 19-Oct-23	392	3	0.8	326	83.2	43	11.0	20	5.1	0	0.0
-	-	-	-	-	-	-	-	-	-	-	-
-	-	-	-	-	-	-	-	-	-	-	-
<b>Total Vehicles</b>											
[--]	1497	12	0.8	1177	78.6	253	16.9	55	3.7	0	0.0



12785 RUGELEY Site No: 12785001 Location Site 1 - Blithebury Rd, Rugeley  
 Mon 16-Oct-23 to Thu 19-Oct-23 Channel: Westbound

Time Period	Total Vehicles	85%ile Speed	Mean Speed	Stand Dev.	<11Mph	11-<16	16-<21	21-<26	26-<31	31-<36	36-<41	41-<46	46-<51	51-<56	56-<61	=>61
<b>Mon 16-Oct-23</b>																
00:00	2	-	33.5	14.1	0	0	0	1	0	0	0	1	0	0	0	0
01:00	0	-	-	-	0	0	0	0	0	0	0	0	0	0	0	0
02:00	0	-	-	-	0	0	0	0	0	0	0	0	0	0	0	0
03:00	0	-	-	-	0	0	0	0	0	0	0	0	0	0	0	0
04:00	2	-	26	3.5	0	0	0	1	1	0	0	0	0	0	0	0
05:00	2	-	31	3.5	0	0	0	0	1	1	0	0	0	0	0	0
06:00	3	-	28.5	5	0	0	0	1	1	1	0	0	0	0	0	0
07:00	19	35.4	31.9	4.7	0	0	0	2	5	9	3	0	0	0	0	0
08:00	41	34.8	29.7	4.9	0	0	1	7	18	11	4	0	0	0	0	0
09:00	34	34.1	29.4	4.7	0	0	1	5	18	7	3	0	0	0	0	0
10:00	16	33.1	28.5	4.7	0	0	1	3	7	5	0	0	0	0	0	0
11:00	28	36.4	32.1	4.9	0	0	0	2	10	11	4	1	0	0	0	0
12:00	11	35.6	29.4	6.4	0	0	1	2	4	2	2	0	0	0	0	0
13:00	16	33.9	30.1	3.8	0	0	0	2	7	7	0	0	0	0	0	0
14:00	25	38.3	32.1	5.7	0	0	0	4	7	6	8	0	0	0	0	0
15:00	70	35.3	29.4	6.7	0	4	4	8	23	23	7	1	0	0	0	0
16:00	58	37.6	32.8	4.8	0	0	1	2	15	27	12	1	0	0	0	0
17:00	22	36.3	30.8	7	0	0	3	2	4	9	3	1	0	0	0	0
18:00	14	35.5	30.6	5.6	0	0	0	4	2	6	2	0	0	0	0	0
19:00	4	-	34.8	7.6	0	0	0	0	2	0	1	1	0	0	0	0
20:00	2	-	26	3.5	0	0	0	1	1	0	0	0	0	0	0	0
21:00	5	-	28.5	5.2	0	0	0	2	1	2	0	0	0	0	0	0
22:00	2	-	26	3.5	0	0	0	1	1	0	0	0	0	0	0	0
23:00	5	-	26.5	5.8	0	0	1	1	2	1	0	0	0	0	0	0
12H,7-19	354	35.9	30.6	5.6	0	4	12	43	120	123	48	4	0	0	0	0
16H,6-22	368	35.9	30.6	5.6	0	4	12	47	125	126	49	5	0	0	0	0
18H,6-24	375	35.9	30.5	5.6	0	4	13	49	128	127	49	5	0	0	0	0
24H,0-24	381	35.9	30.5	5.7	0	4	13	51	130	128	49	6	0	0	0	0

12785 RUGELEY Site No: 12785001 Location Site 1 - Blithebury Rd, Rugeley  
 Mon 16-Oct-23 to Thu 19-Oct-23 Channel: Westbound

Time Period	Total Vehicles	85%ile Speed	Mean Speed	Stand Dev.	<11Mph	11-<16	16-<21	21-<26	26-<31	31-<36	36-<41	41-<46	46-<51	51-<56	56-<61	=>61
<b>Tue 17-Oct-23</b>																
00:00	3	-	30.2	11.6	0	0	0	2	0	0	0	1	0	0	0	0
01:00	0	-	-	-	0	0	0	0	0	0	0	0	0	0	0	0
02:00	0	-	-	-	0	0	0	0	0	0	0	0	0	0	0	0
03:00	0	-	-	-	0	0	0	0	0	0	0	0	0	0	0	0
04:00	2	-	26	3.5	0	0	0	1	1	0	0	0	0	0	0	0
05:00	2	-	31	3.5	0	0	0	0	1	1	0	0	0	0	0	0
06:00	4	-	31	6.5	0	0	0	1	1	1	1	0	0	0	0	0
07:00	18	35.7	31	5.1	0	0	0	3	6	6	3	0	0	0	0	0
08:00	37	34.6	29.2	5.4	0	0	2	8	13	11	3	0	0	0	0	0
09:00	31	34.3	29.5	4.8	0	0	1	5	14	9	2	0	0	0	0	0
10:00	18	34.2	29.6	4.6	0	0	0	4	7	6	1	0	0	0	0	0
11:00	17	37.6	30.9	7.2	0	1	0	2	6	4	3	1	0	0	0	0
12:00	21	35.6	31.4	4.6	0	0	0	2	8	8	3	0	0	0	0	0
13:00	14	33.4	28.9	4.4	0	0	0	4	5	5	0	0	0	0	0	0
14:00	26	37.6	30.4	6.6	0	0	3	1	12	4	5	1	0	0	0	0
15:00	62	35.7	30.7	5.7	0	1	1	4	32	15	7	1	1	0	0	0
16:00	69	37.8	33.5	4.3	0	0	0	2	14	37	14	2	0	0	0	0
17:00	13	37.4	33.5	5.9	0	0	0	0	5	5	2	0	1	0	0	0
18:00	22	40	34.9	4.9	0	0	0	0	4	11	4	3	0	0	0	0
19:00	4	-	36	5.2	0	0	0	0	1	0	3	0	0	0	0	0
20:00	2	-	31	3.5	0	0	0	0	1	1	0	0	0	0	0	0
21:00	1	-	28.5	-	0	0	0	0	1	0	0	0	0	0	0	0
22:00	3	-	26.8	5.9	0	0	0	2	0	1	0	0	0	0	0	0
23:00	0	-	-	-	0	0	0	0	0	0	0	0	0	0	0	0
12H,7-19	348	36.5	31.3	5.5	0	2	7	35	126	121	47	8	2	0	0	0
16H,6-22	359	36.7	31.3	5.5	0	2	7	36	130	123	51	8	2	0	0	0
18H,6-24	362	36.6	31.3	5.5	0	2	7	38	130	124	51	8	2	0	0	0
24H,0-24	369	36.6	31.2	5.5	0	2	7	41	132	125	51	9	2	0	0	0

12785 RUGELEY Site No: 12785001 Location Site 1 - Blithebury Rd, Rugeley  
 Mon 16-Oct-23 to Thu 19-Oct-23 Channel: Westbound

Time Period	Total Vehicles	85%ile Speed	Mean Speed	Stand Dev.	<11Mph	11-<16	16-<21	21-<26	26-<31	31-<36	36-<41	41-<46	46-<51	51-<56	56-<61	=>61
<b>Wed 18-Oct-23</b>																
00:00	0	-	-	-	0	0	0	0	0	0	0	0	0	0	0	0
01:00	0	-	-	-	0	0	0	0	0	0	0	0	0	0	0	0
02:00	0	-	-	-	0	0	0	0	0	0	0	0	0	0	0	0
03:00	2	-	31	3.5	0	0	0	0	1	1	0	0	0	0	0	0
04:00	0	-	-	-	0	0	0	0	0	0	0	0	0	0	0	0
05:00	1	-	33.5	-	0	0	0	0	0	1	0	0	0	0	0	0
06:00	7	-	34.2	6.8	0	0	0	1	1	2	2	1	0	0	0	0
07:00	18	37.3	32.4	5.5	0	0	0	2	5	7	3	1	0	0	0	0
08:00	33	33.8	28.8	4.9	0	0	1	8	14	8	2	0	0	0	0	0
09:00	37	35.9	30.4	6	0	0	0	10	11	10	4	2	0	0	0	0
10:00	11	30	27.6	4.6	0	0	0	4	6	0	1	0	0	0	0	0
11:00	22	29.7	24.4	5.8	1	0	4	8	7	2	0	0	0	0	0	0
12:00	14	34	26.4	8.1	1	0	2	4	2	4	1	0	0	0	0	0
13:00	23	27.7	21.5	4.9	0	1	13	3	6	0	0	0	0	0	0	0
14:00	15	29.8	24.2	5.5	0	0	5	5	3	2	0	0	0	0	0	0
15:00	61	31.3	27.8	5.2	0	0	3	18	30	6	2	2	0	0	0	0
16:00	52	35.6	32.1	4	0	0	0	3	15	28	6	0	0	0	0	0
17:00	25	36.9	31.7	5.6	0	0	0	4	7	9	4	1	0	0	0	0
18:00	14	36.7	31	5.6	0	0	1	0	7	3	3	0	0	0	0	0
19:00	18	35.1	30.2	6.7	1	0	0	1	7	7	2	0	0	0	0	0
20:00	1	-	23.5	-	0	0	0	1	0	0	0	0	0	0	0	0
21:00	0	-	-	-	0	0	0	0	0	0	0	0	0	0	0	0
22:00	1	-	28.5	-	0	0	0	0	1	0	0	0	0	0	0	0
23:00	0	-	-	-	0	0	0	0	0	0	0	0	0	0	0	0
12H,7-19	325	34.9	28.7	6.1	2	1	29	69	113	79	26	6	0	0	0	0
16H,6-22	351	35.1	28.8	6.2	3	1	29	72	121	88	30	7	0	0	0	0
18H,6-24	352	35.1	28.8	6.2	3	1	29	72	122	88	30	7	0	0	0	0
24H,0-24	355	35.1	28.9	6.2	3	1	29	72	123	90	30	7	0	0	0	0

12785 RUGELEY Site No: 12785001 Location Site 1 - Blithebury Rd, Rugeley  
 Mon 16-Oct-23 to Thu 19-Oct-23 Channel: Westbound

Time Period	Total Vehicles	85%ile Speed	Mean Speed	Stand Dev.	<11Mph	11-<16	16-<21	21-<26	26-<31	31-<36	36-<41	41-<46	46-<51	51-<56	56-<61	=>61
<b>Thu 19-Oct-23</b>																
00:00	0	-	-	-	0	0	0	0	0	0	0	0	0	0	0	0
01:00	0	-	-	-	0	0	0	0	0	0	0	0	0	0	0	0
02:00	0	-	-	-	0	0	0	0	0	0	0	0	0	0	0	0
03:00	1	-	28.5	-	0	0	0	0	1	0	0	0	0	0	0	0
04:00	1	-	28.5	-	0	0	0	0	1	0	0	0	0	0	0	0
05:00	2	-	26	3.5	0	0	0	1	1	0	0	0	0	0	0	0
06:00	2	-	33.5	7.1	0	0	0	0	1	0	1	0	0	0	0	0
07:00	18	34.2	29.1	7.9	1	0	0	4	6	6	0	0	1	0	0	0
08:00	50	33.5	28.6	4.5	0	0	1	13	21	14	1	0	0	0	0	0
09:00	28	32.6	29.4	4.5	0	0	0	4	18	4	1	1	0	0	0	0
10:00	15	32.6	28.8	3.8	0	0	0	3	8	4	0	0	0	0	0	0
11:00	20	30.1	25	5.4	0	0	6	4	8	2	0	0	0	0	0	0
12:00	23	28.1	24.2	4.3	0	1	2	14	5	1	0	0	0	0	0	0
13:00	14	33	28.9	5.2	0	0	0	4	7	1	2	0	0	0	0	0
14:00	31	33.7	28.7	5.7	1	0	1	4	15	9	1	0	0	0	0	0
15:00	62	34.6	29.4	5	0	0	3	10	27	17	5	0	0	0	0	0
16:00	58	36.8	31.6	5.5	0	2	0	2	21	22	11	0	0	0	0	0
17:00	11	34.1	29.4	5.1	0	0	0	3	4	3	1	0	0	0	0	0
18:00	16	36.3	30.4	6.4	0	0	0	5	4	4	2	1	0	0	0	0
19:00	12	35.3	29.8	5	0	0	0	2	7	1	2	0	0	0	0	0
20:00	12	34.4	30.2	4.6	0	0	0	2	5	4	1	0	0	0	0	0
21:00	5	-	27.5	2.6	0	0	0	1	4	0	0	0	0	0	0	0
22:00	9	-	25.7	7.2	0	1	1	2	4	0	1	0	0	0	0	0
23:00	2	-	28.5	7.1	0	0	0	1	0	1	0	0	0	0	0	0
12H,7-19	346	34.5	29	5.5	2	3	13	70	144	87	24	2	1	0	0	0
16H,6-22	377	34.6	29	5.5	2	3	13	75	161	92	28	2	1	0	0	0
18H,6-24	388	34.6	29	5.5	2	4	14	78	165	93	29	2	1	0	0	0
24H,0-24	392	34.5	28.9	5.5	2	4	14	79	168	93	29	2	1	0	0	0

12785 RUGELEY Site No: 12785001 Location Site 1 - Blithebury Rd, Rugeley  
 Mon 16-Oct-23 to Thu 19-Oct-23 Channel: Westbound

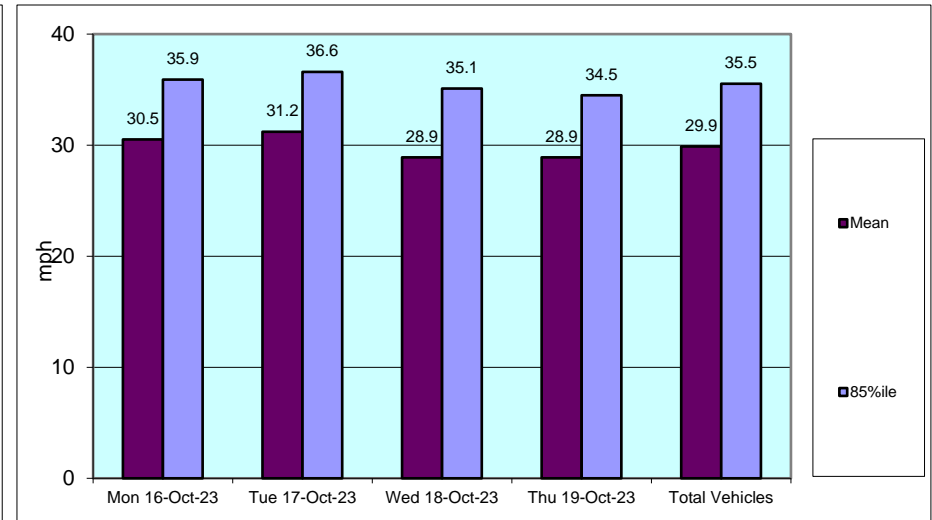
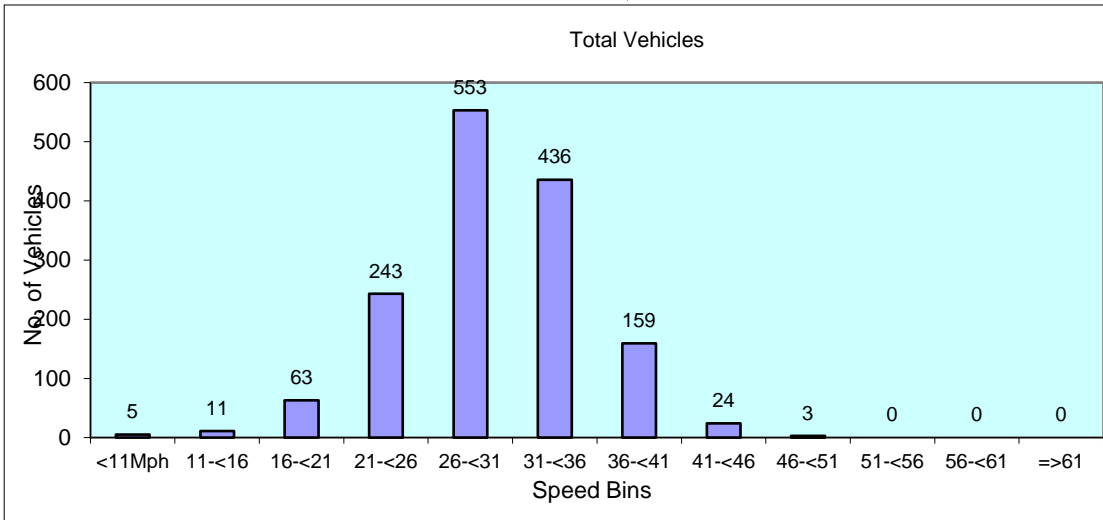
Time Period	Total Vehicles	85%ile Speed	Mean Speed	Stand Dev.	<11Mph	11-<16	16-<21	21-<26	26-<31	31-<36	36-<41	41-<46	46-<51	51-<56	56-<61	=>61
-------------	----------------	--------------	------------	------------	--------	--------	--------	--------	--------	--------	--------	--------	--------	--------	--------	------

**Daily Totals**

Mon 16-Oct-23	381	35.9	30.5	5.7	0	4	13	51	130	128	49	6	0	0	0	0
Tue 17-Oct-23	369	36.6	31.2	5.5	0	2	7	41	132	125	51	9	2	0	0	0
Wed 18-Oct-23	355	35.1	28.9	6.2	3	1	29	72	123	90	30	7	0	0	0	0
Thu 19-Oct-23	392	34.5	28.9	5.5	2	4	14	79	168	93	29	2	1	0	0	0
-	-	-	-	-	-	-	-	-	-	-	-	-	-	-	-	-
-	-	-	-	-	-	-	-	-	-	-	-	-	-	-	-	-
-	-	-	-	-	-	-	-	-	-	-	-	-	-	-	-	-

**Total Vehicles**

[--]	1497	35.5	29.9	5.7	5	11	63	243	553	436	159	24	3	0	0	0
------	------	------	------	-----	---	----	----	-----	-----	-----	-----	----	---	---	---	---

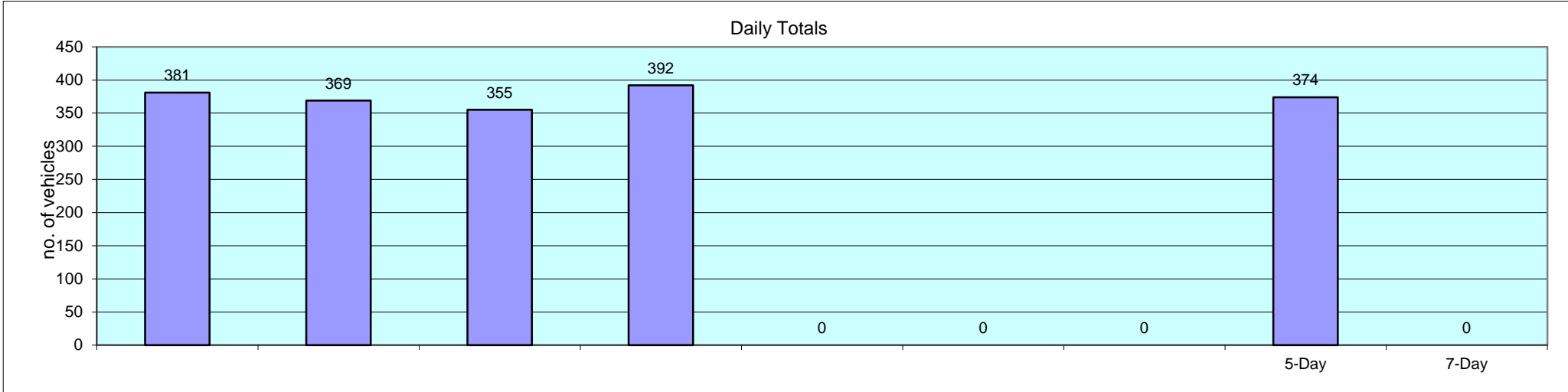





12785	RUGELEY		Site No: 12785001		Location			Site 1 - Blithebury Rd, Rugeley	
			Channel: Westbound						
TIME PERIOD	Mon 16-Oct-23	Tue 17-Oct-23	Wed 18-Oct-23	Thu 19-Oct-23				5-Day Av	7-Day Av
Week Begin: 16-Oct-23									
00:00	2	3	0	0	-	-	-	1	-
01:00	0	0	0	0	-	-	-	0	-
02:00	0	0	0	0	-	-	-	0	-
03:00	0	0	2	1	-	-	-	1	-
04:00	2	2	0	1	-	-	-	1	-
05:00	2	2	1	2	-	-	-	2	-
06:00	3	4	7	2	-	-	-	4	-
07:00	19	18	18	18	-	-	-	18	-
08:00	41	37	33	50	-	-	-	40	-
09:00	34	31	37	28	-	-	-	33	-
10:00	16	18	11	15	-	-	-	15	-
11:00	28	17	22	20	-	-	-	22	-
12:00	11	21	14	23	-	-	-	17	-
13:00	16	14	23	14	-	-	-	17	-
14:00	25	26	15	31	-	-	-	24	-
15:00	70	62	61	62	-	-	-	64	-
16:00	58	69	52	58	-	-	-	59	-
17:00	22	13	25	11	-	-	-	18	-
18:00	14	22	14	16	-	-	-	17	-
19:00	4	4	18	12	-	-	-	10	-
20:00	2	2	1	12	-	-	-	4	-
21:00	5	1	0	5	-	-	-	3	-
22:00	2	3	1	9	-	-	-	4	-
23:00	5	0	0	2	-	-	-	2	-
<b>12H,7-19</b>	<b>354</b>	<b>348</b>	<b>325</b>	<b>346</b>	-	-	-	<b>343</b>	-
<b>16H,6-22</b>	<b>368</b>	<b>359</b>	<b>351</b>	<b>377</b>	-	-	-	<b>364</b>	-
<b>18H,6-24</b>	<b>375</b>	<b>362</b>	<b>352</b>	<b>388</b>	-	-	-	<b>369</b>	-
<b>24H,0-24</b>	<b>381</b>	<b>369</b>	<b>355</b>	<b>392</b>	-	-	-	<b>374</b>	-
<b>Am</b>	<b>08:00</b>	<b>08:00</b>	<b>09:00</b>	<b>08:00</b>	-	-	-	-	-
<b>Peak</b>	<b>41</b>	<b>37</b>	<b>37</b>	<b>50</b>	-	-	-	<b>41</b>	-
<b>Pm</b>	<b>15:00</b>	<b>16:00</b>	<b>15:00</b>	<b>15:00</b>	-	-	-	-	-
<b>Peak</b>	<b>70</b>	<b>69</b>	<b>61</b>	<b>62</b>	-	-	-	<b>66</b>	-

12785 RUGELEY Site No: 12785001 Location Site 1 - Blithebury Rd, Rugeley  
Channel: Westbound

TIME PERIOD Mon 16-Oct-23 Tue 17-Oct-23 Wed 18-Oct-23 Thu 19-Oct-23 5-Day Av 7-Day Av





---

Forester House  
Doctor's Lane  
Henley-in-Arden  
Warwickshire  
B95 5AW

Tel: +44(0)1564 793598  
[inmail@dtatransportation.co.uk](mailto:inmail@dtatransportation.co.uk)  
[www.dtatransportation.co.uk](http://www.dtatransportation.co.uk)