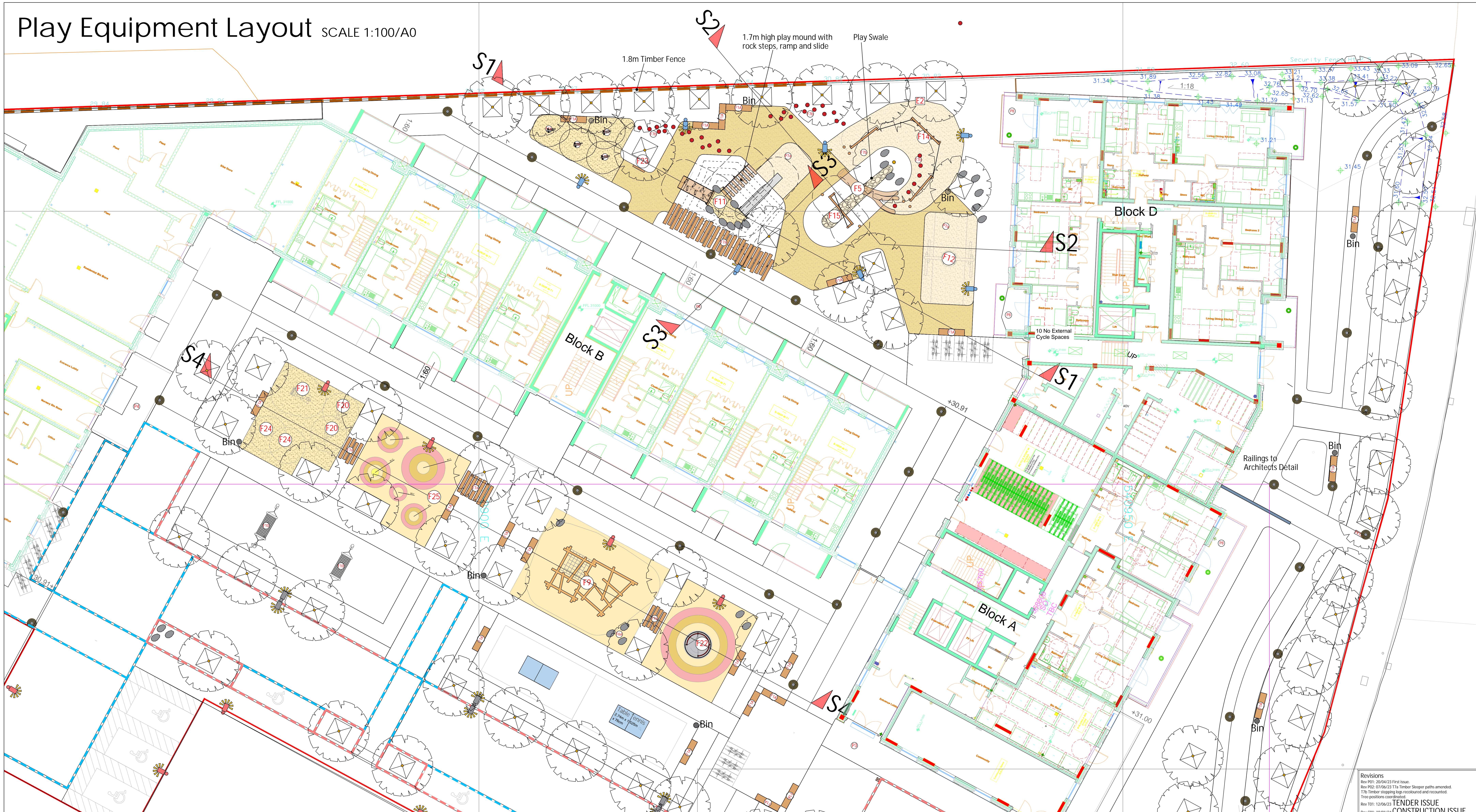
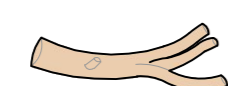





Play Equipment Layout SCALE 1:100/A0



PLAY EQUIPMENT SCHEDULE

F5.	Play Tree Trunk	1No		F16.	Playdale Timber Sheep Springer SPR/SH		
F6.	Play boulders	22No		F17.	Playdale Timber Elephant Springer SPR/EL		
F7a.	Timber sleepers	41No		F18.	Playdale Timber Turtle Springer SPR/TU		
F7b.	Stepping Logs	35No		F19.	Timberplay Sheep resting timber figure 4.24196		
F8.	Table Tennis Table i.e. Cornilleau 510 Pro 2No			F20.	Timberplay Pig timber figure	2No	
F9.	Playequip Mountain Scramble Climber			F21.	Timberplay Pony and trap timber figure		
F10.	Playdale Hammock with Rope Sling and Timber Posts 2No			F22.	Playdale Inclusive Orbit Roundabout		
F11.	Playdale Embankment Slide, Staircase and Ramp with Rope			F23.	Playdale Musical Panel - Green		
F12.	Playdale Timber Team swing - CFH 1.6m			F24.	Timberplay Pony timber figure	2No	
F13.	Playdale Combo 1 and Zig Zag Stepper			F25.	Play Mounds in safety surface		
F14.	Playdale Combo 10 - CFH 550mm						
F15.	Playdale Timber balance beam						

Refer to sections on plans KPR-MCA-SW-00-DR-L-0013 (S1 S2 S3) and 0014 (S5)

INCIDENTAL PLAY ITEMS

- F6a - Play Boulders
600 x 450 x 450mm. 450mm separation and 750mm from hard edges.
- F7b - Timber Stepping Logs - Pressure treated softwood 300mm high above ground (600mm o/all) and 300mm diameter. 450mm separation and 750mm from hard edges

F7a Timber Sleeper Stepping Logs - Pressure treated softwood sleepers 2400mm long x 250mm x 125mm inset level and flush with soil surface.

F5 - Tree Trunk - debarked and smoothed and prepared for play use. 1.5m separation from other features or hard surfaces.

Revisions
Rev 001: 20/04/23 First Issue
Rev 002: 07/06/23 F7a Timber Sleeper paths amended
F7b Timber stepping logs recoloured and recounted
Tree positions coordinated
Rev 001: 12/06/23 TENDER ISSUE
Rev 001: 10/09/24 CONSTRUCTION ISSUE
Rev 002: 31/01/24 Timber spring animals added
Rev 003: 01/02/24 Schedule corrected



Kidbrooke Park Road
Phase 1
Ground Level Landscape -
Play Equipment Layout
1:100/A0 20/04/23 MC
KPR-MCA-SW-00-DR-L-0016 REV C03