

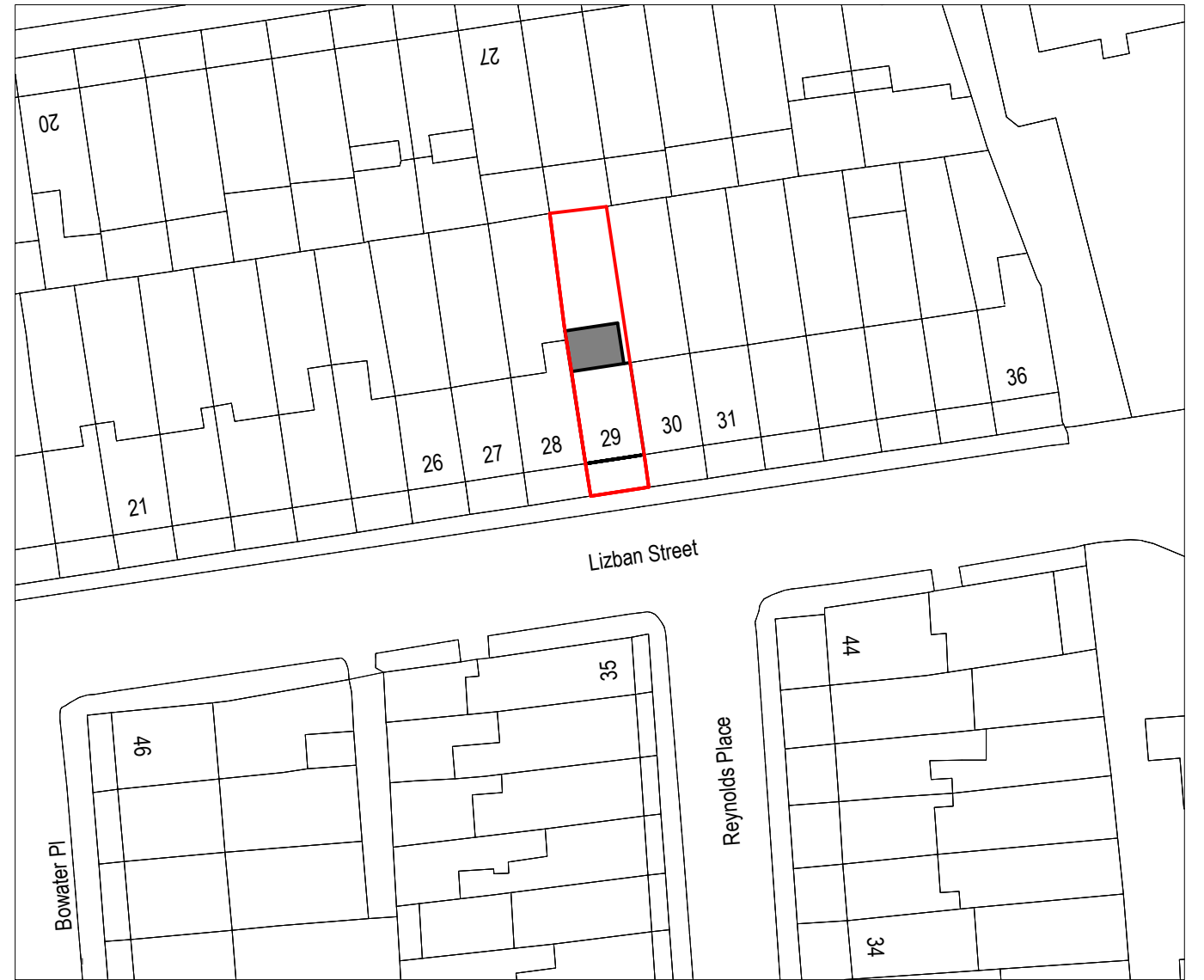
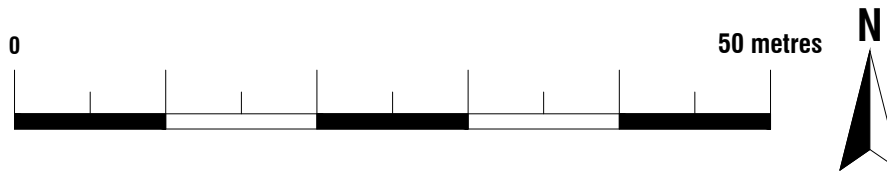
Location Plan

Scale 1:1250



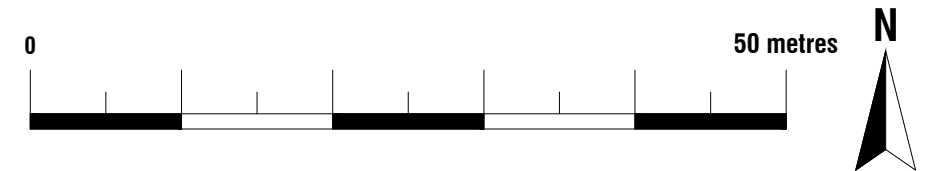
Existing Block Plan

Scale 1:500



Proposed Block Plan

Scale 1:500



Note to Contractor: Contractor is recommended to carry out an intrusive site investigation prior to commencing works on site to ensure all details designed for this project are appropriate. Contractor to cross reference with Structural Calculations package for suitability, to assess site levels and confirm any design assumptions within the calculations package prior to works commencing on site. If the Contractor requires any additional information, please send a Request For Information to hello@planituk.co.uk before ordering materials and starting the works - requests will be acknowledged and responded to as soon as possible. Please ensure that the drawings have been submitted to Building Control for a Full Plans submission and the compliance report has been discharged before starting works on site.

Drawn by:
FD

Client:
Charlotte Downham

Project:
29 Lizban Street REET, BLACKHEATH, LONDON, SE3 8SS

Drawing Title:
EXISTING BLOCK PLAN
PROPOSED BLOCK PLAN, LOCATION PLAN

Date:
19.04.2024

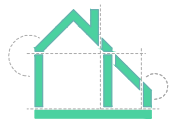
Scale @A3:
1:500, 1:1250

Issue:
PLANNING DRAWING

No.:
22-1716

Rev:
13

Page:
D01



Plan It
Architectural Services

www.planituk.co.uk