








- Key:**
-  Root protection area for category A\* tree
  -  Root protection area for category B\* tree
  -  Root protection area for category C\* tree
  -  Root protection area for category U\* tree
  -  Tree canopy

\* Tree categorised in accordance with BS 5837:2012 'Trees in relation to design, demolition and construction - Recommendations'.

Appendix 2, (Tree Survey Schedule) contained within the arboricultural report ref. PJC/5644/20-01 contains further information for each tree.

This drawing should be viewed in colour.

Tree numbers suffixed with PA indicate the tree position is approximate.

-  Welfare
-  2.4m solid hoarding required. Remaining black line boundary deemed palisade fencing