

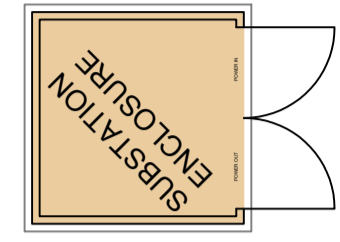


**DRAWING NOTES**

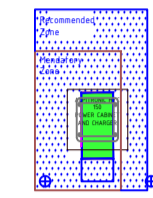
COPYRIGHT ©  
This drawing and the details herein are the copyright of MBH Design Studio Ltd. and must not be reproduced, altered or passed to any third party without prior written consent.

This drawing has been produced for the project listed below, is submitted in support of this application to the Local Planning Authority and is not intended for use by any other person or for any other purpose.

Every effort has been made to ensure the accuracy of these drawings, however MBH Design Studio Ltd. accept no responsibility for any discrepancies arising from the reuse of survey information and preliminary drawings commissioned by the Applicant from others.



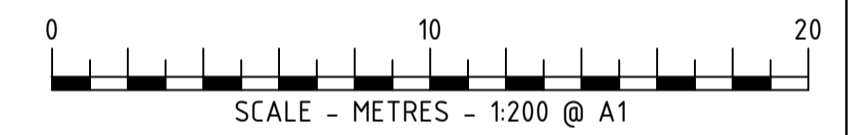
DENOTES DNO HV/LV SUBSTATION  
Typical GRP Enclosure  
2.8m x 2.8m  
All to service provider standard details  
MAKE OF GRP ENCLOSURE TBC



DENOTES CHARGING POST  
ALPITRONICS HYC 150

**KEY PLAN:**

— SITE APPLICATION LINE  
- 620m<sup>2</sup> (6 673sqft)



G	21.04.2023	Site application line added	SPB/RRB
F	14.04.2023	Red Line Removed	RRB/AM
E	31.01.2023	Revised north point.	DT/WG
D	19.01.2023	Revised Jet Washes.	DT/WG
C	30.08.2022	Updated as per comments	PT/RRB
B	10.08.2022	Proposed building work removed	WG
A	07.12.2021	EV & JW BAYS MOVED, CANOPY DELETED	CT/RB

REV	DATE	DESCRIPTION	DRAWN/CHECKED
REVISION NOTES			

# PLANNING



MBH Design Studio Ltd.  
Rosemount House, Rosemount Avenue, West Byfleet, Surrey, KT14 6LB  
www.mbhstd.com t: 01932 352 727 f: 01932 351 545



PROJECT  
**FS702 BROXDEN SERVICE STATION**  
2 BROXDEN AVENUE  
PERTH, PERTSHIRE  
PH2 OPX

DRAWING TITLE  
**PROPOSED SITE LAYOUT**

DRAWN BY	DATE	SCALE	PAPER SIZE
EJ	13.09.2021	1:200	A1
CHECKED BY	DRAWING NUMBER	REV.	
JN	13664-P02-504	G	

