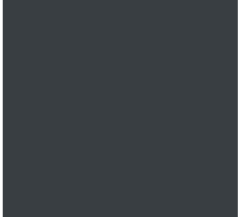




11.04.2024

MATERIAL	WALL TYPE	CONSTRUCTION TYPE AND LOCATION	COLOUR / FINISH	SIZE	PATTERN	MANUFACTURER / PRODUCT	IMAGE (Indicative only)	NOTES
Natural Stone Clean (Type 2)	FW01A FW02	Ground floor precast facade Upper floors precast façade in Blocks 4A and 4B North West Elevations Handset walls in gardens	Beige, Clean	800x600 max 50mm thick when used as part of precast panel 75mm thick when used in handset walls	Stretcher Bond.	Jordan Basebed (Albion)		<u>Joins</u> : 2 mm recess <u>Mortar Colour</u> : TBC <u>Stone cut</u> : min 150mm
Recon Stone	N/A	Window Feature Frames at Upper Floors and Ground Floors Horizontal and vertical bandings Parapet copings	Beige	As per architectural drawings	No Pattern	Thorp mix	To match Type 2 Natural Stone appearance	<u>Joins</u> : Flush <u>Mortar Colour</u> : TBC
Granite	N/A	Precast Façade in all Buildings at base of Natural Stone Walls and Brick walls	Grey	Height varies (max height TBC by Thorp)	Single line of bond	Option 1: Granite Silver Grey Rose BV Option 2: Crema Terra		<u>Joins</u> : Flush <u>Mortar Colour</u> : TBC
Brick	FW03 FW08 FW08A	Main Facades all Buildings	London Weathered Yellow	215 x 102.5 x 65mm when used as handset Cut as brickslip 50mm For Specials refer to architectural drawings	Flemish Bond	Maranello		<u>Joins</u> : Recessed as per VMU <u>Mortar Colour</u> : TBC <u>Specials</u> : Three Quarter brick at window interface Queen closer at corners Corner pieces at windo returns Elements to curved panel
Aluminium (Type 1)	FW05	Window/Door Frames Windows Cills Spandrels Louvres Parapet Cappings Penthouse cladding Penthouse veil 9B Mansard Metal flashing at base of Block 5 1 st floor brick wall Juliet balconies Block 9 Ground floor curtain walling Main Entrances curtain walling Block 9 Entrance canopy	Bronze	varies, refer to drawings	N/A	Chalu Dark Bronze Pan 34		

11.04.2024

MATERIAL	WALL TYPE	CONSTRUCTION TYPE AND LOCATION	COLOUR / FINISH	SIZE	PATTERN	MANUFACTURER / PRODUCT	IMAGE (Indicative only)	NOTES
Zinc	N/A	Block 4A and 4B Mansard roofs Block 9A dormers	Grey	600mm wide panels				
Slate	N/A	Block 9A Mansard	Welsh heather-grey	500x300 or to subcontractor guidance		Welsh Slate - Cwt-Y-Bugail		
PPC Finish to louvres and balustrades	N/A	All buildings	Bronze	N/A	N/A	Tiger Drylac 068/60306		Only when anodised aluminium finish is not achievable
GRC	N/A	Balconies soffit when interfacing a recon stone façade panel and Main Entrances soffit	Beige	Nominal 500mm wide panels	N/A	TBC	To match Type 2 Natural Stone appearance	Open joints 10mm