



NOTES

THIS DRAWING IS PROTECTED BY COPYRIGHT. REGISTERED IN ENGLAND No. 6859033

DO NOT SCALE. FIGURED DIMENSIONS ONLY TO BE TAKEN FROM THIS DRAWING. CHECK DIMENSIONS ON SITE AND REPORT DISCREPANCIES TO THE ARCHITECT. ALL AREAS HAVE BEEN MEASURED FROM CURRENT DRAWINGS. THEY MAY VARY BECAUSE OF (EG) SURVEY, DESIGN DEVELOPMENT, CONSTRUCTION TOLERANCES, STATUTORY REQUIREMENTS OR REDEFINITION OF THE AREAS TO BE MEASURED.

FINISHES

 **Antique White**
 Pantone: 11-0105 TCX
 HEX: EEE5D3
 RGB: 238 229 211

 **Natural Black**
 Pantone: Black 6 C
 HEX: 101820

Fascia illumination
 2.4m long linear static LED, 3200K, with shield, on 250mm long arms. electrical supply to be concealed.

New fascia signage
 All text, Natural Black matt acrylic 10mm thick. 'ESSENTIAL' 200mm high, spaced to 2348mm width o/a. 'JEWELLERY' 76mm high, spaced to 960mm wide o/a.

Fascia illumination
Projecting Sign
 Gallows bracket in Natural Black matt, fixing plate in Antique White to match shopfront

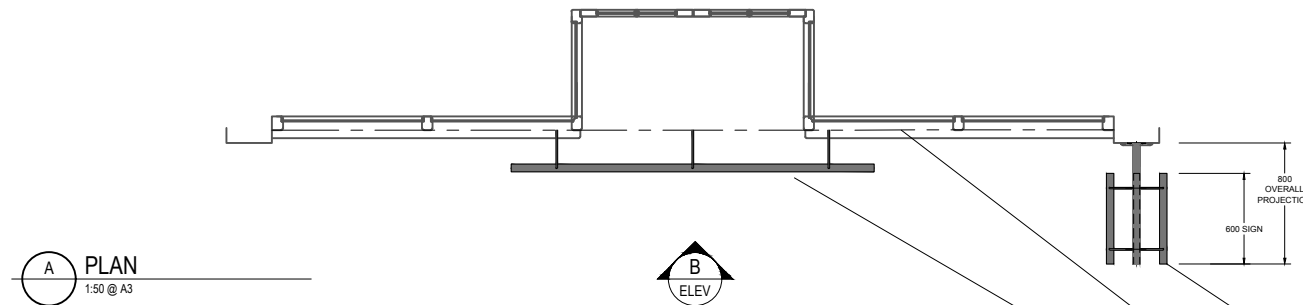
Projecting Sign
 600 x 600mm hanging panel, signage to both sides
 All text, Natural Black matt acrylic 5mm thick. 'ESSENTIAL' 47mm high, spaced to 552mm width o/a. 'JEWELLERY' 18mm high, spaced to 226mm wide o/a. 2 x 600mm long linear static LED, 3200K, with shields, on arms. electrical supply to be concealed.

New Shopfront
 in Antique White

FONT

ESSENTIAL Font - Linotype Didot, spaced for an overall width of 2348mm, height is 200mm.

JEWELLERY Font - Gill Sans MT Cyrillic Light, spaced for an overall width of 960mm, height is 76mm.



New projecting sign with linear static illumination by LED 3200k lamps
Line of fascia
Fascia illumination

REV	DATE	DESCRIPTION	DRAWN
DRAWING			
PROPOSED - SHOPFRONT			
PROJECT No	24.003	DRAWING NUMBER	LPL / EJ / 200
DATE	02.02.24	SCALE	1:50
REV	-	RIBA WORK STAGE / ISSUE STATUS	DESIGN
DRAWN	DL		

CLIENT
ESSENTIAL JEWELLERY
 PROJECT
GUILDFORD

