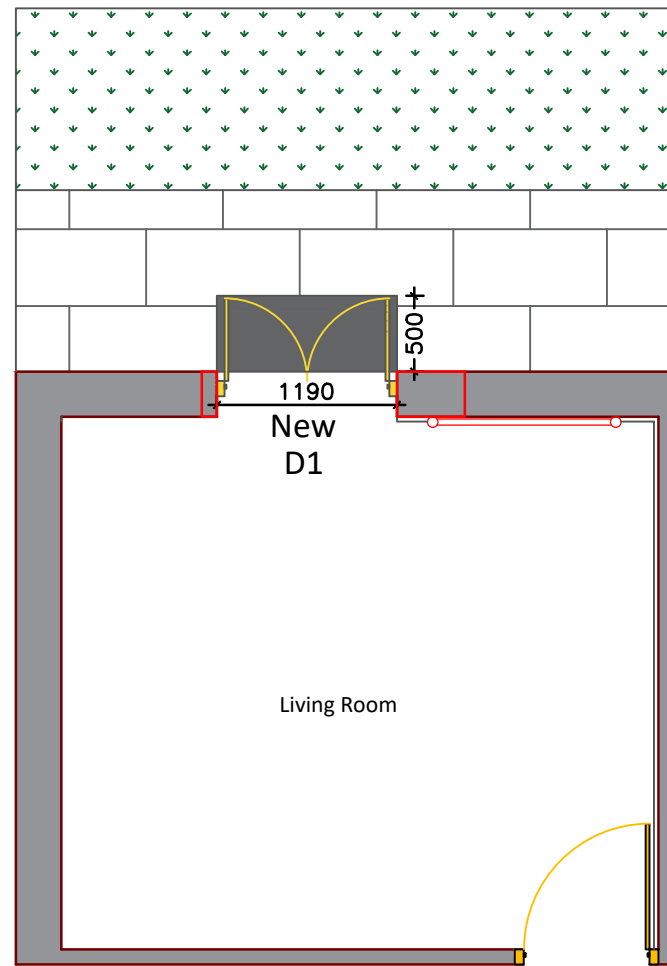


1 PROPOSED PART GROUND PLAN 1:50



NEW FRENCH DOOR : Supply and install a 1 x new PVCu french doors New D1 as indicated on drawing with level access cills at base (Storm guard or similar type style level access cill) Externally the cill shall be installed to make the doorway as accessible as possible for a disabled user. Supply and fit suitable lintel for nature of work.

Minimal making good and decoration will be carried out to the internal wall affected by the work. Only localised works will be carried out to affected areas on that wall - the entire room or other parts of the room will not have decoration or other works carried out.

All door furniture is to be accessible friendly, door handles to be lever type, to suit needs of client. All glazing in critical locations is to be laminated or toughened glass in accordance with BS 6206. Allow for safety glazing to all critical areas; new windows wholly or partly within 800 mm of finished floor level, or below 1500mm above finished floor level in doors and sidelights.

Windows/doors to be double glazed 24mm, argon gas filled sealed unit. Install windows in accordance with manufacturer's recommendations. Glass to be low e glass i.e. Pilkington K on inner skin.

All new glazed units to achieve a u value not exceeding 1.4w/m2k.

Allow for exterior grade polysulphide mastic to be applied around the perimeter of the new external door/sidelight frame.

New Doors to have trickle ventilation minimum 10000sq.mm and all above to meet BS EN 13141-1 for 24mm double glazed units, and to be kitemarked.

New doors to be positioned to allow for opening through at least 90 degrees.

Allow to make good flooring internally.

Drawing to be provided to building surveyor by contractor of all proposed doors and side frames before manufacture for prior approval.

All new window and doors must be installed by a FENSA registered installer and duly certified to Building Control and a 10 year warranty and energy rating certificate supplied to owner.

STEP: Step to be approximately 1200 x 500 x 120mm and to be located outside New Door D1. All steps and platforms to be constructed in the same manner. Supply and lay 150 mm type 1 sub base or 150 mm well compacted hardcore to the entire area of step.

Use brick skin on minimum 300 mm foundation as permanent shuttering to sides of step. Brickwork type to match existing property as near as possible, give client choice of brick type.

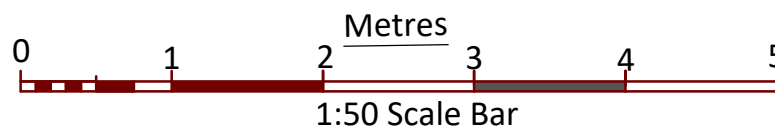
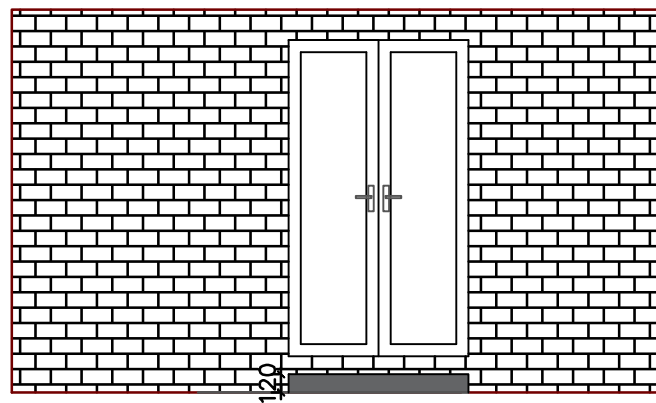
Form new step as detailed on drawing from 25N/mm concrete fine tamped ramp to give slip resistant finish in wet weather. Minimum 150 mm depth of concrete.

NEW RADIATOR: New pressed steel panel convector radiator as STELRAD to ISO9001 and BS EN 442, complete with top and side grilles, high quality enamel finish (RAL 9016), chrome tails. Contractor to size radiator to suit and ensure heat output sufficient for room size. Honeywell or similar approved TRV to be supplied & installed unless boiler on bypass circuit.

WALL: External walls to be infilled as shown on plans all bricks to be BS3921 and match house as closely as practicable. Lintel as manufactured by Catnic Ltd as appropriate to the construction and span. Rake out all internal joints to give a good key for plaster.

Workmanship to be to BS121. The new work is to be fixed to existing by the use of Crocodile stainless steel profiles as per instructions.

2 PROPOSED PART REAR ELEVATION 1:50



This drawing is the property of Basildon Borough Council and is protected by copyright laws. This drawing may not be copied, altered or distributed without prior written consent from Basildon Borough Council. Failure to observe this may result in legal action being taken. It is the contractor/s responsibility to check the accuracy of the drawing and associated schedule of work. It is also the contractor/s duty to report any discrepancies to Basildon Borough Council and make appropriate allowances in the quotation. Do not scale this drawing. Use only figured dimensions.

- Notes:**
- All dimensions to be confirmed on site
 - Clear all debris, leave site clean & tidy upon completion.
 - Reinstall all customer's existing fixtures & fittings previously set aside and confirm positions with customer on site.

Address:
24 Minster Road, Laindon,
Essex, SS15 5FU.

Drawn By: MJ

Scale: 1:50 @ A3

Project: Provision of New Rear Access

Title: Proposed Elevation and Groundplan

Customer: Mrs Susan Buisson

Date: 19/02/2024

Dwg No: 22/00137 BBC - 02 Rev A