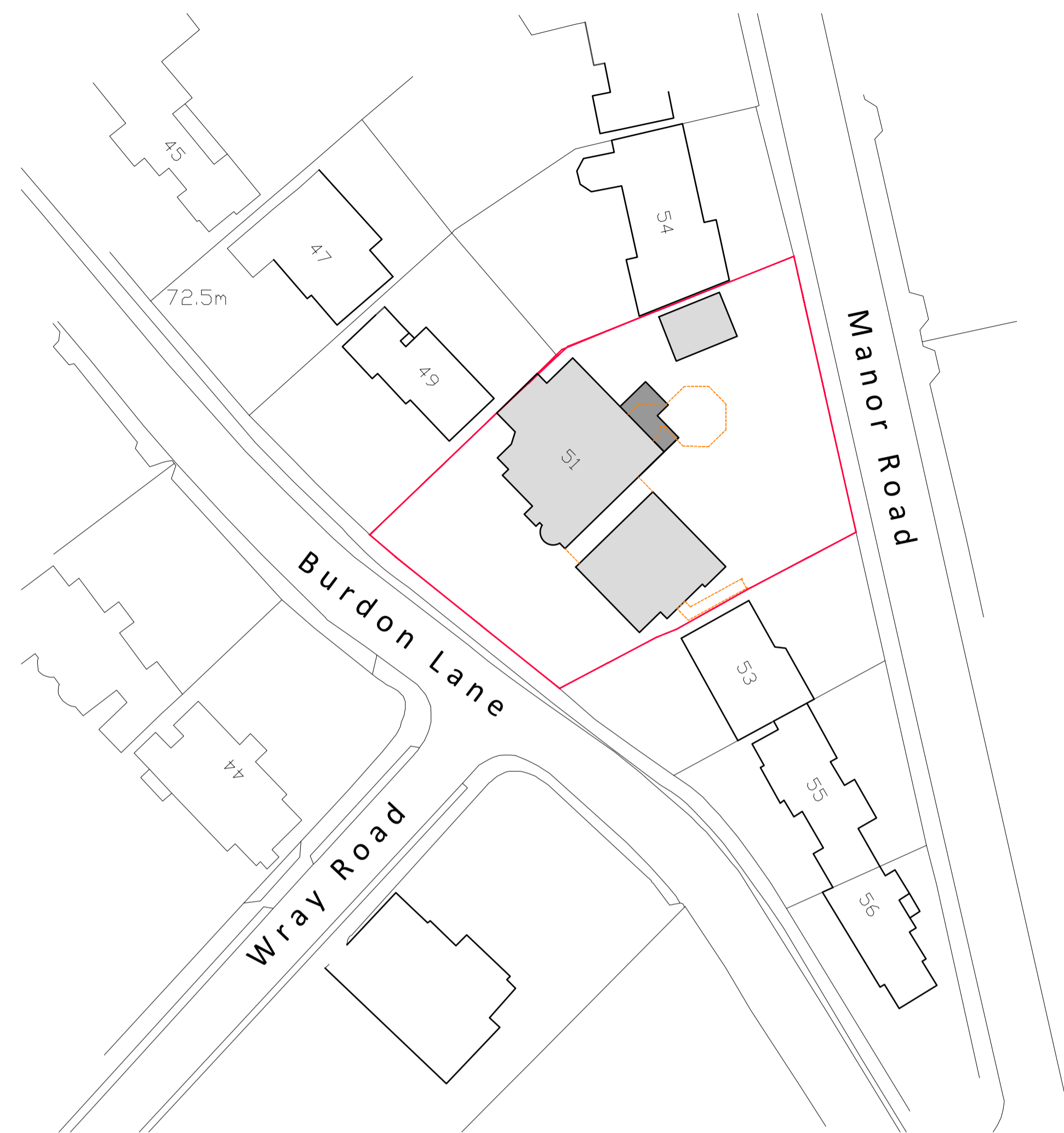
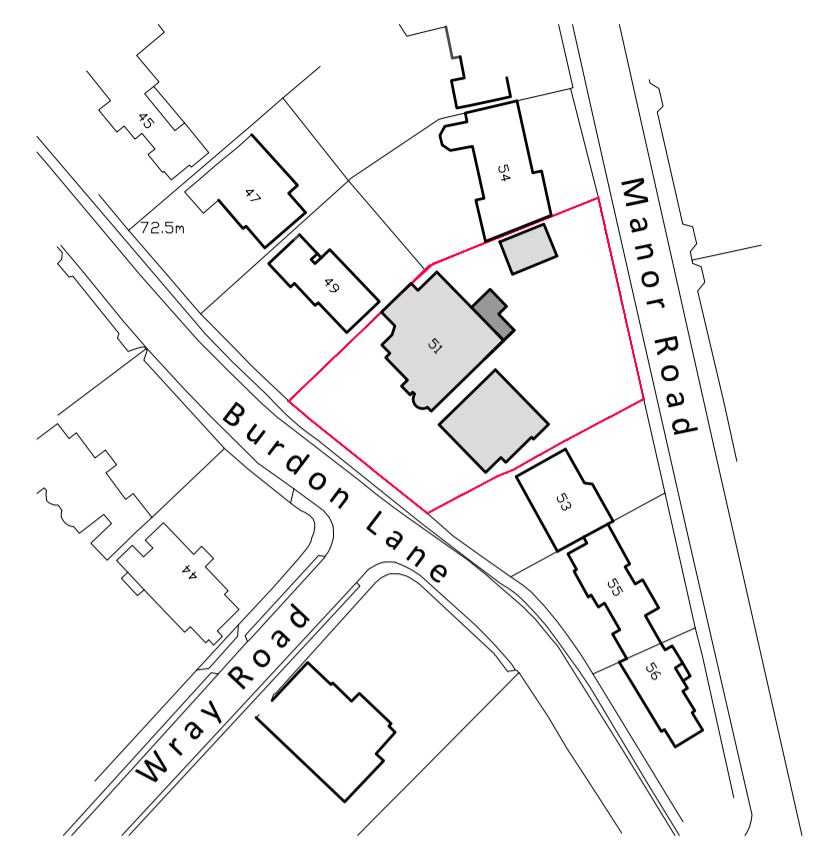



Proposed Site Plan 1:200 Scale Metre Scale Bar 1:200 0 2 4 6 8 10 12 14 16 18 20



Proposed Block Plan 1:500 Scale Metre Scale Bar 1:500 0 5M 10 15 20 25 30 35 40



Proposed Location Plan 1:1250 Scale Metre Scale Bar 1:1250 0 20 40 60 80



North Up The Page - All Ordnance Survey Plans  
Application Site Outlined in Red

Note - Existing Buildings shown Solid Pale Grey Hatched;  
Darker Grey Solid Hatch indicates Proposed Single Storey Rear Extension;  
Parts to be Demolished shown as Orange Dashed Lines

<b>PROJECT</b>	<b>TITLE</b>
Proposed Redevelopment Broadlands Nursing Home, 51 Burdon Lane, Cheam, Sutton SM2 7PP	Proposed Site, Block & Location Plans
<b>SHEET SIZE - A1</b>	<b>STATUS -</b>
	Feasibility / Planning

<b>PROJECT NUMBER</b>	<b>DRAWING NUMBER</b>	<b>REVISION</b>
23-504	300	-
<b>SCALE</b>	<b>DRAWN BY</b>	<b>DATE</b>
As Noted @A1	SV	29-03-24

<b>REVISIONS</b>		

**architectED DESIGN**  
 9 The Orchard Banstead Surrey SM7 2BP  
 +44 07770 742081  
 architectED.DESIGN@gmail.com  
 WWW.ARCHITECTEDDESIGN.CO.UK

The copyright of this drawing is vested with the author and must not be copied or reproduced without consent. Figured dimensions only to be taken from this drawing. All contractors must visit the site and be responsible for checking all setting out dimensions and notifying the author of any discrepancies prior to any manufacture or construction work. Note this drawing will only be to scale at stated sheet size.