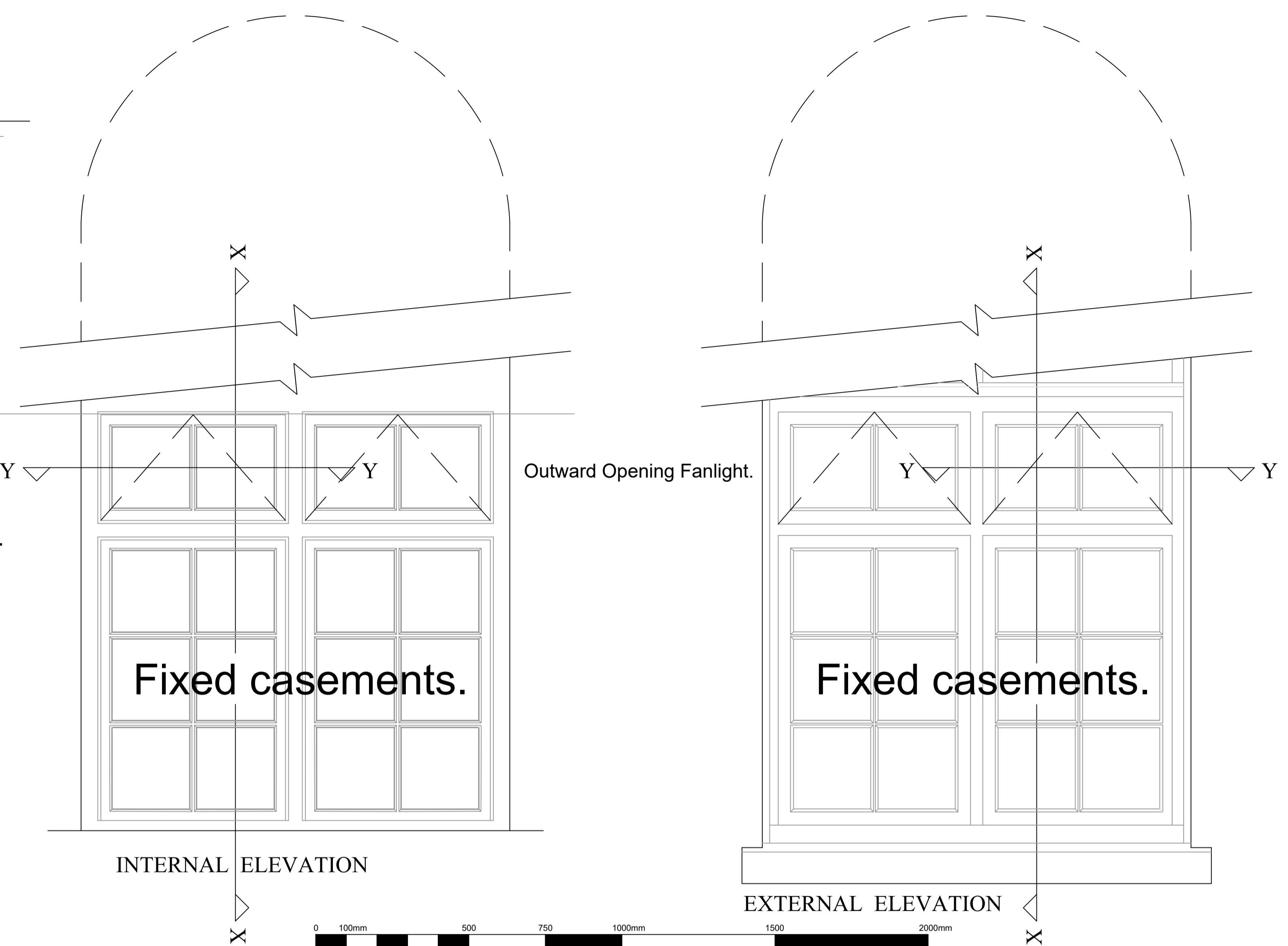
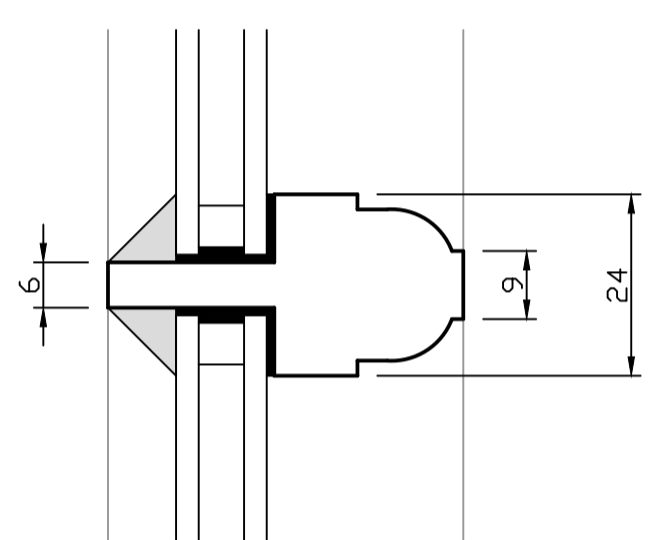


VERTICAL SECTION X  
 0 50mm 100 150 200mm  
 1:2 scale @ A1

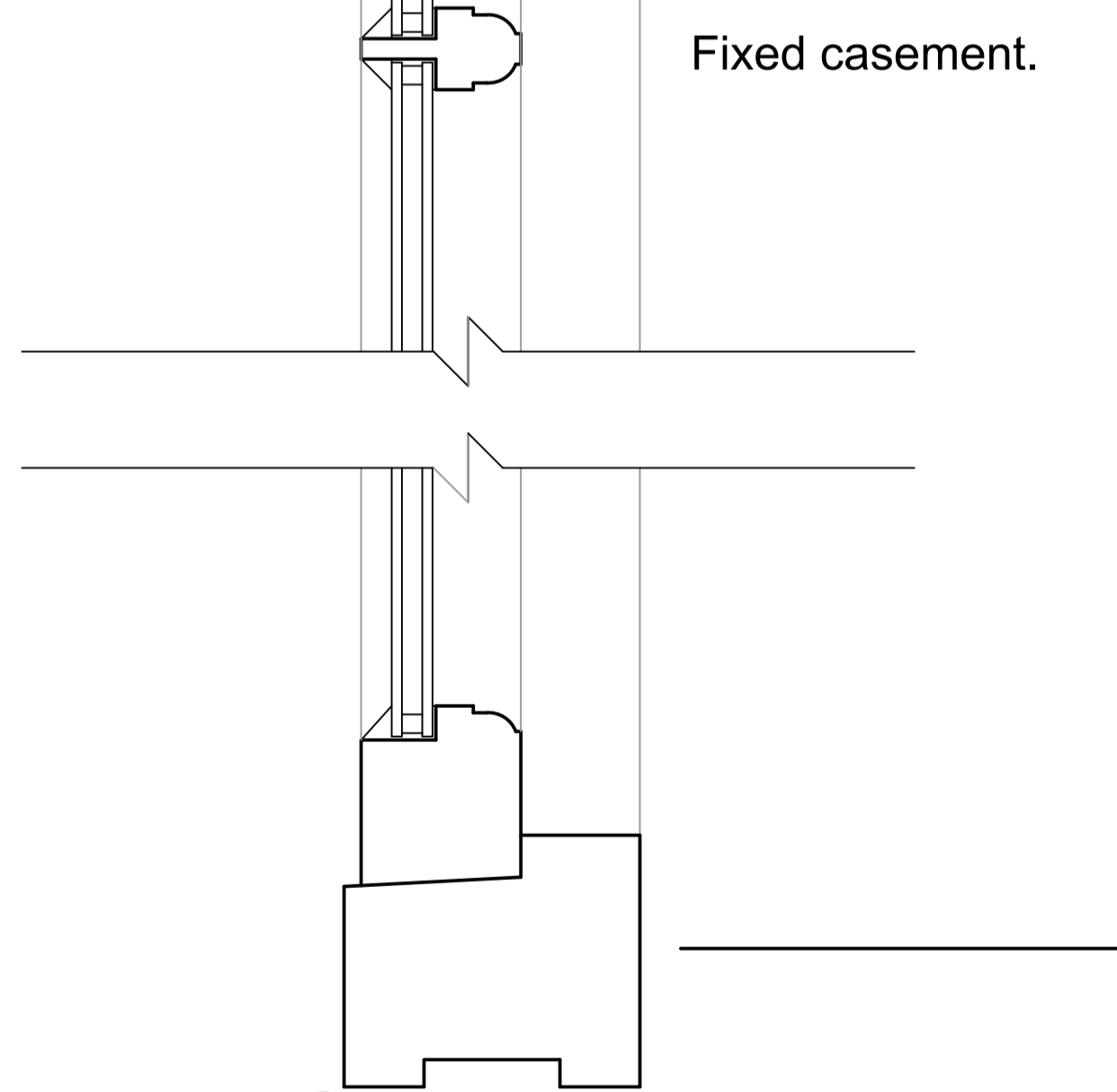


0 100mm 500 750 1000mm 1500 2000mm  
 1:10 scale @ A1



GLAZING DETAIL  
 1:1 scale @ A1

Bed double glazed sealed units in with Butyl bedding compound and then apply linseed oil putty over. Allow adequate time for putty to mature (at least a week) before painting over.

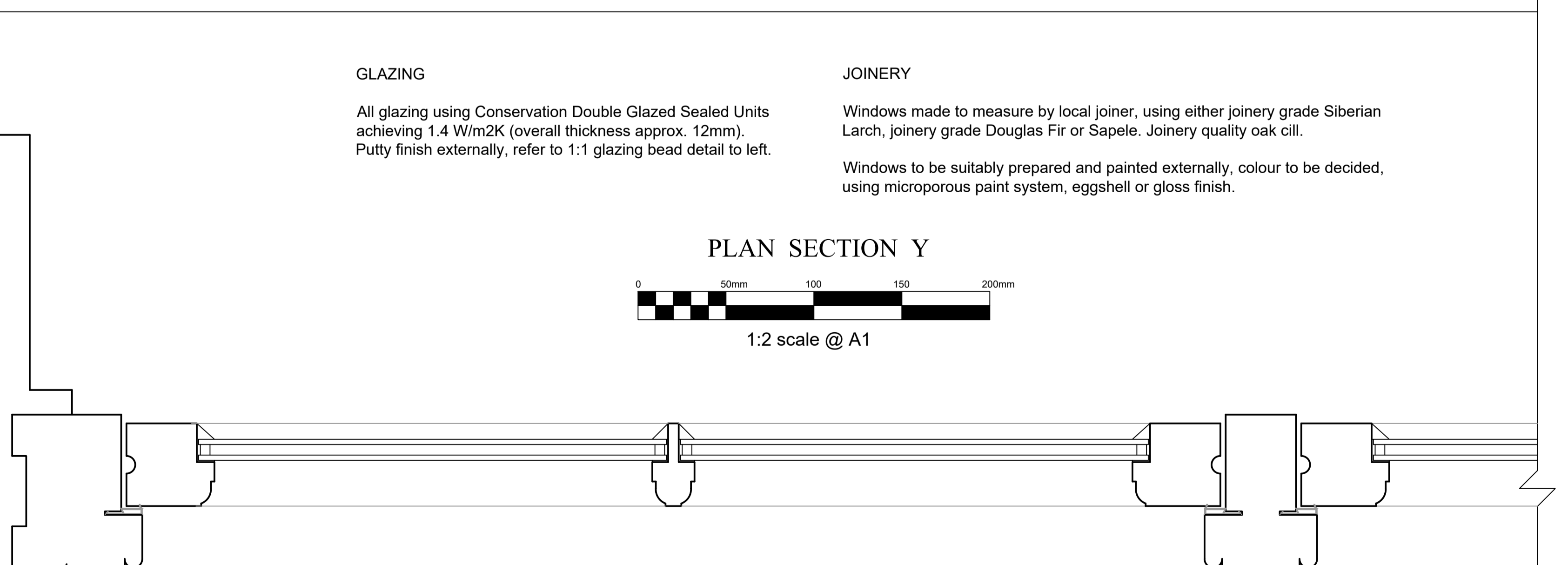


Fixed casement.

**GLAZING**  
 All glazing using Conservation Double Glazed Sealed Units achieving 1.4 W/m<sup>2</sup>K (overall thickness approx. 12mm). Putty finish externally, refer to 1:1 glazing bead detail to left.

**JOINERY**  
 Windows made to measure by local joiner, using either joinery grade Siberian Larch, joinery grade Douglas Fir or Sapele. Joinery quality oak cill.  
 Windows to be suitably prepared and painted externally, colour to be decided, using microporous paint system, eggshell or gloss finish.

PLAN SECTION Y  
 0 50mm 100 150 200mm  
 1:2 scale @ A1



WINDOW W.2, W.3, W.4, W.5 and W.6 - PROPOSED

|  |  |
|--|--|
| <b>DAVID WILKINS</b><br>ARCHITECTURAL CONSERVATION & DESIGN<br>SILVER MIST, ALFINGTON,<br>OTTERY ST MARY, EX11 1PA<br>TEL: 01404 851287<br>davidwilkinsacd@gmail.com | Client: Sidmouth YMCA  |
|  | Address: Mill Street, Sidmouth, EX10 8DF                     |
|  | Project: Replacement Windows                                 |
|  | Drwg: Windows W.2, W.3, W.4, W.5 and W.6 Sections (PROPOSED) |
|  | Scale: 1:2 and 1:10 @ A1 Date: Jan 2024                      |
|  | Drwg. no: 1271/24/15 Rev:                                    |