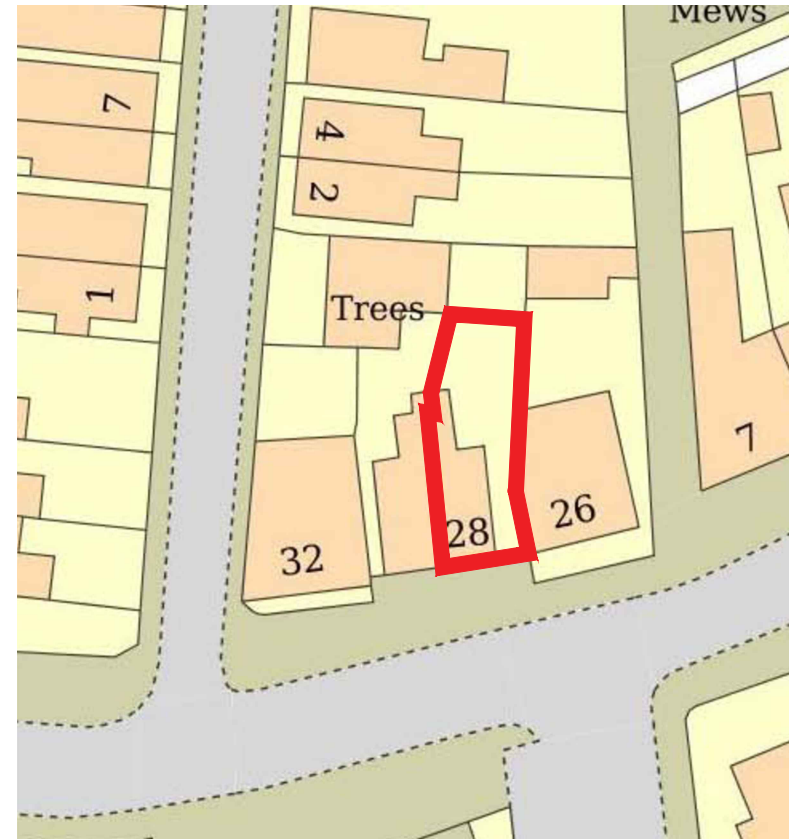
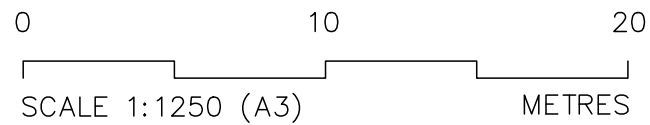




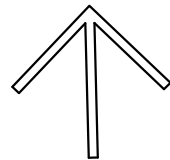
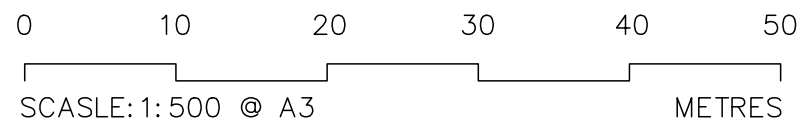
A LOCATION PLAN

EX-05 EXISTING Scale 1:1250



B BLOCK PLAN

EX-05 EXISTING Scale 1:500



Notes:

Rev.	Date	Comment	By
A	APR'24	PLANNING	

Do not scale from this drawing unless for planning purposes
All dimensions are to be checked and confirmed on site
Any discrepancies are to be reported immediately to the Architect or Main Contractor

COPYRIGHT © 2013
ALL RIGHTS DESCRIBED IN THE CHAPTER IV OF THE COPYRIGHT DESIGN AND PATENTS ACT 1988, HAVE BEEN GENERALLY ASSERTED

Client	Simon Betts 28 Wells Park RD SE26 6JB
Project	28 Wells Park Fencing
Drawing	Proposed Boundary fence - -
Project No.	14892
Drawing No.	EX-05
Issue	A
Status	-
Scale	1:1250/500A3
Date	April'24
Drawn By	-
Checked By	-

Client
Simon Betts
28 Wells Park RD
SE26 6JB

Project
28 Wells Park
Fencing

Drawing
Proposed Boundary fence
-
-

Project No. Drawing No. Issue Status
14892 EX-05 A -

Scale Date Drawn By Checked By
1:1250/500A3 April'24 - -

HP Architects
(E): nickhaseltine@hparchitects.uk
(E): jonpresland@hparchitects.uk
(W): www.hparchitects.uk