

# Top Glass Double Glazing Ltd

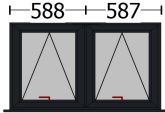
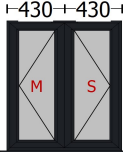
13 Kingsley Close,  
Worthing,  
West Sussex, BN14 8ED.  
Tel : 07825 211228  
Email : ian@topglassdg.co.uk

To: Nick Tandavanitj  
72 Station Road,  
Portslade,  
West Sussex BN41 1DF.

Date: 24th April 2024

## QUOTATION

All items are shown as viewed from outside

Aluminium CASEMENT WINDOW 1175mm w x 865mm h - Kitchen Rear				Qty 1
External Frame colour:	RAL - 9011 Semi Gls Std Black	Building works	Not required	
Internal Frame colour:	RAL - 9011 Semi Gls Std Black	New lintel	Not required	
Cill:	150mm cill			
Cill colour:	RAL - 9011 Semi Gls Std Black	Trickle Vent:	2000mm Trickle vent	
External sash colour:	RAL - 9011 Semi Gls Std Black			
Internal sash colour:	RAL - 9011 Semi Gls Std Black			
Handle(s):	Black handle(s)			
Outerframe:	Flat			
Transom:	Flat			
Vent:	Flat			
Peg stay:	Not required			
Windowboard	Use existing windowboard			
Fitting	Replace existing window			
Clear 4:16:4 Tough Low E (A Rated)				
				
<b>£ 1075.00</b>				Item 1 of 6
Aluminium French casement window 860mm w x 1220mm h - Kitchen Side				Qty 1
External Frame colour:	RAL - 9011 Semi Gls Std Black	Building works	Not required	
Internal Frame colour:	RAL - 9011 Semi Gls Std Black	New lintel	Not required	
Cill:	150mm cill			
Cill colour:	RAL - 9011 Semi Gls Std Black	Trickle Vent:	2000mm Trickle vent	
External sash colour:	RAL - 9011 Semi Gls Std Black			
Internal sash colour:	RAL - 9011 Semi Gls Std Black			
Handle(s):	Black handle(s)			
Outerframe:	Flat			
Transom:	Flat			
Vent:	Flat			
Peg stay:	Not required			
Windowboard	Use existing windowboard			
Fitting	Replace existing window			
Clear 4:16:4 Tough Low E (A Rated)				
				
<b>£ 1165.00</b>				Item 2 of 6

**Aluminium Open in resi door 860mm w x 1900mm h - Kitchen**
**Qty 1**

External Frame colour: RAL - 9011 Semi Gls Std Black  
 Internal Frame colour: RAL - 9011 Semi Gls Std Black  
 External sash colour: RAL - 9011 Semi Gls Std Black  
 Internal sash colour: RAL - 9011 Semi Gls Std Black  
 Cill: 150mm cill  
 Cill colour: RAL - 9011 Semi Gls Std Black  
 Handles: Black Lever/lever handles  
 Restrictor:  
 Threshold board No Threshold board  
 Fitting Replace existing door  
 Building works Not required  
 New lintel Not required

Trickle Vent: 2000mm Trickle vent

Clear 4:20:4 Tough Low E (A Rated)



DoorInLeft

**£ 1950.00**

Item 3 of 6

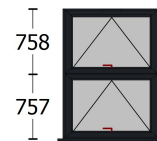
**Aluminium CASEMENT WINDOW 910mm w x 1540mm h - Bedroom**
**Qty 1**

External Frame colour: RAL - 9011 Semi Gls Std Black  
 Internal Frame colour: RAL - 9011 Semi Gls Std Black  
 Cill: 150mm cill  
 Cill colour: RAL - 9011 Semi Gls Std Black  
 External sash colour: RAL - 9011 Semi Gls Std Black  
 Internal sash colour: RAL - 9011 Semi Gls Std Black  
 Handle(s): Black handle(s)  
 Outerframe: Flat  
 Transom: Flat  
 Vent: Flat  
 Peg stay: Not required  
 Windowboard Use existing windowboard  
 Fitting Replace existing window

Building works Not required  
 New lintel Not required

Trickle Vent: 2000mm Trickle vent

Clear 4:16:4 Tough Low E (A Rated)



**£ 1180.00**

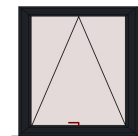
Item 4 of 6

**Aluminium CASEMENT WINDOW 890mm w x 1220mm h - Bathroom**
**Qty 1**

External Frame colour: RAL - 9011 Semi Gls Std Black  
 Internal Frame colour: RAL - 9011 Semi Gls Std Black  
 Cill: 150mm cill  
 Cill colour: RAL - 9011 Semi Gls Std Black  
 External sash colour: RAL - 9011 Semi Gls Std Black  
 Internal sash colour: RAL - 9011 Semi Gls Std Black  
 Handle(s): Black handle(s)  
 Outerframe: Flat  
 Transom: Flat  
 Vent: Flat  
 Peg stay: Not required  
 Windowboard Use existing windowboard  
 Fitting Replace existing window

Building works Not required  
 New lintel Not required

Satin patterned 4:16:4 Tough Low E (A Rated)



**£ 955.00**

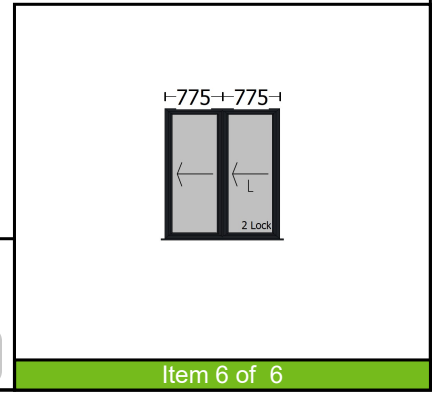
Item 5 of 6

Aluminium Dual-folding doors Bi-fold Door In 1550mm w x 2200mm h - Bifold

Qty 1

External Frame colour:	RAL - 9011 Semi Gls Std Black
Internal Frame colour:	RAL - 9011 Semi Gls Std Black
Cill:	150mm cill
Cill colour:	RAL - 9011 Semi Gls Std Black
Drainage:	Concealed drainage
Handles:	Black Lever/lever handles
Furniture:	Not Applicable
Threshold board	No Threshold board
Fitting	Replace existing door
Building works	Not required
New lintel	Not required

Clear 4:16:4 Tough Low E (A Rated)



£ 2755.00

Item 6 of 6

Item Extras and Totals Page

Cost of fitted items (excluding vat) : £ 7566.67

Total (excluding vat): £ 7566.67

VAT @ 20.00% £ 1513.33

**Total: £ 9080.00**

Deposit payable: £ 4540.00

**Balance to be paid upon completion: £ 4540.00**