
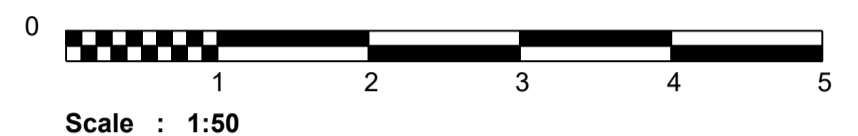


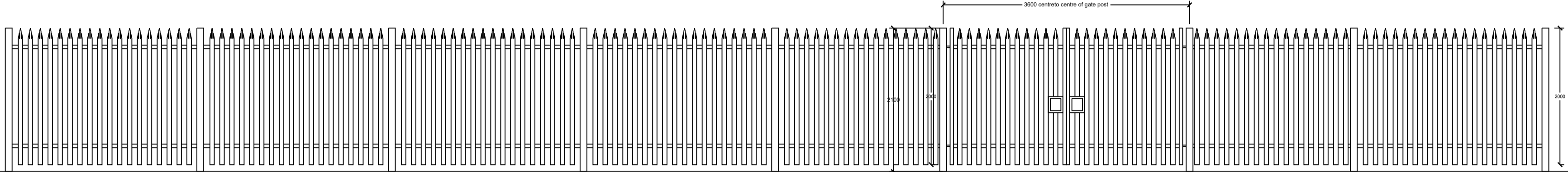
Existing galvanised steel fence -
 2100mm high x 100x100mm galv. steel posts at 2800mm centres
 with 65mm wide x 2000mm tall galv. steel uprights supported by
 50x50mm galvanised steel horizontals.



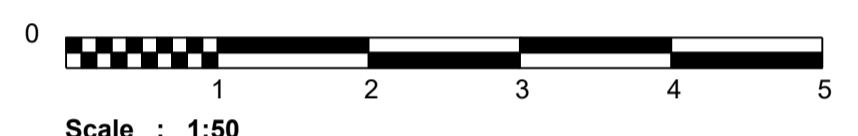
EXISTING FENCE ELEVATION scale 1:50



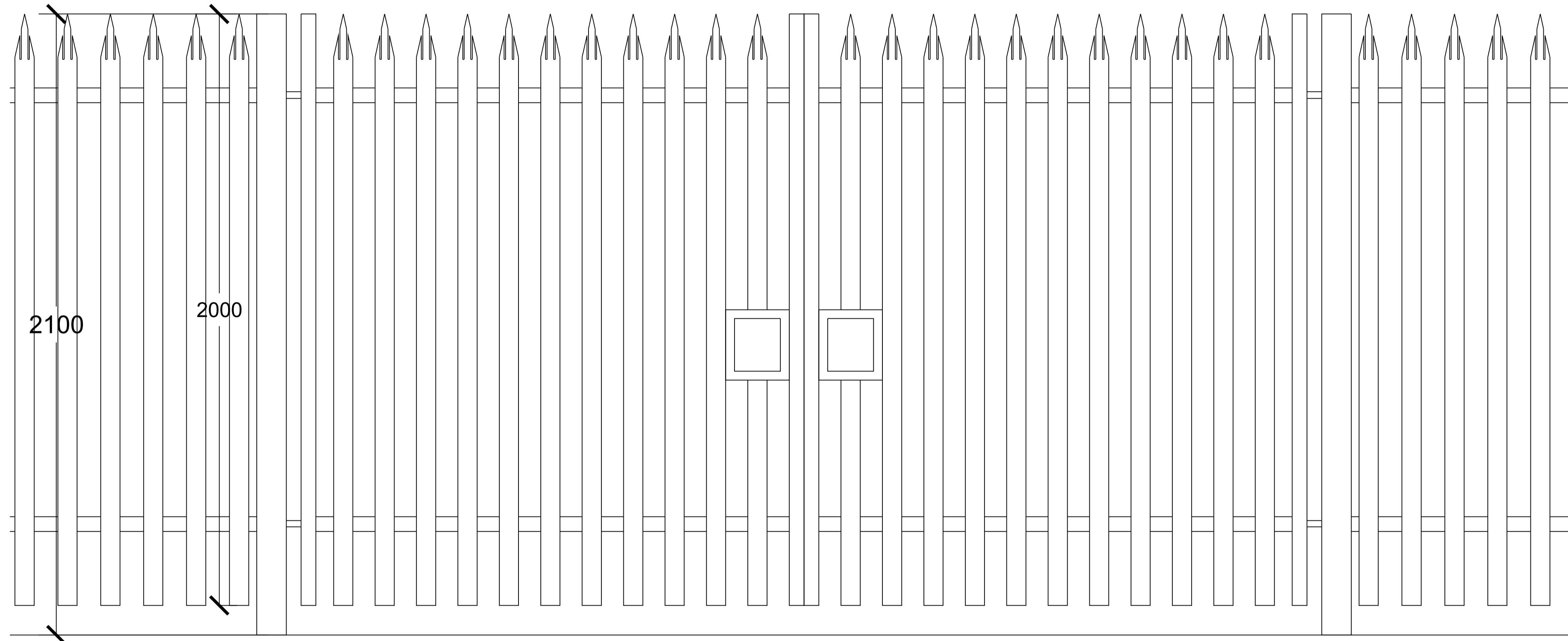
2000mm high x 1700mm wide galvanised steel
 gates to match existing fence in height and
 material supported by 100x100mm galv. steel
 gate posts 3600mm centres.



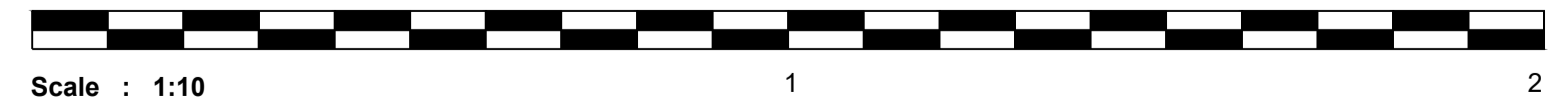
PROPOSED FENCE ELEVATION SHOWING GATES scale 1:50



3600 centre to centre of gate post



PROPOSED 2000mm high x 1700mm wide GALVINISED GATES scale 1:10



100x100mm x 2100mm high
 galvanised steel gate post
 65mm wide x 2000mm tall galv.
 steel uprights supported by
 50x50mm galvanised steel
 horizontals.

PROPOSED 2000mm high x
 1700mm wide GALVINISED
 GATES section
 scale 1:10

No.	Description	Date
studio EAST		
Client	Mr W M Walker	
PL-02		
Project:	Access to Plot Off Inveralmond Road Ruthvenfield Rd, Inveralmond Ind. Est.	
Sheet	Existing and Proposed Fence with gate	
Scale	1 : 10 and 1:50 @ A1	
Project number	23053	
Date	April 2024	
Purpose of Issue	Planning	
Drawn by	GM	
King James VI Business Centre, Friarton Rd, Perth, PH2 8DY t: 01738 472090 e: hello@studio-east.co.uk		