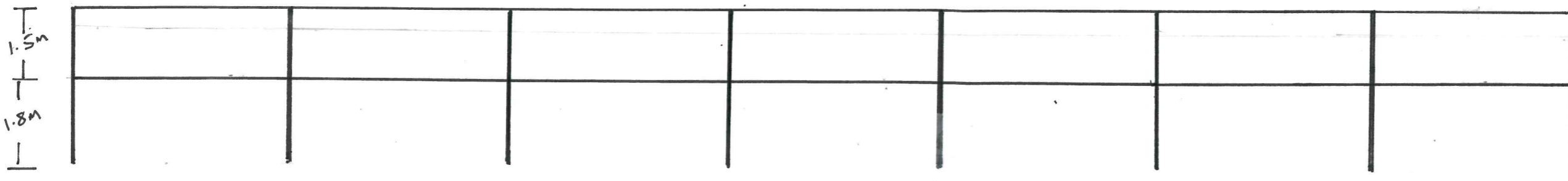
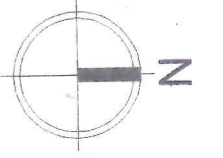


32m



4.6m



RETAINED SOIL LEVEL

SUB GROUND LEVEL

Scale Bar: 1:100 @ A3



Palisade Fencing

Cienna VMZ8-18 WDF Jasmine Blend

Proposed Front/East Elevation
PR03