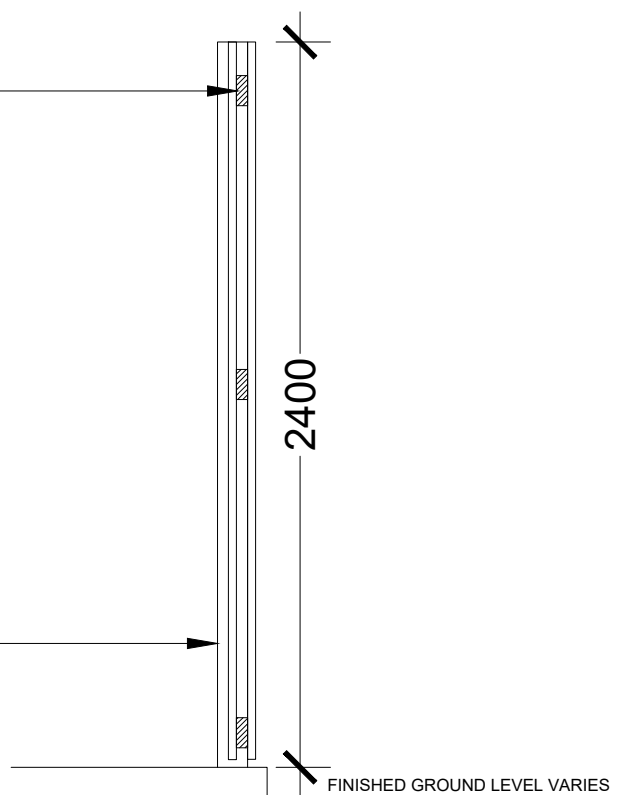
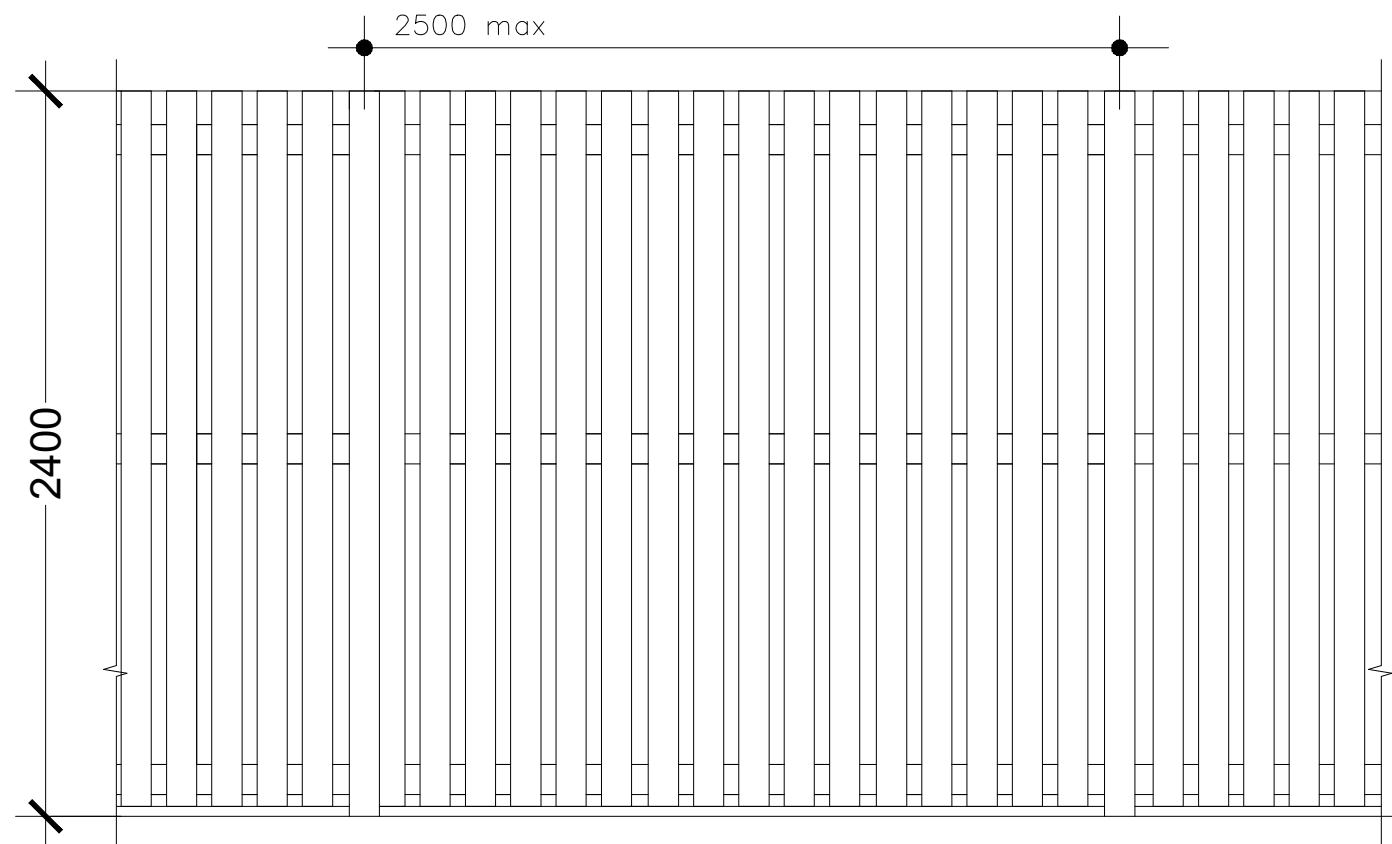


100 x 25mm pales fixed to rails with 2 No. 65mm galvanised nails per rail.



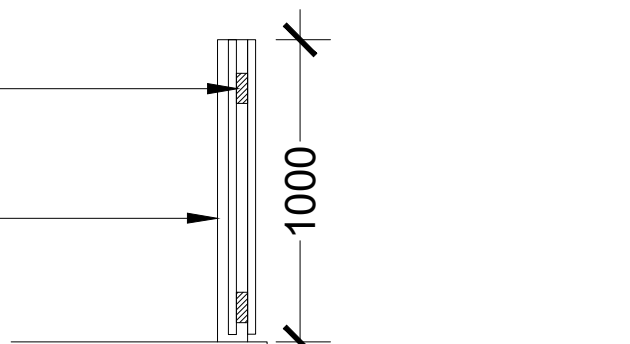
Section
Scale 1:25

100 x 100mm S.W. painted posts



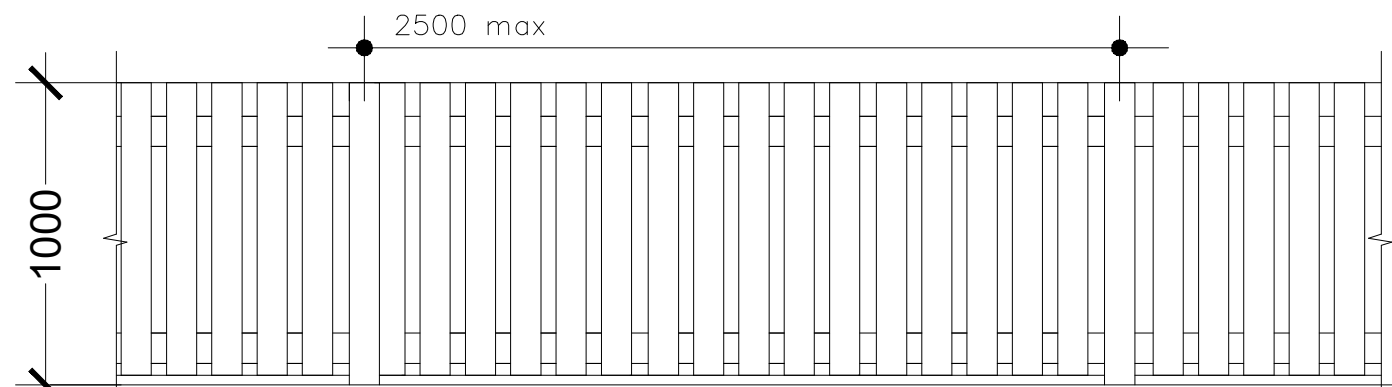
Elevation
Scale 1:25

100 x 25mm pales fixed to rails with 2 No. 65mm galvanised nails per rail.

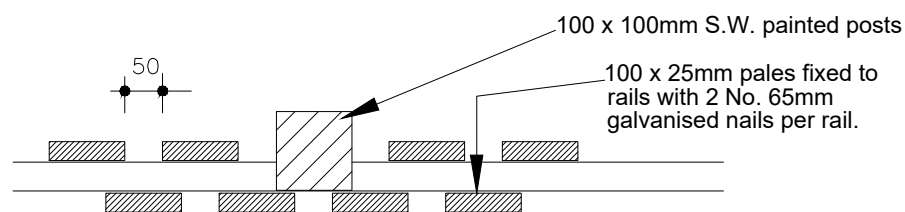


Section
Scale 1:25

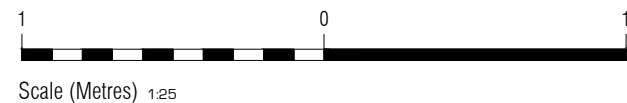
100 x 100mm S.W. painted posts



Elevation
Scale 1:25



Detail Plan
Vertical boarding hit & miss
Scale 1:10



Notes:

All timber used in fence construction must be pressure pre-treated prior to fabrication, including cut ends during erection.

Foundations to be founded in virgin soil below ny made ground.

HAZARD NOTES

- Manual handling may result in injury.
- Special lifting equipment should be utilised in accordance with manufacturer's recommendations.
- Use appropriate safety protection equipment during erection.

Know the location of live services.



Castlecroft Business Centre Tom Johnston Road
 Dundee DD4 8XD
 T: 01382 774111 F: 01382 739382
 mail@amcaarchitect.co.uk

Job
 Service Station Refurbishment
 126-128 Restalrig Road
 Edinburgh
 EH7 6UW

Drawing
 Proposed Fencing Details

Date
 MAR 2024

Scale
 1:25/10 @ A3

Job No
 3984

Drwg No
 PL 009

Rev

CAD Ref: 3984_RESTALRIG_PLANNING.dwg